

# 2012 Anti-Doping Testing Figures Report

---

## Table of Contents

---

### Section 1: 2012 Figures by Laboratory

Table A1: Total Samples Analyzed (All Sports)  
Table A2: Comparison of Years 2008 to 2012 - Olympic and Non-Olympic Figures  
Table B1: Summary - Samples Analyzed per Laboratory  
Table B2: Summary - Samples Analyzed per Laboratory (reported in ADAMS)  
Table B3: Summary - Samples Analyzed per Laboratory (not reported in ADAMS)  
Table B4: Total Samples Analyzed per Laboratory IC and OOC (reported in ADAMS)  
Table B5: Total Samples Analyzed per Laboratory IC and OOC (not reported in ADAMS)  
Table B6: Total Samples Analyzed per Laboratory in Olympic Sports  
Table B7: Total Samples Analyzed per Laboratory in non-Olympic Sports  
Table C1: GC/C/IRMS and EPO Tests Conducted per Laboratory  
Table C2: hGH, Transfusion and HBOCs Tests Conducted per Laboratory

### Section 2: 2012 Figures by Substance

Table D1: Summary - Substances Identified in Each Drug Class in ADAMS (All Sports)  
Table D2: Substances Identified in Each Drug Class in ADAMS (All Sports)  
Table D3: Total Laboratory AAFs and ATFs per Drug Class in ADAMS (All Sports)

### Section 3: 2012 Figures by Sport

Table E1: Total Samples Analyzed in Olympic Sports  
Table E2: Total Samples Analyzed in IOC Recognized Sports  
Table E3: Total Samples Analyzed in AIMS Sports  
Table E4: Total Samples Analyzed in Other Sports  
Table E5: GC/C/IRMS and EPO Tests Conducted per Olympic Sport  
Table E6: GC/C/IRMS and EPO Tests Conducted per IOC Recognized Sport  
Table E7: GC/C/IRMS and EPO Tests Conducted per AIMS Sport  
Table E8: hGH, HBT and HBOCs Tests Conducted per Olympic Sport  
Table E9: hGH, HBT and HBOCs Tests Conducted per IOC Recognized Sport  
Table E10: hGH, HBT and HBOCs Tests Conducted per AIMS Sport

### Section 4: 2012 Figures by Testing Authority

Table F1: SUMMARY - Total Samples by Testing Authority (TA) Category  
Table F2: Total Samples by TA Category - Olympic International Federations  
Table F3: Total Samples by TA Category - IOC Recognized International Federations  
Table F4: Total Samples by TA Category - Alliance of Independent Members of SportAccord (AIMS)  
Table F5: Total Samples by TA Category - Multi-Sport Organizations and Events  
Table F6: Total Samples by TA Category - Regional Anti-Doping Organizations (RADOs)  
Table F7: Total Samples by TA Category - National Anti-Doping Organizations (NADOs)  
Table F8: Total Samples by TA Category - Other Sport Organizations  
Table F9: Total Samples by TA Category - Regional Sport Organizations  
Table F10: Total Samples by TA Category - National Olympic Committees (NOCs)  
Table F11: Total Samples by TA Category - National Federations (NFs)  
Table F12: GC/C/IRMS Tests Conducted per Testing Authority  
Table F13: EPO Tests Conducted per Testing Authority  
Table F14: hGH Tests Conducted per Testing Authority  
Table F15: HBT Tests Conducted per Testing Authority  
Table F16: HBOCs Tests Conducted per Testing Authority

## Table of Contents

---

### Section 5: 2012 Figures by Sport and Testing Authority

#### Olympic Sports\*

---

Table G1: 2012 Anti-Doping Testing Figures - Olympic Sport - Aquatics
Table G2: 2012 Anti-Doping Testing Figures - Olympic Sport - Archery
Table G3: 2012 Anti-Doping Testing Figures - Olympic Sport - Athletics
Table G4: 2012 Anti-Doping Testing Figures - Olympic Sport - Badminton
Table G5: 2012 Anti-Doping Testing Figures - Olympic Sport - Basketball
Table G6: 2012 Anti-Doping Testing Figures - Olympic Sport - Biathlon
Table G7: 2012 Anti-Doping Testing Figures - Olympic Sport - Bobsleigh
Table G8: 2012 Anti-Doping Testing Figures - Olympic Sport - Boxing
Table G9: 2012 Anti-Doping Testing Figures - Olympic Sport - Canoe/Kayak
Table G10: 2012 Anti-Doping Testing Figures - Olympic Sport - Curling
Table G11: 2012 Anti-Doping Testing Figures - Olympic Sport - Cycling
Table G12: 2012 Anti-Doping Testing Figures - Olympic Sport - Equestrian Sports
Table G13: 2012 Anti-Doping Testing Figures - Olympic Sport - Fencing
Table G14: 2012 Anti-Doping Testing Figures - Olympic Sport - Football
Table G15: 2012 Anti-Doping Testing Figures - Olympic Sport - Golf
Table G16: 2012 Anti-Doping Testing Figures - Olympic Sport - Gymnastics
Table G17: 2012 Anti-Doping Testing Figures - Olympic Sport - Handball
Table G18: 2012 Anti-Doping Testing Figures - Olympic Sport - Hockey
Table G19: 2012 Anti-Doping Testing Figures - Olympic Sport - Ice Hockey
Table G20: 2012 Anti-Doping Testing Figures - Olympic Sport - Judo
Table G21: 2012 Anti-Doping Testing Figures - Olympic Sport - Luge
Table G22: 2012 Anti-Doping Testing Figures - Olympic Sport - Modern Pentathlon
Table G23: 2012 Anti-Doping Testing Figures - Olympic Sport - Rowing
Table G24: 2012 Anti-Doping Testing Figures - Olympic Sport - Rugby
Table G25: 2012 Anti-Doping Testing Figures - Olympic Sport - Sailing
Table G26: 2012 Anti-Doping Testing Figures - Olympic Sport - Shooting Sports
Table G27: 2012 Anti-Doping Testing Figures - Olympic Sport - Skating
Table G28: 2012 Anti-Doping Testing Figures - Olympic Sport - Skiing
Table G29: 2012 Anti-Doping Testing Figures - Olympic Sport - Table Tennis
Table G30: 2012 Anti-Doping Testing Figures - Olympic Sport - Taekwondo
Table G31: 2012 Anti-Doping Testing Figures - Olympic Sport - Tennis
Table G32: 2012 Anti-Doping Testing Figures - Olympic Sport - Triathlon
Table G33: 2012 Anti-Doping Testing Figures - Olympic Sport - Volleyball
Table G34: 2012 Anti-Doping Testing Figures - Olympic Sport - Weightlifting
Table G35: 2012 Anti-Doping Testing Figures - Olympic Sport - Wrestling

\* Olympic Sport data may include tests conducted in non-Olympic disciplines of the sport

## Table of Contents

---

### Section 5: 2012 Figures by Sport and Testing Authority

#### IOC Recognized Sports

---

Table H1: 2012 Anti-Doping Testing Figures - IOC Recognized Sport - Air Sports
Table H2: 2012 Anti-Doping Testing Figures - IOC Recognized Sport - Automobile Sports
Table H3: 2012 Anti-Doping Testing Figures - IOC Recognized Sport - Bandy
Table H4: 2012 Anti-Doping Testing Figures - IOC Recognized Sport - Baseball
Table H5: 2012 Anti-Doping Testing Figures - IOC Recognized Sport - Billiard Sports
Table H6: 2012 Anti-Doping Testing Figures - IOC Recognized Sport - Boules Sports
Table H7: 2012 Anti-Doping Testing Figures - IOC Recognized Sport - Bowling
Table H8: 2012 Anti-Doping Testing Figures - IOC Recognized Sport - Bridge
Table H9: 2012 Anti-Doping Testing Figures - IOC Recognized Sport - Chess
Table H10: 2012 Anti-Doping Testing Figures - IOC Recognized Sport - Cricket
Table H11: 2012 Anti-Doping Testing Figures - IOC Recognized Sport - Dance Sport
Table H12: 2012 Anti-Doping Testing Figures - IOC Recognized Sport - Floorball
Table H13: 2012 Anti-Doping Testing Figures - IOC Recognized Sport - Karate
Table H14: 2012 Anti-Doping Testing Figures - IOC Recognized Sport - Korfball
Table H15: 2012 Anti-Doping Testing Figures - IOC Recognized Sport - Life Saving
Table H16: 2012 Anti-Doping Testing Figures - IOC Recognized Sport - Motorcycle Racing
Table H17: 2012 Anti-Doping Testing Figures - IOC Recognized Sport - Mountaineering and Climbing
Table H18: 2012 Anti-Doping Testing Figures - IOC Recognized Sport - Netball
Table H19: 2012 Anti-Doping Testing Figures - IOC Recognized Sport - Orienteering
Table H20: 2012 Anti-Doping Testing Figures - IOC Recognized Sport - Pelote Basque
Table H21: 2012 Anti-Doping Testing Figures - IOC Recognized Sport - Polo
Table H22: 2012 Anti-Doping Testing Figures - IOC Recognized Sport - Powerboating
Table H23: 2012 Anti-Doping Testing Figures - IOC Recognized Sport - Racquetball
Table H24: 2012 Anti-Doping Testing Figures - IOC Recognized Sport - Roller Sports
Table H25: 2012 Anti-Doping Testing Figures - IOC Recognized Sport - Softball
Table H26: 2012 Anti-Doping Testing Figures - IOC Recognized Sport - Sport Climbing
Table H27: 2012 Anti-Doping Testing Figures - IOC Recognized Sport - Squash
Table H28: 2012 Anti-Doping Testing Figures - IOC Recognized Sport - Sumo
Table H29: 2012 Anti-Doping Testing Figures - IOC Recognized Sport - Surfing
Table H30: 2012 Anti-Doping Testing Figures - IOC Recognized Sport - Tug of War
Table H31: 2012 Anti-Doping Testing Figures - IOC Recognized Sport - Underwater Sports
Table H32: 2012 Anti-Doping Testing Figures - IOC Recognized Sport - Water Skiing
Table H33: 2012 Anti-Doping Testing Figures - IOC Recognized Sport - Wushu

## Table of Contents

---

### Section 5: 2012 Figures by Sport and Testing Authority

#### AIMS Sports

---

- Table I1: 2012 Anti-Doping Testing Figures - AIMS Sport - Aikido
- Table I2: 2012 Anti-Doping Testing Figures - AIMS Sport - American Football
- Table I3: 2012 Anti-Doping Testing Figures - AIMS Sport - Bodybuilding and Fitness
- Table I4: 2012 Anti-Doping Testing Figures - AIMS Sport - Casting
- Table I5: 2012 Anti-Doping Testing Figures - AIMS Sport - Darts
- Table I6: 2012 Anti-Doping Testing Figures - AIMS Sport - Dragon Boat
- Table I7: 2012 Anti-Doping Testing Figures - AIMS Sport - Draughts
- Table I8: 2012 Anti-Doping Testing Figures - AIMS Sport - Fistball
- Table I9: 2012 Anti-Doping Testing Figures - AIMS Sport - Flying Disc
- Table I10: 2012 Anti-Doping Testing Figures - AIMS Sport - Go
- Table I11: 2012 Anti-Doping Testing Figures - AIMS Sport - Icestock Sport
- Table I12: 2012 Anti-Doping Testing Figures - AIMS Sport - Ju-Jitsu
- Table I13: 2012 Anti-Doping Testing Figures - AIMS Sport - Kendo
- Table I14: 2012 Anti-Doping Testing Figures - AIMS Sport - Kickboxing
- Table I15: 2012 Anti-Doping Testing Figures - AIMS Sport - Lacrosse
- Table I16: 2012 Anti-Doping Testing Figures - AIMS Sport - Minigolf
- Table I17: 2012 Anti-Doping Testing Figures - AIMS Sport - Muaythai
- Table I18: 2012 Anti-Doping Testing Figures - AIMS Sport - Powerlifting
- Table I19: 2012 Anti-Doping Testing Figures - AIMS Sport - Sambo
- Table I20: 2012 Anti-Doping Testing Figures - AIMS Sport - Savate
- Table I21: 2012 Anti-Doping Testing Figures - AIMS Sport - Sepak Takraw
- Table I22: 2012 Anti-Doping Testing Figures - AIMS Sport - Ski Mountaineering
- Table I23: 2012 Anti-Doping Testing Figures - AIMS Sport - Sleddog
- Table I24: 2012 Anti-Doping Testing Figures - AIMS Sport - Soft Tennis
- Table I25: 2012 Anti-Doping Testing Figures - AIMS Sport - Sports Fishing

## Table of Contents

---

### Section 6: 2012 Figures - Athlete Biological Passport (ABP)

Table J1: Total ABP Samples Analyzed per Year
Table J2: Total Samples Analyzed per Laboratory
Table J3: Total Samples Analyzed in Olympic Sports
Table J4: Total Samples Analyzed in IOC recognized Sports
Table J5: Total Samples Analyzed in AIMS Sports
Table J6: Total Samples Analyzed in other Sports
Table J7: Total Samples by Testing Authority
Table J8: Total Samples by Testing Authority Category
Table J9: 2012 ABP Blood Passport Testing Figures - Aquatics
Table J10: 2012 ABP Blood Passport Testing Figures - Athletics
Table J11: 2012 ABP Blood Passport Testing Figures - Badminton
Table J12: 2012 ABP Blood Passport Testing Figures - Basketball
Table J13: 2012 ABP Blood Passport Testing Figures - Biathlon
Table J14: 2012 ABP Blood Passport Testing Figures - Bobsleigh
Table J15: 2012 ABP Blood Passport Testing Figures - Boxing
Table J16: 2012 ABP Blood Passport Testing Figures - Canoe / Kayak
Table J17: 2012 ABP Blood Passport Testing Figures - Cycling
Table J18: 2012 ABP Blood Passport Testing Figures - Equestrian
Table J19: 2012 ABP Blood Passport Testing Figures - Fencing
Table J20: 2012 ABP Blood Passport Testing Figures - Football
Table J21: 2012 ABP Blood Passport Testing Figures - Golf
Table J22: 2012 ABP Blood Passport Testing Figures - Gymnastics
Table J23: 2012 ABP Blood Passport Testing Figures - Handball
Table J24: 2012 ABP Blood Passport Testing Figures - Ice Hockey
Table J25: 2012 ABP Blood Passport Testing Figures - Judo
Table J26 :2012 ABP Blood Passport Testing Figures - Modern Pentathlon
Table J27: 2012 ABP Blood Passport Testing Figures - Rowing
Table J28: 2012 ABP Blood Passport Testing Figures - Rugby
Table J29: 2012 ABP Blood Passport Testing Figures - Sailing
Table J30: 2012 ABP Blood Passport Testing Figures - Shooting
Table J31: 2012 ABP Blood Passport Testing Figures - Skating
Table J32: 2012 ABP Blood Passport Testing Figures - Skiing
Table J33: 2012 ABP Blood Passport Testing Figures - Table Tennis
Table J34: 2012 ABP Blood Passport Testing Figures - Taekwondo
Table J35: 2012 ABP Blood Passport Testing Figures - Tennis
Table J36: 2012 ABP Blood Passport Testing Figures - Triathlon
Table J37: 2012 ABP Blood Passport Testing Figures - Volleyball
Table J38: 2012 ABP Blood Passport Testing Figures - Weightlifting
Table J39: 2012 ABP Blood Passport Testing Figures -Wrestling
Table J40: 2012 ABP Blood Passport Testing Figures - Cricket
Table J41: 2012 ABP Blood Passport Testing Figures - Karate
Table J42: 2012 ABP Blood Passport Testing Figures - Mountaineering and Climbing
Table J43: 2012 ABP Blood Passport Testing Figures - Ski-Mountaineering
Table J44: 2012 ABP Blood Passport Testing Figures - Orienteering
Table J45: 2012 ABP Blood Passport Testing Figures - Roller Sports
Table J46: 2012 ABP Blood Passport Testing Figures - Sport Climbing
Table J47: 2012 ABP Blood Passport Testing Figures - Underwater Sports
Table J48: 2012 ABP Blood Passport Testing Figures - American Football

## TERMS and ABBREVIATIONS

---

<b>IC</b>	In-Competition
<b>OOO</b>	Out-of-Competition
<b>Sample</b>	Any biological material collected for the purposes of <i>Doping Control</i> *
<b>AAF</b>	Adverse Analytical Finding
<b>ATF</b>	Atypical Finding
<b>GC/C/IRMS</b>	Gas Chromatograph/Carbon/Isotope Ratio Mass Spectrometer (e.g. "IRMS")
<b>EPO</b>	Erythropoetins
<b>hGH</b>	hGH Isoform Differential Immunoassays
<b>HBT</b>	Homologous Blood Transfusion
<b>HBOCs</b>	Haemoglobin Based Oxygen Carriers
<b>AIMS</b>	Alliance of Independent Members of SportAccord
<b>NADO</b>	National Anti-Doping Organization
<b>RADO</b>	Regional Anti-Doping Organization
<b>NOC</b>	National Olympic Committee
<b>IF</b>	International Federation
<b>NF</b>	National Federation
<b>TA</b>	Testing Authority
<b>SCA</b>	Sample Collection Authority
<b>ADAMS</b>	Anti-Doping Administration and Management System
<b>ABP</b>	Athlete Biological Passport

\* biological material limited to urine and blood in this report

## 2012 Anti-Doping Samples Analyzed and Reported by Accredited Laboratories

**Table A1: Total Samples Analyzed (All Sports)\***

### A Samples Analyzed

Sport	Analyzed	AAFs <sup>1</sup>	(%)	ATFs <sup>2</sup>	(%)	Total Findings <sup>3</sup>	(%)
Olympic Sports	184,955	1,831	0.99%	1,063	0.58%	2,894	1.56%
Non-Olympic Sports	21,436	718	3.35%	147	0.69%	865	4.03%
Non-ADAMS Data	61,254	641	1.05%	323	0.53%	964	1.57%
<b>TOTAL</b>	<b>267,645</b>	<b>3,190</b>	<b>1.19%</b>	<b>1,533</b>	<b>0.57%</b>	<b>4,723</b>	<b>1.76%</b>

<sup>1</sup> The **Adverse Analytical Findings (AAF)** in this report are not to be confused with adjudicated or sanctioned Anti-Doping Rule Violations (ADRV). "Adverse Analytical Finding" is defined in the World Anti-Doping Code as "a report from a laboratory or other WADA - approved entity that, consistent with the *International Standard* for Laboratories and related Technical Documents, identifies in a *Sample* the presence of a *Prohibited Substance* or its *Metabolites* or *Markers* (including elevated quantities of endogenous substances) or evidence of the *Use of a Prohibited Method* ." These figures may not be identical to sanctioned cases, as the figures given in this report may contain findings that underwent the Therapeutic Use Exemption (TUE) approval process.

<sup>2</sup> The **Atypical Findings (ATF)** in this report are not to be confused with adjudicated or sanctioned Anti-Doping Rule Violations (ADRV). "Atypical Finding" is defined in the World Anti-Doping Code as "a report from a laboratory or other WADA-approved entity which requires further investigation as provided by the *International Standard* for Laboratories or related Technical Documents prior to the determination of an *Adverse Analytical Finding* ". *Atypical Findings* may correspond to multiple measurements performed on the same *Athlete* , such as in cases of longitudinal studies on testosterone.

<sup>3</sup> Includes *Adverse Analytical Findings* and *Atypical Findings*

\* These figures do not include blood samples taken for the ABP



2012 Anti-Doping Samples Analyzed and Reported by Accredited Laboratories

Table A2: Comparison of Years 2008 to 2012 - Olympic and Non-Olympic Figures

	2008 A Samples Analyzed		2009 A Samples Analyzed		2010 A Samples Analyzed		2011 A Samples Analyzed		2012 A Samples Analyzed		A Samples Analyzed 2012 vs 2011
Olympic Sports*	202,067		187,029		180,567		167,820		184,955		10.2%
Non-Olympic Sports**	72,548		90,899		77,700		75,373		82,690		9.7%
<b>TOTAL</b>	<b>274,615</b>		<b>277,928</b>		<b>258,267</b>		<b>243,193</b>		<b>267,645</b>		<b>10.1%</b>

	2008 AAFs <sup>1</sup>		2009 AAFs <sup>2</sup>		2010 AAFs <sup>2</sup>		2011 AAFs <sup>2</sup>		2012 AAFs <sup>2</sup>		% Total Findings <sup>3</sup> 2012 vs 2011
Olympic Sports*	1,974	3,715	1,674		1,617		1,762		1,831		3.9%
Non-Olympic Sports**	982		1,417		1,173		1,123		1,359		21.0%
<b>TOTAL</b>	<b>2,956</b>		<b>3,091</b>		<b>2,790</b>		<b>2,885</b>		<b>3,190</b>		<b>10.6%</b>

	2008 % AAFs <sup>1</sup> % Total Findings <sup>3</sup>		2009 % AAFs <sup>1</sup> % Total Findings <sup>3</sup>		2010 % AAFs <sup>1</sup> % Total Findings <sup>3</sup>		2011 % AAFs <sup>1</sup> % Total Findings <sup>3</sup>		2012 % AAFs <sup>1</sup> % Total Findings <sup>3</sup>		% Total Findings <sup>3</sup> 2012 vs 2011
Olympic Sports*	0.98	1.84	0.90	1.98	0.90	1.78	1.05	1.91	0.99	1.56	-0.35
Non-Olympic Sports**	1.35	1.86	1.56	2.10	1.51	2.07	1.49	2.19	1.64	2.21	0.02
<b>Overall</b>	<b>1.08</b>	<b>1.84</b>	<b>1.11</b>	<b>2.02</b>	<b>1.08</b>	<b>1.87</b>	<b>1.19</b>	<b>2.00</b>	<b>1.19</b>	<b>1.76</b>	<b>-0.24</b>

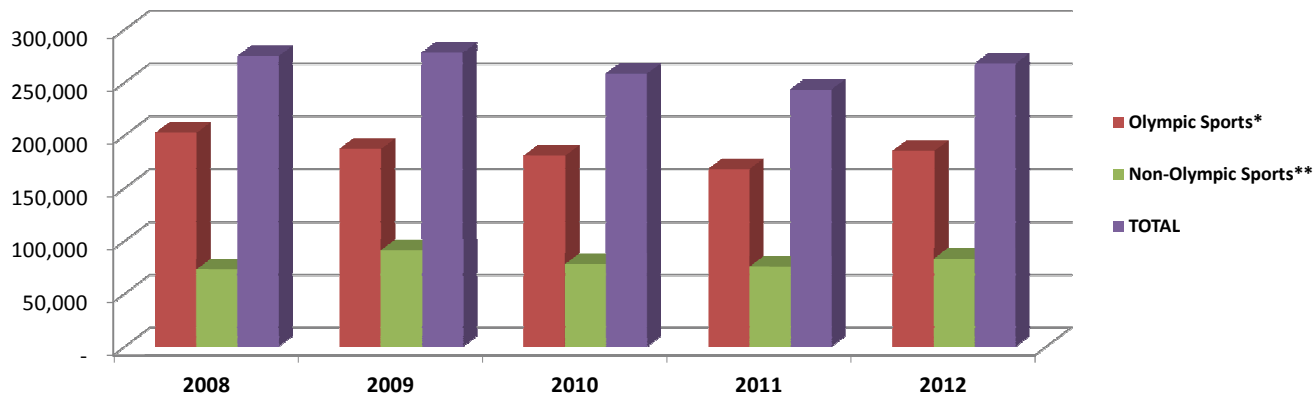
\* Olympic Sport data may include tests conducted in non-Olympic disciplines of the sport  
\*\* includes non-Olympic sports data and non-ADAMS data (Table A)

<sup>1</sup> The Adverse Analytical Findings (AAFs) in this report are not to be confused with adjudicated or sanctioned Anti-Doping Rule Violations (ADRVs). These figures may not be identical to sanctioned cases, as the figures given in this report may contain findings that underwent the Therapeutic Use Exemption (TUE) approval process.

<sup>2</sup> The Adverse Analytical Findings (AAF) in years 2003 to 2007 included findings that are defined in 2008 to 2012 as Atypical Findings.

<sup>3</sup> Includes Adverse Analytical Findings and Atypical Findings

Table A2: Comparison of Years 2008 to 2012 - Olympic and Non-Olympic Figures



# Section 1: 2012 Figures by Laboratory

2012 Urine and Blood Samples Analyzed and Reported by Accredited Laboratories in ADAMS

**Table B1: Summary - Samples Analyzed per Laboratory**

	Samples	AAFs	ATFs
Urine Total	194393	2484	1203
Blood Total	11998	2425	n/a
ABP Total	18223	n/a	n/a
non-ADAMS Urine Total	58571	641	323
non-ADAMS Blood Total	2683	-	-
	<b>285868</b>	<b>5550</b>	<b>1526</b>

**Table B2: Summary - Samples Analyzed per Laboratory (reported in ADAMS)**

Laboratory	Samples	Urine		Blood		ABP Samples	Total Samples	% AAF
		AAF	ATF	Samples	AAF			
1 Sydney, Australia	6,079	52	7	411	-	374	6,864	0.76%
2 Seibersdorf, Austria	6,852	59	45	248	-	322	7,422	0.79%
3 Ghent, Belgium	5,629	129	92	-	-	664	6,293	2.05%
4 Rio de Janeiro, Brazil**	4,969	29	4	-	-	n/a	4,969	0.58%
5 Montreal, Canada	7,224	146	8	506	-	280	8,010	1.82%
6 Beijing, China	11,358	43	10	903	-	269	12,530	0.34%
7 Bogota, Colombia**	2,901	56	-	34	-	n/a	2,935	1.91%
8 Havana, Cuba**	2,971	14	23	-	-	n/a	2,971	0.47%
10 Helsinki, Finland	3,678	18	65	125	-	246	4,049	0.44%
11 Paris, France	8,460	222	80	387	1	2,446	11,293	1.97%
12 Cologne, Germany	16,893	211	50	1,064	-	2,253	20,210	1.04%
13 Dresden, Germany	9,023	54	7	190	-	1,884	11,097	0.49%
14 London, UK	3,784	32	2	375	-	137	4,296	0.74%
Harlow, UK***	8,140	48	4	1,194	4	432	9,766	0.53%
15 Athens, Greece**	4,014	75	37	26	-	n/a	4,040	1.86%
16 Rome, Italy	8,828	111	94	721	-	107	9,656	1.15%
17 Tokyo, Japan	6,131	10	3	29	-	30	6,190	0.16%
18 Seoul, Korea	4,636	23	-	70	-	119	4,825	0.48%
19 Oslo, Norway	3,751	32	69	54	4	505	4,310	0.84%
20 Warsaw, Poland	3,494	72	15	425	-	235	4,154	1.73%
21 Lisbon, Portugal	3,287	64	73	328	1	387	4,002	1.62%
22 Bloemfontein, South Africa	4,082	101	16	97	-	66	4,245	2.38%
23 Moscow, Russia	17,147	173	227	778	-	3,286	21,211	0.82%
24 Barcelona, Spain	3,609	62	10	100	-	365	4,074	1.52%
25 Madrid, Spain	6,456	115	23	195	-	445	7,096	1.62%
26 Stockholm, Sweden**	3,995	86	61	15	-	n/a	4,010	2.14%
27 Lausanne, Switzerland	3,747	53	42	2,744	1	2,504	8,995	0.60%
28 Bangkok, Thailand**	4,356	99	2	-	-	n/a	4,356	2.27%
29 Tunis, Tunisia*	-	-	-	-	-	-	-	-
30 Los Angeles, USA**	4,512	57	23	2	-	n/a	4,514	1.26%
31 Salt Lake City, USA	2,038	37	91	316	2	763	3,117	1.25%
32 New Delhi, India	6,164	221	17	355	-	89	6,608	3.34%
33 Bucharest, Romania**	3,215	28	6	306	-	n/a	3,521	0.80%
34 Almaty, Kazakhstan	2,970	4	4	-	-	15	2,985	0.13%

\* Laboratory accreditation suspended in 2012

\*\* Not accredited in 2012 to perform blood analyses in support of the Athlete Biological Passport

\*\*\* London Summer Olympic Games

**Table B3: Summary - Samples Analyzed per Laboratory (not reported in ADAMS)**

Laboratory	Samples	Urine		Blood		Total Samples	% AAF
		AAF	ATF	Samples	AAF		
Montreal, Canada	8,740	164	2	1,748	0	10,488	1.56%
Los Angeles, USA	36,505	423	146	221	0	36,726	1.15%
Salt Lake City, USA	13,326	54	175	714	0	14,040	0.38%
<b>Totals</b>	<b>58,571</b>	<b>641</b>	<b>323</b>	<b>2,683</b>	<b>0</b>	<b>61,254</b>	

2012 Urine and Blood Samples Analyzed and Reported by Accredited Laboratories in ADAMS

**Table B4: Total Samples Analyzed per Laboratory IC and OOC (reported in ADAMS)**

Laboratory	Urine						Blood**				Total
	Samples	IC		OOO			IC		OOO		
		AAF	ATF	Samples	AAF	ATF	Samples	AAF	Samples	AAF	
1 Sydney, Australia	2,798	49	4	3,281	3	3	83	-	328	-	6,490
2 Seibersdorf, Austria	4,102	53	27	2,750	6	18	19	-	229	-	7,100
3 Ghent, Belgium	4,152	98	67	1,477	31	25	-	-	-	-	5,629
4 Rio de Janeiro, Brazil	4,741	23	4	228	6	-	-	-	-	-	4,969
5 Montreal, Canada	4,323	115	7	2,901	31	1	132	-	374	-	7,730
6 Beijing, China	4,102	30	5	7,256	13	5	28	-	875	-	12,261
7 Bogota, Colombia	2,639	55	-	262	1	-	34	-	-	-	2,935
8 Havana, Cuba	1,598	12	7	1,373	2	16	-	-	-	-	2,971
10 Helsinki, Finland	2,071	13	27	1,607	5	38	-	-	125	-	3,803
11 Paris, France	6,636	211	70	1,824	11	10	222	1	165	-	8,847
12 Cologne, Germany	8,726	151	13	8,167	60	37	105	-	959	-	17,957
13 Dresden, Germany	4,222	48	5	4,801	6	2	-	-	190	-	9,213
14 London, UK	2,673	30	2	1,111	2	-	280	-	95	-	4,159
Harlow, UK	6,129	38	3	2,011	10	1	924	-	270	4	9,334
15 Athens, Greece	3,177	61	33	837	14	4	-	-	26	-	4,040
16 Rome, Italy	7,591	107	64	1,237	4	30	386	-	335	-	9,549
17 Tokyo, Japan	4,037	8	3	2,094	2	-	10	-	19	-	6,160
18 Seoul, Korea	2,148	13	-	2,488	10	-	45	-	25	-	4,706
19 Oslo, Norway	2,080	29	33	1,671	3	36	10	4	44	-	3,805
20 Warsaw, Poland	1,979	67	9	1,515	5	6	155	-	270	-	3,919
21 Lisbon, Portugal	2,371	59	41	916	5	32	-	-	328	1	3,615
22 Bloemfontein, South Africa	3,225	91	11	857	10	5	-	-	97	-	4,179
23 Moscow, Russia	7,414	150	71	9,733	23	156	341	-	437	-	17,925
24 Barcelona, Spain	1,277	46	3	2,332	16	7	40	-	60	-	3,709
25 Madrid, Spain	4,415	109	18	2,041	6	5	9	-	186	-	6,651
26 Stockholm, Sweden	1,769	65	23	2,226	21	38	-	-	15	-	4,010
27 Lausanne, Switzerland	1,716	43	15	2,031	10	27	203	-	2,541	1	6,491
28 Bangkok, Thailand	3,143	63	2	1,213	36	-	-	-	-	-	4,356
29 Tunis, Tunisia*	-	-	-	-	-	-	-	-	-	-	0
30 Los Angeles, USA	2,108	52	11	2,404	5	12	-	-	2	-	4,514
31 Salt Lake City, USA	981	29	47	1,057	8	44	19	-	297	2	2,354
32 New Delhi, India	4,408	208	13	1,756	13	4	130	-	225	-	6,519
33 Bucharest, Romania	1,969	26	4	1,246	2	2	26	-	280	-	3,521
34 Almaty, Kazakhstan	471	3	3	2,499	1	1	-	-	-	-	2,970
<b>Totals</b>	<b>115,191</b>	<b>2,155</b>	<b>645</b>	<b>79,202</b>	<b>381</b>	<b>565</b>	<b>3,201</b>	<b>5</b>	<b>8,797</b>	<b>8</b>	<b>206,391</b>

\* Laboratory accreditation suspended in 2012

\*\* These figures do not include blood samples taken for the ABP

**Table B5: Total Samples Analyzed per Laboratory IC and OOC (not reported in ADAMS)**

Laboratory	Urine						Blood				
	Samples	IC		OOO			IC		OOO		
		AAF	ATF	Samples	AAF	ATF	Samples	AAF	Samples	AAF	
Montreal, Canada	4,080	135	1	4,660	29	1	147	-	1,601	-	10,488
Los Angeles, USA	2,694	93	2	33,811	330	144	-	-	221	-	36,726
Salt Lake City, USA	1,223	11	4	12,103	43	171	7	-	707	-	14,040
<b>Totals</b>		<b>239</b>	<b>7</b>		<b>402</b>	<b>316</b>					<b>61,254</b>

2012 Urine and Blood Samples Analyzed and Reported by Accredited Laboratories in ADAMS

**Table B6: Total Samples Analyzed per Laboratory in Olympic Sports\***

Laboratory	Urine						Blood***				Total
	IC			OOC			IC		OOC		
	Samples	AAF	ATF	Samples	AAF	ATF	Samples	AAF	Samples	AAF	
Sydney, Australia	2,078	31	4	2,589	3	2	80	-	244	-	4,991
Seibersdorf, Austria	3,824	39	25	2,552	4	18	19	-	229	-	6,624
Ghent, Belgium	3,438	54	58	1,253	-	21	-	-	-	-	4,691
Rio de Janeiro, Brazil	4,702	20	4	226	6	-	-	-	-	-	4,928
Montreal, Canada	3,941	67	6	2,545	23	1	132	-	352	-	6,970
Beijing, China	3,650	15	3	6,978	6	5	28	-	875	-	11,531
Bogota, Colombia	2,309	28	-	209	-	-	28	-	-	-	2,546
Havana, Cuba	1,362	6	4	1,265	1	13	-	-	-	-	2,627
Helsinki, Finland	1,523	9	16	1,174	1	27	-	-	78	-	2,775
Paris, France	5,865	155	63	1,758	8	9	222	1	165	-	8,010
Cologne, Germany	7,914	116	11	7,759	57	37	105	-	935	-	16,713
Dresden, Germany	3,764	34	4	4,596	4	2	-	-	186	-	8,546
London, UK	2,528	28	2	1,056	2	-	280	-	85	-	3,949
Harlow, UK	5,800	36	3	1,633	7	-	915	-	169	-	8,517
Athens, Greece	3,020	49	32	812	14	4	-	-	26	-	3,858
Rome, Italy	7,079	90	60	1,196	4	26	383	-	300	-	8,958
Tokyo, Japan	3,453	6	2	1,944	2	-	10	-	18	-	5,425
Seoul, Korea	1,526	9	-	1,457	1	-	30	-	15	-	3,028
Oslo, Norway	1,721	13	29	1,403	2	32	6	-	44	-	3,174
Warsaw, Poland	1,829	52	9	1,474	4	6	155	-	269	-	3,727
Lisbon, Portugal	2,047	44	36	863	5	27	-	-	328	1	3,238
Bloemfontein, South Africa	2,976	80	11	802	9	5	-	-	97	-	3,875
Moscow, Russia	6,733	80	63	9,060	21	143	340	-	436	-	16,569
Barcelona, Spain	1,144	39	3	2,164	14	7	40	-	60	-	3,408
Madrid, Spain	3,751	76	18	1,833	6	4	9	-	182	-	5,775
Stockholm, Sweden	1,312	50	18	1,571	12	27	-	-	7	-	2,890
Lausanne, Switzerland	1,409	40	13	1,889	9	26	187	-	2,518	1	6,003
Bangkok, Thailand	2,373	39	1	1,012	34	-	-	-	-	-	3,385
Tunis, Tunisia*	-	-	-	-	-	-	-	-	-	-	-
Los Angeles, USA	2,026	50	11	2,351	5	10	-	-	2	-	4,379
Salt Lake City, USA	879	21	36	967	8	40	19	-	295	2	2,160
New Delhi, India	3,896	153	12	1,515	6	4	111	-	196	-	5,718
Bucharest, Romania	1,802	16	4	1,090	1	2	21	-	273	-	3,186
Almaty, Kazakhstan	428	1	3	2,353	1	1	-	-	-	-	2,781
<b>Totals</b>	<b>102,102</b>	<b>1,546</b>	<b>564</b>	<b>71,349</b>	<b>280</b>	<b>499</b>	<b>3,120</b>	<b>1</b>	<b>8,384</b>	<b>4</b>	<b>184,955</b>

\* Olympic Sport data may include tests conducted in non-Olympic disciplines of the sport

\*\* Laboratory accreditation suspended in 2012

\*\*\* These figures do not include blood samples taken for the ABP

2012 Urine and Blood Samples Analyzed and Reported by Accredited Laboratories in ADAMS

**Table B7: Total Samples Analyzed per Laboratory in non-Olympic Sports**

Laboratory	Urine						Blood**				Total	
	Samples	IC			OOC			Samples	IC			
		AAF	ATF	ATF	Samples	AAF	ATF		AAF	Samples		AAF
Sydney, Australia	720	18	-	692	-	1	3	-	84	-	1,499	
Seibersdorf, Austria	278	14	2	198	2	-	-	-	-	-	476	
Ghent, Belgium	714	44	9	224	31	4	-	-	-	-	938	
Rio de Janeiro, Brazil	39	3	-	2	-	-	-	-	-	-	41	
Montreal, Canada	382	48	1	356	8	-	-	-	22	-	760	
Beijing, China	452	15	2	278	7	-	-	-	-	-	730	
Bogota, Colombia	330	27	-	53	1	-	6	-	-	-	389	
Havana, Cuba	236	6	3	108	1	3	-	-	-	-	344	
Helsinki, Finland	548	4	11	433	4	11	-	-	47	-	1,028	
Paris, France	771	56	7	66	3	1	-	-	-	-	837	
Cologne, Germany	812	35	2	408	3	-	-	-	24	-	1,244	
Dresden, Germany	458	14	1	205	2	-	-	-	4	-	667	
London, UK	145	2	-	55	-	-	-	-	10	-	210	
Harlow, UK	329	2	-	378	3	1	9	-	101	4	817	
Athens, Greece	157	12	1	25	-	-	-	-	-	-	182	
Rome, Italy	512	17	4	41	-	4	3	-	35	-	591	
Tokyo, Japan	584	2	1	150	-	-	-	-	1	-	735	
Seoul, Korea	622	4	-	1031	9	-	15	-	10	-	1,678	
Oslo, Norway	359	16	4	268	1	4	4	4	-	-	631	
Warsaw, Poland	150	15	-	41	1	-	-	-	1	-	192	
Lisbon, Portugal	324	15	5	53	-	5	-	-	-	-	377	
Bloemfontein, South Africa	249	11	-	55	1	-	-	-	-	-	304	
Moscow, Russia	681	70	8	673	2	13	1	-	1	-	1,356	
Barcelona, Spain	133	7	-	168	2	-	-	-	-	-	301	
Madrid, Spain	664	33	-	208	-	1	-	-	4	-	876	
Stockholm, Sweden	457	15	5	655	9	11	-	-	8	-	1,120	
Lausanne, Switzerland	307	3	2	142	1	1	16	-	23	-	488	
Bangkok, Thailand	770	24	1	201	2	-	-	-	-	-	971	
Tunis, Tunisia*	-	-	-	-	-	-	-	-	-	-	-	
Los Angeles, USA	82	2	-	53	-	2	-	-	-	-	135	
Salt Lake City, USA	102	8	11	90	-	4	-	-	2	-	194	
New Delhi, India	512	55	1	241	7	-	19	-	29	-	801	
Bucharest, Romania	167	10	-	156	1	-	5	-	7	-	335	
Almaty, Kazakhstan	43	2	-	146	-	-	-	-	-	-	189	
<b>Totals</b>	<b>13,089</b>	<b>609</b>	<b>81</b>	<b>7,853</b>	<b>101</b>	<b>66</b>	<b>81</b>	<b>4</b>	<b>413</b>	<b>4</b>	<b>21,436</b>	

\* Laboratory accreditation suspended in 2012

\*\* These figures do not include blood samples taken for the ABP

## 2012 Urine and Blood Samples Analyzed and Reported by Accredited Laboratories in ADAMS

**Table C1: GC/C/IRMS and EPO Tests Conducted per Laboratory**

Laboratory	GC/C/IRMS					Urine						
	IC		OOC		Total	Adverse	EPO		Total	Adverse		
	Samples	AAF	Samples	AAF			Samples	AAF			Samples	AAF
Sydney, Australia	31	1	64	1	95	2.11%	165	-	297	-	462	-
Seibersdorf, Austria	49	1	118	-	167	0.60%	482	1	631	-	1114	0.09%
Ghent, Belgium	96	1	36	1	132	1.52%	957	2	406	-	1365	0.15%
Rio de Janeiro, Brazil	2	-	-	-	2	-	33	-	7	-	40	-
Montreal, Canada	283	11	183	3	466	3.00%	500	1	292	1	794	0.25%
Beijing, China	165	1	466	1	631	0.32%	307	-	833	2	1142	0.18%
Bogota, Colombia	33	2	12	-	45	4.44%	61	-	-	-	61	-
Havana, Cuba	-	-	-	-	-	-	-	-	2	-	2	-
Helsinki, Finland	33	1	49	2	82	3.66%	50	-	116	-	166	-
Paris, France	324	13	85	1	409	3.42%	704	3	132	1	840	0.48%
Cologne, Germany	136	9	318	6	454	3.30%	792	2	3668	3	4465	0.11%
Dresden, Germany	114	3	94	1	208	1.92%	412	-	2226	1	2639	0.04%
London, UK	9	1	5	-	14	7.14%	119	1	61	-	181	0.55%
Harlow, UK	48	3	4	2	52	9.62%	906	-	159	-	1065	-
Athens, Greece	25	1	16	1	41	4.88%	650	1	191	-	842	0.12%
Rome, Italy	86	2	36	1	122	2.46%	1006	10	348	1	1365	0.81%
Tokyo, Japan	523	-	59	-	582	-	147	-	50	-	197	-
Seoul, Korea	1	1	10	-	11	9.09%	47	-	14	-	61	-
Oslo, Norway	38	2	70	2	108	3.70%	84	-	189	-	273	-
Warsaw, Poland	47	2	77	-	124	1.61%	115	-	188	-	303	-
Lisbon, Portugal	28	3	5	-	33	9.09%	58	-	269	1	328	0.30%
Bloemfontein, South Africa	11	7	1	1	12	66.67%	160	-	57	1	218	0.46%
Moscow, Russia	185	6	256	5	441	2.49%	1463	-	1927	-	3390	-
Barcelona, Spain	14	-	114	1	128	0.78%	187	1	981	1	1170	0.17%
Madrid, Spain	128	4	48	-	176	2.27%	194	5	222	-	421	1.19%
Stockholm, Sweden	14	-	25	1	39	2.56%	11	-	24	-	35	-
Lausanne, Switzerland	185	10	450	1	635	1.73%	285	-	966	1	1252	0.08%
Bangkok, Thailand	46	-	34	25	80	31.25%	-	-	-	-	-	-
Tunis, Tunisia*	-	-	-	-	-	-	-	-	-	-	-	-
Los Angeles, USA	28	2	243	1	271	1.11%	148	3	361	-	512	0.59%
Salt Lake City, USA	60	3	57	3	117	5.13%	212	2	275	-	489	0.41%
New Delhi, India	35	18	5	1	40	47.50%	99	-	-	-	99	-
Bucharest, Romania	3	1	4	-	7	14.29%	30	-	129	-	159	-
Almaty, Kazakhstan	-	-	-	-	-	-	-	-	-	-	-	-
<b>Totals</b>	<b>2,780</b>	<b>109</b>	<b>2,944</b>	<b>61</b>	<b>5,724</b>		<b>10,384</b>	<b>32</b>	<b>15,021</b>	<b>13</b>	<b>25,450</b>	

\* Laboratory accreditation suspended in 2012

## 2012 Urine and Blood Samples Analyzed and Reported by Accredited Laboratories in ADAMS

**Table C2: hGH, Transfusion and HBOCs Tests Conducted per Laboratory**

Laboratory	hGH						Blood HBT (Transfusion)						HBOCs					
	IC		OOC		Total	%	IC		OOC		Total	%	IC		OOC		Total	%
	Samples	AAF	Samples	AAF			Samples	AAF	Samples	AAF			Samples	AAF	Samples	AAF		
Sydney, Australia	62	-	279	-	341	-	-	-	-	-	-	-	83	-	317	-	400	-
Seibersdorf, Austria	18	-	229	-	247	-	-	-	-	-	-	-	-	-	23	-	23	-
Ghent, Belgium	-	-	-	-	-	-	-	-	-	-	-	-	-	-	-	-	-	-
Rio de Janeiro, Brazil	-	-	-	-	-	-	-	-	-	-	-	-	-	-	-	-	-	-
Montreal, Canada	79	-	182	-	261	-	9	-	60	-	69	-	-	-	18	-	18	-
Beijing, China	23	-	608	-	631	-	-	-	1	-	1	-	-	-	17	-	17	-
Bogota, Colombia	34	-	-	-	34	-	-	-	-	-	-	-	-	-	-	-	-	-
Havana, Cuba	-	-	-	-	-	-	-	-	-	-	-	-	-	-	-	-	-	-
Helsinki, Finland	-	-	123	-	123	-	-	-	-	-	-	-	-	-	-	-	-	-
Paris, France	122	-	66	-	188	-	-	-	-	-	-	-	24	-	5	-	29	-
Cologne, Germany	86	-	735	-	821	-	6	-	220	-	226	-	5	-	147	-	152	-
Dresden, Germany	-	-	185	-	185	-	-	-	-	-	-	-	-	-	-	-	-	-
London, UK	1	-	10	-	11	-	-	-	-	-	-	-	-	-	-	-	-	-
Harlow, UK	284	-	247	4	531	0.75%	330	-	1	-	331	-	188	-	-	-	188	-
Athens, Greece	-	-	22	-	22	-	-	-	-	-	-	-	-	-	-	-	-	-
Rome, Italy	32	-	263	-	295	-	225	-	8	-	233	-	35	-	11	-	46	-
Tokyo, Japan	4	-	18	-	22	-	-	-	-	-	-	-	6	-	-	-	6	-
Seoul, Korea	45	-	25	-	70	-	-	-	-	-	-	-	-	-	-	-	-	-
Oslo, Norway	-	-	39	-	39	-	6	-	-	-	6	-	6	-	5	-	11	-
Warsaw, Poland	133	-	236	-	369	-	22	-	34	-	56	-	-	-	161	-	161	-
Lisbon, Portugal	-	-	174	1	174	0.57%	-	-	-	-	-	-	-	-	-	-	-	-
Bloemfontein, South Africa	-	-	97	-	97	-	-	-	-	-	-	-	-	-	-	-	-	-
Moscow, Russia	1	-	99	-	100	-	340	-	338	-	678	-	-	-	3	-	3	-
Barcelona, Spain	10	-	32	-	42	-	-	-	7	-	7	-	20	-	-	-	20	-
Madrid, Spain	6	-	177	-	183	-	-	-	-	-	-	-	-	-	-	-	-	-
Stockholm, Sweden	-	-	14	-	14	-	-	-	-	-	-	-	-	-	-	-	-	-
Lausanne, Switzerland	187	-	2375	1	2562	0.04%	5	-	7	-	12	-	8	-	56	-	64	-
Bangkok, Thailand	-	-	-	-	-	-	-	-	-	-	-	-	-	-	-	-	-	-
Tunis, Tunisia*	-	-	-	-	-	-	-	-	-	-	-	-	-	-	-	-	-	-
Los Angeles, USA	-	-	2	-	2	-	-	-	-	-	-	-	-	-	-	-	-	-
Salt Lake City, USA	19	-	297	2	316	0.63%	-	-	-	-	-	-	-	-	-	-	-	-
New Delhi, India	82	-	163	-	245	-	48	-	49	-	97	-	130	-	211	-	341	-
Bucharest, Romania	26	-	280	-	306	-	-	-	-	-	-	-	-	-	-	-	-	-
Almaty, Kazakhstan	-	-	-	-	-	-	-	-	-	-	-	-	-	-	-	-	-	-
<b>Totals</b>	<b>1,254</b>	<b>0</b>	<b>6,977</b>	<b>8</b>	<b>8,231</b>		<b>991</b>	<b>0</b>	<b>725</b>	<b>0</b>	<b>1,716</b>		<b>505</b>	<b>0</b>	<b>974</b>	<b>0</b>	<b>1,479</b>	

\* Laboratory accreditation suspended in 2012



# Section 2: 2012 Figures by Substance

including urine and (non-ABP) blood samples

2012 *Adverse Analytical Findings* and *Atypical Findings* Reported by Accredited Laboratories in ADAMS

Table D1: Summary - Substances Identified in Each Drug Class in ADAMS (All Sports)

Substance Group	Occurrences	% of all ADAMS reported findings
S1. Anabolic Agents	2279	50.6%
S.6 Stimulants	697	15.5%
S.8 Cannabinoids	406	9.0%
S.9 Glucocorticosteroids	365	8.1%
S.5 Diuretics and Other Masking Agents	322	7.2%
S.2 Peptide Hormones, Growth Factors and Related Substances	181	4.0%
S.3 Beta-2 Agonists	131	2.9%
S.4 Hormone and Metabolic Modulators	74	1.6%
S.7 Narcotics	26	0.6%
P2. Beta-Blockers	13	0.3%
P1. Alcohol	5	0.1%
M1. Enhancement of Oxygen Transfer	0	0.0%
M2. Chemical and Physical Manipulation	1	0.02%
<b>TOTAL*</b>	<b>4500</b>	

\* The *Adverse Analytical Findings* (AAFs) and *Atypical Findings* (ATFs) in this report are not to be confused with adjudicated or sanctioned Anti-Doping Rule Violations (ADRVs), as the figures given in this report may contain findings that underwent the Therapeutic Use Exemption (TUE) approval process or multiple findings on the same Athlete. In addition, *Atypical Findings* may correspond to multiple measurements performed on the same *Athlete*, such as in the case of longitudinal studies on testosterone.

2012 Adverse Analytical Findings and Atypical Findings Reported by Accredited Laboratories in ADAMS

**Table D2: Substances Identified in Each Drug Class in ADAMS (All Sports)**

<b>P1. Alcohol</b>	<b>Occurrences</b>	<b>% within drug class</b>
alcohol	5	100%
<b>TOTAL*</b>	<b>5</b>	

<b>P2. Beta-Blockers</b>	<b>Occurrences</b>	<b>% within drug class</b>
metoprolol	5	38.5%
atenolol	2	15.4%
labetalol	2	15.4%
acebutolol	1	7.7%
bisoprolol	1	7.7%
propranolol	1	7.7%
sotalol	1	7.7%
<b>TOTAL*</b>	<b>13</b>	

<b>S1. 1 Anabolic Agents</b>	<b>Occurrences</b>	<b>% within drug class</b>
T/E ratio > 4	1202	55.5%
stanozolol	240	11.1%
nandrolone metabolite(s)	203	9.4%
methandienone	129	6.0%
boldenone	63	2.9%
dehydrochloromethyl-testosterone	49	2.3%
drostanolone	44	2.0%
trenbolone	43	2.0%
metenolone	38	1.8%
oxandrolone	27	1.2%
exogenous by IRMS	23	1.06%
testosterone	19	0.9%
mesterolone	18	0.8%
prasterone (dehydroepiandrosterone, DHEA)	16	0.7%
clostebol	9	0.4%
methasterone	8	0.4%
3a-hydroxy-5a-androstan-17-one	7	0.3%
oxymetholone	7	0.3%
methyltestosterone	6	0.3%
boldione	5	0.2%
5a-androstane-3a,17b-diol	3	0.1%
19-norandrostenedione	2	0.1%
fluoxymesterone	2	0.1%
1-androstendione	1	0.05%
mestanolone	1	0.05%
methandriol	1	0.05%
<b>TOTAL*</b>	<b>2166</b>	

<b>S1. 2 Other Anabolic Agents</b>	<b>Occurrences</b>	<b>% within drug class</b>
clenbuterol	98	86.7%
tibolone	10	8.8%
selective androgen receptor modulators (SARMs)	5	4.4%
<b>TOTAL*</b>	<b>113</b>	

\* The Adverse Analytical Findings (AAF) and Atypical Findings (ATF) in this report are not to be confused with adjudicated or sanctioned Anti-Doping Rule Violations (ADRV), as the figures given in this report may contain findings that underwent the Therapeutic Use Exemption (TUE) approval process or multiple findings on the same Athlete. In addition, Atypical Findings may correspond to multiple measurements performed on the same Athlete, such as in the case of longitudinal studies on testosterone.

2012 Adverse Analytical Findings and Atypical Findings Reported by Accredited Laboratories in ADAMS

**Table D2: Substances Identified in Each Drug Class in ADAMS (All Sports)**

<b>S.2 Peptide Hormones, Growth Factors and Related Substances</b>	<b>Occurrences</b>	<b>% within drug class</b>
chorionic gonadotrophin (CG)	93	51.4%
erythropoietin (EPO)	45	24.9%
luteinizing hormone (LH)	29	16.0%
growth Hormone (GH)	8	4.4%
darbepoetin (dEPO)	4	2.2%
insulins (aspart)	1	0.6%
insulins (glargine)	1	0.6%
<b>TOTAL*</b>	<b>181</b>	

<b>S.3 Beta-2 Agonists</b>	<b>Occurrences</b>	<b>% within drug class</b>
terbutaline	117	89.3%
salbutamol	6	4.6%
fenoterol	5	3.8%
salmeterol	3	2.3%
<b>TOTAL*</b>	<b>131</b>	

<b>S.4 Hormone and Metabolic Modulators</b>	<b>Occurrences</b>	<b>% within drug class</b>
tamoxifen	38	51.4%
clomiphene	12	16.2%
letrozole	7	9.5%
androstatrienedione	5	6.8%
anastrozole	6	8.1%
formestane	4	5.4%
peroxisome Proliferator Activated Receptor $\delta$ (PPAR $\delta$ ) agonists	1	1.4%
androstene-3,6,17 trione (6-oxo)	1	1.4%
<b>TOTAL*</b>	<b>74</b>	

<b>S.5 Diuretics and Other Masking Agents</b>	<b>Occurrences</b>	<b>% within drug class</b>
furosemide	127	39.4%
hydrochlorothiazide	101	31.4%
chlorothiazide	24	7.5%
canrenone	24	7.5%
acetazolamide	8	2.5%
indapamide	8	2.5%
torasemide	7	2.2%
triamterene	7	2.2%
amiloride	6	1.9%
probenecid	4	1.2%
bendroflumethiazide	3	0.9%
eplerenone	1	0.3%
xipamide	1	0.3%
methyclothiazide	1	0.3%
<b>TOTAL*</b>	<b>322</b>	

\* The Adverse Analytical Findings (AAF) and Atypical Findings (ATF) in this report are not to be confused with adjudicated or sanctioned Anti-Doping Rule Violations (ADRV), as the figures given in this report may contain findings that underwent the Therapeutic Use Exemption (TUE) approval process or multiple findings on the same Athlete. In addition, Atypical Findings may correspond to multiple measurements performed on the same Athlete, such as in the case of longitudinal studies on testosterone.

**2012 Adverse Analytical Findings and Atypical Findings Reported by Accredited Laboratories in ADAMS**

**Table D2: Substances Identified in Each Drug Class in ADAMS (All Sports)**

<b>S.6 Stimulants</b>	<b>Occurrences</b>	<b>% within drug class</b>
methylhexaneamine (dimethylpentylamine)	320	45.9%
cocaine	59	8.5%
amphetamine	58	8.3%
methylphenidate	47	6.7%
methamphetamine (D-)	31	4.4%
tuaminoheptane	15	2.2%
sibutramine	14	2.0%
4-phenylpiracetam (carphedon)	12	1.7%
mephentermine	12	1.7%
ephedrine	12	1.7%
pseudoephedrine	13	1.9%
isometheptene	9	1.3%
methylenedioxymethamphetamine	9	1.3%
bromantan	8	1.1%
chlortalidone	7	1.0%
nikethamide	7	1.0%
cathine	6	0.9%
d-amphetamine/dextroamphetamine	6	0.9%
N, alpha-diethyl-benzeneethanamine	6	0.9%
1-Phenylbutan-2-amine (alpha-ethylphenethylamine)	6	0.9%
heptaminol	5	0.7%
methylenedioxyamphetamine	4	0.6%
modafinil	4	0.6%
strychnine	4	0.6%
phentermine	3	0.4%
levmethamphetamine	3	0.4%
methylephedrine	3	0.4%
octopamine	3	0.4%
oxilofrine (methysynephrine)	3	0.4%
beta-methylphenylethylamine	2	0.3%
dimethylamphetamine	1	0.1%
etamivan	1	0.1%
pholedrine	1	0.1%
parahydroxyamphetamine	1	0.1%
pentazocine	1	0.1%
propylhexedrine	1	0.1%
<b>TOTAL*</b>	<b>697</b>	

\* The *Adverse Analytical Findings* (AAF) and *Atypical Findings* (ATF) in this report are not to be confused with adjudicated or sanctioned Anti-Doping Rule Violations (ADRV), as the figures given in this report may contain findings that underwent the Therapeutic Use Exemption (TUE) approval process or multiple findings on the same Athlete. In addition, *Atypical Findings* may correspond to multiple measurements performed on the same Athlete, such as in the case of longitudinal studies on testosterone.

2012 Adverse Analytical Findings and Atypical Findings Reported by Accredited Laboratories in ADAMS

**Table D2: Substances Identified in Each Drug Class in ADAMS (All Sports)**

	Occurrences	% within drug class
<b>S.7 Narcotics</b>		
morphine	14	53.8%
oxycodone	6	23.1%
fentanyl and its derivatives	5	19.2%
methadone	1	3.8%
<b>TOTAL*</b>	<b>26</b>	
<b>S.8 Cannabinoids</b>		
carboxy-THC	398	98.0%
JWH-018	6	1.5%
JWH-073	2	0.5%
<b>TOTAL*</b>	<b>406</b>	
<b>S.9 Glucocorticosteroids</b>		
budesonide	157	43.0%
prednisolone	67	18.4%
prednisone	60	16.4%
betamethasone	30	8.2%
dexamethasone	18	4.9%
triamcinolone acetonide	16	4.4%
methylprednisolone	15	4.1%
triamcinolone	1	0.3%
fluticasone propionate	1	0.3%
<b>TOTAL*</b>	<b>365</b>	
<b>M2. Chemical and Physical Manipulation</b>		
chemical and physical manipulation	1	100%
<b>TOTAL*</b>	<b>1</b>	

\* The Adverse Analytical Findings (AAFs) and Atypical Findings (ATFs) in this report are not to be confused with adjudicated or sanctioned Anti-Doping Rule Violations (ADRVs), as the figures given in this report may contain findings that underwent the Therapeutic Use Exemption (TUE) approval process or multiple findings on the same Athlete. In addition, Atypical Findings may correspond to multiple measurements performed on the same Athlete, such as in the case of longitudinal studies on testosterone.

## 2012 Adverse Analytical Findings and Atypical Findings Reported by Accredited Laboratories in ADAMS

**Table D3: Total Laboratory AAFs\* and ATFs\* per Drug Class in ADAMS (All Sports)**

Laboratory	Anabolic Agents	Peptide Hormones, Growth Factors and Related Substances	Beta-2 Agonists	Hormone and Metabolic Modulators	Diuretics and Other Masking Agents	Stimulants	Narcotics	Cannabinoids	Glucocorticosteroids	Alcohol	Beta-Blockers	Enhancement of Oxygen Transfer	Chemical and Physical Manipulation	Total Findings per Lab	% of total Findings
	S1.	S2.	S3.	S4.	S5.	S6.	S7.	S8.	S9.	P1.	P2.	M1.	M2.		
Sydney, Australia	6	6	3	1	4	40	1	6	1	-	1	-	-	69	1.5%
Seibersdorf, Austria	59	4	2	1	10	10	-	16	10	-	1	-	-	113	2.5%
Ghent, Belgium	203	4	4	12	14	31	-	27	8	-	-	-	-	303	6.7%
Rio de Janeiro, Brazil	4	3	-	-	8	16	-	1	6	-	-	-	-	38	0.8%
Montreal, Canada	89	2	9	2	29	45	3	13	8	-	-	-	-	200	4.4%
Beijing, China	32	12	1	2	9	4	-	1	10	-	-	-	-	71	1.6%
Bogota, Colombia	31	1	-	3	16	27	-	3	3	-	-	-	-	84	1.9%
Havana, Cuba	33	-	-	-	2	-	-	3	-	-	-	-	-	38	0.8%
Helsinki, Finland	73	-	4	-	3	1	-	2	2	-	1	-	-	86	1.9%
Paris, France	95	38	18	2	26	35	11	82	65	-	2	-	-	374	8.3%
Cologne, Germany	172	14	2	4	18	48	3	17	15	-	2	-	-	295	6.6%
Dresden, Germany	32	3	-	3	10	12	-	15	6	-	1	-	-	82	1.8%
London, UK	10	4	1	1	3	12	-	7	5	-	-	-	-	43	1.0%
Harlow, UK	17	8	2	-	8	15	1	8	1	-	-	-	-	60	1.3%
Athens, Greece	101	5	1	2	5	19	-	7	7	-	-	-	-	147	3.3%
Rome, Italy	91	31	4	2	17	27	-	35	22	-	1	-	-	230	5.1%
Tokyo, Japan	4	-	1	1	1	3	-	2	1	-	-	-	-	13	0.3%
Seoul, Korea	9	-	1	1	5	4	1	-	2	-	-	-	-	23	0.5%
Oslo, Norway	72	-	7	1	1	12	-	8	3	4	-	-	1	109	2.4%
Warsaw, Poland	32	3	1	7	10	32	3	13	7	-	-	-	-	105	2.3%
Lisbon, Portugal	78	7	3	-	3	12	-	36	8	-	-	-	-	147	3.3%
Bloemfontein, South Africa	48	4	-	-	5	29	-	13	28	-	1	-	-	128	2.8%
Moscow, Russia	330	-	1	3	23	59	-	11	17	-	-	-	-	444	9.9%
Barcelona, Spain	18	3	29	-	3	5	-	5	17	-	-	-	-	80	1.8%
Madrid, Spain	32	14	8	-	23	38	-	21	46	-	-	-	-	182	4.0%
Stockholm, Sweden	91	-	23	3	1	9	-	7	34	-	-	-	-	168	3.7%
Lausanne, Switzerland	71	2	5	4	2	7	-	9	5	1	-	-	-	106	2.4%
Bangkok, Thailand	56	2	-	3	25	46	-	3	13	-	1	-	-	149	3.3%
Tunis, Tunisia*	-	-	-	-	-	-	-	-	-	-	-	-	-	0	0.0%
Los Angeles, USA	40	3	-	-	15	21	6	8	3	-	1	-	-	97	2.2%
Salt Lake City, USA	104	5	1	1	3	12	-	3	3	-	1	-	-	133	3.0%
New Delhi, India	215	2	-	15	18	60	-	13	9	-	-	-	-	332	7.4%
Bucharest, Romania	23	1	-	-	2	5	-	11	-	-	-	-	-	42	0.9%
Almaty, Kazakhstan	8	-	-	-	-	1	-	-	-	-	-	-	-	9	0.2%
<b>TOTAL PER DRUG CLASS</b>	<b>2279</b>	<b>181</b>	<b>131</b>	<b>74</b>	<b>322</b>	<b>697</b>	<b>26</b>	<b>406</b>	<b>365</b>	<b>5</b>	<b>13</b>	<b>0</b>	<b>1</b>	<b>4500</b>	
<b>% of Drug Class</b>	<b>50.6%</b>	<b>4.0%</b>	<b>2.9%</b>	<b>1.6%</b>	<b>7.2%</b>	<b>15.5%</b>	<b>0.6%</b>	<b>9.0%</b>	<b>8.1%</b>	<b>0.1%</b>	<b>0.3%</b>	<b>0.00%</b>	<b>0.02%</b>		

\* The Adverse Analytical Findings (AAFs) and Atypical Findings (ATFs) in this report are not to be confused with adjudicated or sanctioned Anti-Doping Rule Violations (ADRVs), as the figures given in this report may contain findings that underwent the Therapeutic Use Exemption (TUE) approval process or multiple findings on the same Athlete. In addition, Atypical Findings may correspond to multiple measurements performed on the same Athlete, such as in the case of longitudinal studies on testosterone.

# Section 3: 2012 Figures by Sport

including urine and (non-ABP) blood samples



2012 Urine and Blood Anti-Doping Samples Analyzed and Reported by Accredited Laboratories in ADAMS

**Table E1: Total Samples Analyzed in Olympic Sports\* <sup>1</sup>**

Sport	Urine						Blood				Total
	IC			OOC			IC		OOC		
	Samples	AAF	ATF	Samples	AAF	ATF	Samples	AAF	Samples	AAF	
Aquatics	5943	63	17	6444	11	26	204	-	478	-	13,069
Archery	770	7	1	345	2	-	-	-	-	-	1,115
Athletics	12937	271	74	10952	38	67	535	-	3412	1	27,836
Badminton	829	2	3	607	-	6	-	-	-	-	1,436
Basketball	3846	56	11	1906	9	8	9	-	65	-	5,826
Biathlon	1325	4	8	861	1	11	52	-	271	-	2,509
Bobsleigh	157	5	3	628	3	14	-	-	75	-	860
Boxing	2310	86	13	1695	13	7	118	-	144	-	4,267
Canoe / Kayak	1701	11	8	2172	9	9	108	-	229	-	4,210
Curling	139	1	1	191	4	-	-	-	-	-	330
Cycling	12521	244	152	6797	24	80	643	1	663	1	20,624
Equestrian	625	16	1	267	2	-	-	-	-	-	892
Fencing	1110	5	4	853	2	3	-	-	2	-	1,965
Football	22136	150	100	5041	9	56	485	-	346	-	28,008
Gymnastics	1089	8	5	1294	-	7	4	-	32	-	2,419
Golf	460	6	1	85	-	1	-	-	-	-	545
Handball	2194	32	4	1720	7	12	-	-	50	-	3,964
Field Hockey	1014	16	5	1092	-	-	16	-	43	-	2,165
Ice Hockey	1713	32	27	1435	2	23	-	-	136	-	3,284
Judo	2157	27	10	2010	7	7	24	-	60	-	4,251
Luge	97	-	-	233	-	-	-	-	-	-	330
Modern Pentathlon	233	4	-	317	-	-	30	-	10	-	590
Rowing	1444	16	7	2897	8	13	219	-	303	-	4,863
Rugby	3497	120	20	3728	15	31	207	-	498	-	7,930
Sailing	475	8	1	550	4	2	-	-	7	-	1,032
Shooting	1972	17	4	641	1	3	-	-	-	-	2,613
Skating	1990	13	7	1696	2	16	31	-	165	-	3,882
Skiing	2082	23	18	2530	1	35	43	-	459	-	5,114
Table Tennis	723	6	1	686	-	1	-	-	-	-	1,409
Taekwondo	949	17	-	841	5	3	7	-	15	-	1,812
Tennis	2600	18	6	717	1	7	116	-	50	-	3,483
Triathlon	2054	20	19	1541	2	14	101	-	344	-	4,040
Volleyball	3105	33	15	2017	2	9	1	-	49	-	5,172
Weightlifting	3893	159	11	4299	91	10	125	-	342	2	8,659
Wrestling	2012	50	7	2261	5	18	42	-	136	-	4,451
<b>Totals</b>	<b>102,102</b>	<b>1,546</b>	<b>564</b>	<b>71,349</b>	<b>280</b>	<b>499</b>	<b>3,120</b>	<b>1</b>	<b>8,384</b>	<b>4</b>	<b>184,955</b>

\* Olympic Sport data may include tests conducted in non-Olympic disciplines of the sport

<sup>1</sup> includes the further analysis (in 2012) of samples collected from Events held in previous years.

2012 Urine and Blood Anti-Doping Samples Analyzed and Reported by Accredited Laboratories in ADAMS

**Table E2: Total Samples Analyzed in IOC Recognized Sports**

Sport	Urine						Blood				Total
	IC			OOC			IC		OOC		
	Samples	AAF	ATF	Samples	AAF	ATF	Samples	AAF	Samples	AAF	
Air Sports	89	-	-	35	-	-	-	-	-	-	124
Automobile Sports	323	22	-	11	-	-	-	-	-	-	334
Bandy	97	-	1	123	-	-	-	-	-	-	220
Baseball	812	15	7	317	-	2	-	-	19	-	1,148
Billiard Sports	248	11	-	16	-	-	-	-	-	-	264
Boules Sports	148	7	-	10	-	-	-	-	-	-	158
Bowling	106	1	-	74	-	-	-	-	-	-	180
Bridge	36	-	-	6	-	-	-	-	-	-	42
Chess	92	4	-	11	-	-	-	-	-	-	103
Cricket	538	4	4	387	-	3	-	-	-	-	925
Dance Sport	212	3	2	51	-	2	-	-	-	-	263
Floorball	290	5	5	230	-	2	-	-	-	-	520
Karate	564	12	3	380	1	2	-	-	-	-	944
Korfball	53	-	-	12	-	1	-	-	-	-	65
Life Saving	155	2	-	68	-	-	-	-	6	-	229
Motorcycle Racing	359	11	2	41	-	2	-	-	-	-	400
Mountaineering and Climbing	295	7	4	94	-	1	-	-	14	-	403
Netball	125	-	-	58	-	-	-	-	-	-	183
Orienteering	252	3	-	156	2	1	-	-	7	-	415
Pelote Basque	55	-	-	57	-	1	-	-	-	-	112
Polo	9	1	-	-	-	-	-	-	-	-	9
Powerboating	195	4	-	7	-	-	-	-	-	-	202
Racquetball	28	-	-	14	-	-	-	-	-	-	42
Roller Sports	452	18	3	225	1	3	3	-	18	-	698
Softball	217	8	1	50	-	-	-	-	11	-	278
Sport Climbing	181	3	1	109	-	-	-	-	-	-	290
Squash	262	5	1	70	-	-	-	-	-	-	332
Sumo	87	2	-	1	-	-	-	-	-	-	88
Surfing	155	4	1	44	-	-	-	-	-	-	199
Tug of War	42	4	-	67	3	-	-	-	-	-	109
Underwater Sports	379	8	1	98	-	-	-	-	-	-	477
Water Skiing	110	2	-	93	-	-	-	-	-	-	203
Wushu	166	4	1	48	4	-	-	-	-	-	214
<b>Totals</b>	<b>7,132</b>	<b>170</b>	<b>37</b>	<b>2,963</b>	<b>11</b>	<b>20</b>	<b>3</b>	<b>0</b>	<b>75</b>	<b>0</b>	<b>10,173</b>

2012 Urine and Blood Anti-Doping Samples Analyzed and Reported by Accredited Laboratories in ADAMS

**Table E3: Total Samples Analyzed in AIMS Sports\***

Sport	Urine						Blood				Total		
	Samples	IC		Samples	OOC		Samples	IC		Samples		OOC	
		AAF	ATF		AAF	ATF		AAF	AAF			AAF	
Aikido	6	-	-	7	-	-	-	-	-	-	-	-	13
American Football	323	29	4	510	5	9	-	-	78	-	-	-	911
Bodybuilding and Fitness	705	145	7	1220	52	3	20	-	21	-	-	-	1,966
Casting	48	2	-	5	-	-	-	-	-	-	-	-	53
Darts	64	-	2	3	-	-	-	-	-	-	-	-	67
Dragon Boat	61	-	-	79	-	-	-	-	-	-	-	-	140
Draughts	12	-	-	3	-	1	-	-	-	-	-	-	15
Fistball	10	-	-	17	-	1	-	-	-	-	-	-	27
Flying Disc	17	-	-	3	-	-	-	-	-	-	-	-	20
Go	6	-	-	2	-	-	-	-	-	-	-	-	8
Icestocksport	52	4	-	-	-	-	-	-	-	-	-	-	52
Ju-Jitsu	45	7	-	39	-	-	-	-	-	-	-	-	84
Kendo	25	-	-	15	-	-	-	-	-	-	-	-	40
Kickboxing	179	16	3	110	2	1	-	-	-	-	-	-	289
Lacrosse	22	5	-	-	-	-	-	-	-	-	-	-	22
Minigolf	36	-	3	21	-	-	-	-	-	-	-	-	57
MuayThai	219	15	-	73	3	-	-	-	-	-	-	-	292
Powerlifting	1964	141	13	1257	20	14	16	-	142	4	-	-	3,379
Sambo	131	6	-	222	2	5	-	-	-	-	-	-	353
Savate	17	-	-	-	-	-	-	-	-	-	-	-	17
Sepak Takraw	160	3	-	44	-	-	-	-	-	-	-	-	204
Ski Mountaineering	20	-	-	26	-	-	-	-	-	-	-	-	46
Sleddog	6	-	-	8	-	-	-	-	-	-	-	-	14
Soft Tennis	66	-	-	9	-	-	-	-	-	-	-	-	75
Sports Fishing	-	-	-	-	-	-	-	-	-	-	-	-	-
<b>Totals</b>	<b>4,194</b>	<b>373</b>	<b>32</b>	<b>3,673</b>	<b>84</b>	<b>34</b>	<b>36</b>	<b>0</b>	<b>241</b>	<b>4</b>	<b>4</b>	<b>4</b>	<b>8,144</b>

**Table E4: Total Samples Analyzed in Other Sports\*\***

Sport	Urine						Blood				Total		
	Samples	IC		Samples	OOC		Samples	IC		Samples		OOC	
		AAF	ATF		AAF	ATF		AAF	AAF			AAF	
Other Sports	1779	66	12	1217	6	12	26	4	97	-	-	-	3,119

\* The Alliance of Independent Members of SportAccord (AIMS) regroups non-IOC recognized International Sports Federations which are members of SportAccord.

\*\* These figures include non-SportAccord members such as Arm Wrestling, Australian Rules Football, Balle au Tambourin, Basque Sports, Boccia, Boot-Throwing, Bowls, Budo, Cheerleading, Clay target shooting, Company Sports, Course Camarguaise, Course Landaise, Crossbow, Domimó, Duathlon, Extreme Sports, Firefighting and Rescuing, Football 5-a-Side, Football 7-a-Side, French Boxing, Full contact, Gaelic Games, Gigathlon, Goalball, Highland Games, Hunting sports, IPC Ice Sledge Hockey, Jet-Ski, Kabaddi, Kempo, Kettlebell Lifting, Leones Bowls, Military Pentathlon, Motor Sport, Multisports, Paddel, Pencak Silat, Power Press, Ringette, Rinkball, Shearing sports, Skibob, Speedball, Speleology, Strongman, Tarung Derajat, Thai Traditional Sports, Traditional Archery, Twirling, Ultimate Fighting, Unifight, VA'A, Woodball.

2012 Urine and Blood Samples Analyzed and Reported by Accredited Laboratories in ADAMS

**Table E5: GC/C/IRMS and EPO Tests Conducted per Olympic Sport\***

Sport	Urine					EPO						
	GC/C/IRMS		OOC		Total	%	EPO		OOC		Total	%
	IC	AAF	IC	AAF			IC	AAF	IC	AAF		
Aquatics	89	1	158	-	247	0.40%	405	-	1093	2	1498	0.13%
Archery	13	-	7	-	20	-	-	-	6	-	6	-
Athletics	181	29	410	5	591	5.75%	2200	8	2842	4	5042	0.24%
Badminton	15	-	19	-	34	-	-	-	10	-	10	-
Basketball	48	2	25	2	73	5.48%	40	-	-	-	40	-
Biathlon	10	-	52	-	62	-	898	-	554	-	1452	-
Bobsleigh	5	-	57	1	62	1.61%	4	-	91	-	95	-
Boxing	21	4	73	1	94	5.32%	14	1	124	-	138	0.72%
Canoe / Kayak	60	-	49	1	109	0.92%	178	-	673	-	851	-
Curling	2	-	7	-	9	-	-	-	5	-	5	-
Cycling	377	23	166	4	543	4.97%	3085	22	4538	5	7623	0.35%
Equestrian	5	1	4	1	9	-	-	-	3	-	3	-
Fencing	12	-	18	-	30	-	-	-	15	-	15	-
Football	406	1	98	1	504	0.40%	1347	-	728	-	2075	-
Gymnastics	7	-	20	-	27	-	-	-	26	-	26	-
Golf	8	1	2	-	10	-	-	-	-	-	-	-
Handball	57	2	36	-	93	2.15%	4	-	17	-	21	-
Field Hockey	13	-	14	-	27	-	33	-	30	-	63	-
Ice Hockey	35	-	33	-	68	-	4	-	17	-	21	-
Judo	17	-	50	-	67	-	-	-	28	-	28	-
Luge	-	-	6	-	6	-	-	-	5	-	5	-
Modern Pentathlon	1	-	10	-	11	-	37	-	60	-	97	-
Rowing	70	-	69	1	139	0.72%	221	-	955	1	1176	0.09%
Rugby	55	3	60	1	115	3.48%	37	-	41	-	78	-
Sailing	2	-	8	1	10	10.00%	5	-	14	-	19	-
Shooting	16	1	14	-	30	-	4	-	11	-	15	-
Skating	15	-	49	-	64	-	256	-	559	-	815	-
Skiing	20	-	68	-	88	-	423	-	999	-	1422	-
Table Tennis	6	-	13	-	19	-	-	-	7	-	7	-
Taekwondo	12	-	19	-	31	-	-	-	15	-	15	-
Tennis	30	-	30	-	60	-	180	-	82	-	262	-
Triathlon	73	-	59	1	132	0.76%	646	-	1029	1	1675	0.06%
Volleyball	42	-	47	-	89	-	28	-	19	-	47	-
Weightlifting	108	17	210	32	318	15.41%	80	-	133	-	213	-
Wrestling	118	3	92	1	210	1.90%	-	-	46	-	46	-
	<b>1,949</b>	<b>88</b>	<b>2,052</b>	<b>53</b>	<b>4,001</b>		<b>10,129</b>	<b>31</b>	<b>14,775</b>	<b>13</b>	<b>24,904</b>	

\* includes the further analysis (in 2012) of samples collected from *Events* in previous years

2012 Urine and Blood Samples Analyzed and Reported by Accredited Laboratories in ADAMS

**Table E6: GC/C/IRMS and EPO Tests Conducted per IOC Recognized Sport**

Sport	Urine						EPO					
	GC/C/IRMS				Total	% AAF	EPO					
	IC		OOC				IC		OOC		Total	% AAF
Samples	AAF	Samples	AAF	Samples	AAF	Samples	AAF	Samples	AAF			
Air Sports	-	-	1	-	1	-	-	-	-	-	-	
Automobile Sports	5	1	1	-	6	16.67%	-	1	-	1	-	
Bandy	2	-	-	-	2	-	-	-	2	-	-	
Baseball	21	-	2	-	23	-	-	-	-	-	-	
Billiard Sports	-	-	-	-	-	-	-	-	-	-	-	
Boules Sports	1	-	-	-	1	-	-	-	-	-	-	
Bowling	-	-	1	-	1	-	-	-	-	-	-	
Bridge	1	-	-	-	1	-	-	-	-	-	-	
Chess	-	-	-	-	-	-	-	-	-	-	-	
Cricket	4	-	2	-	6	-	-	-	10	-	10	
Dance Sport	-	-	-	-	-	-	-	-	-	-	-	
Floorball	6	-	1	-	7	-	-	-	-	-	-	
Karate	13	-	12	-	25	-	-	-	13	-	13	
Korfball	2	-	5	-	7	-	-	-	4	-	4	
Life Saving	2	-	4	-	6	-	6	-	15	-	21	
Motorcycle Racing	4	-	2	-	6	-	-	-	-	-	-	
Mountaineering and Climbing	4	-	3	-	7	-	22	1	16	-	38	2.63%
Netball	-	-	-	-	-	-	-	-	2	-	2	-
Orienteering	2	-	2	-	4	-	5	-	40	-	45	-
Pelote Basque	-	-	-	-	-	-	-	-	-	-	-	-
Polo	-	-	-	-	-	-	-	-	-	-	-	-
Powerboating	-	-	-	-	-	-	-	-	-	-	-	-
Racquetball	-	-	-	-	-	-	-	-	6	-	6	-
Roller Sports	8	-	7	-	15	-	50	-	8	-	58	-
Softball	4	-	-	-	4	-	-	-	-	-	-	-
Sport Climbing	2	-	1	-	3	-	-	-	-	-	-	-
Squash	1	-	1	-	2	-	-	-	-	-	-	-
Sumo	44	-	-	-	44	-	-	-	-	-	-	-
Surfing	2	-	-	-	2	-	2	-	-	-	2	-
Tug of War	1	-	2	-	3	-	-	-	-	-	-	-
Underwater Sports	6	-	-	-	6	-	76	-	7	-	83	-
Water Skiing	1	-	2	-	3	-	-	-	-	-	-	-
Wushu	1	-	-	-	1	-	-	-	-	-	-	-
<b>Totals</b>	<b>137</b>	<b>1</b>	<b>49</b>	<b>0</b>	<b>186</b>		<b>161</b>	<b>2</b>	<b>123</b>	<b>1</b>	<b>284</b>	

2012 Urine and Blood Samples Analyzed and Reported by Accredited Laboratories in ADAMS

**Table E7: GC/C/IRMS and EPO Tests Conducted per AIMS Sport**

Sport	Urine						EPO					
	GC/C/IRMS				Total	%	EPO				Total	%
	IC		OOC				IC		OOC			
Samples	AAF	Samples	AAF	Samples	AAF	Samples	AAF	Samples	AAF	Samples	AAF	
Aikido	-	-	-	-	-	-	-	-	-	-	-	
American Football	17	1	15	1	32	6.25%	-	-	1	-	1	-
Bodybuilding and Fitness	-	-	-	-	-	-	-	-	-	-	-	
Casting	-	-	-	-	-	-	-	-	-	-	-	
Darts	4	-	-	-	4	-	-	-	-	-	-	
Dragon Boat	-	-	-	-	-	-	-	-	-	-	-	
Draughts	-	-	-	-	-	-	-	-	-	-	-	
Fistball	-	-	1	-	1	-	-	-	-	-	-	
Flying Disc	-	-	-	-	-	-	-	-	-	-	-	
Go	-	-	-	-	-	-	-	-	-	-	-	
Icestocksport	1	-	-	-	1	-	-	-	-	-	-	
Ju-Jitsu	-	-	3	-	3	-	-	-	-	-	-	
Kendo	-	-	-	-	-	-	-	-	-	-	-	
Kickboxing	4	-	4	-	8	-	-	-	-	-	-	
Lacrosse	9	1	-	-	9	-	-	-	-	-	-	
Minigolf	1	-	-	-	1	-	-	-	-	-	-	
Muay Thai	-	-	-	-	-	-	-	-	-	-	-	
Powerlifting	64	8	30	2	94	-	-	-	10	-	10	-
Sambo	1	-	4	-	5	-	-	-	-	-	-	-
Savate	-	-	-	-	-	-	-	-	-	-	-	-
Sepak Takraw	1	-	-	-	1	-	-	-	-	-	-	-
Ski Mountaineering	-	-	-	-	-	-	11	-	13	-	24	-
Sleddog	1	-	-	-	1	-	-	-	-	-	-	-
Soft Tennis	2	-	-	-	2	-	-	-	-	-	-	-
Sports Fishing	-	-	-	-	-	-	-	-	-	-	-	-
<b>Totals</b>	<b>105</b>	<b>10</b>	<b>57</b>	<b>3</b>	<b>162</b>		<b>11</b>	<b>0</b>	<b>24</b>	<b>0</b>	<b>35</b>	

2012 Urine and Blood Samples Analyzed and Reported by Accredited Laboratories in ADAMS

**Table E8: hGH, HBT and HBOCs Tests Conducted per Olympic Sport\***

**Blood**

Sport	hGH						HBT						HBOCs					
	IC		OOC		Total	%	IC		OOC		Total	%	IC		OOC		Total	%
	Samples	AAF	Samples	AAF			Samples	AAF	Samples	AAF			Samples	AAF	Samples	AAF		
Aquatics	61	-	335	-	396	-	44	-	17	-	61	-	86	-	19	-	105	-
Archery	-	-	-	-	-	-	-	-	-	-	-	-	-	-	-	-	-	-
Athletics	265	-	3002	1	3267	0.03%	195	-	156	-	351	-	12	-	104	-	116	-
Badminton	-	-	-	-	-	-	-	-	-	-	-	-	-	-	-	-	-	-
Basketball	9	-	62	-	71	-	-	-	-	-	-	-	1	-	5	-	6	-
Biathlon	7	-	106	-	113	-	42	-	143	-	185	-	-	-	53	-	53	-
Bobsleigh	-	-	56	-	56	-	-	-	3	-	3	-	-	-	2	-	2	-
Boxing	76	-	98	-	174	-	26	-	35	-	61	-	62	-	58	-	120	-
Canoe / Kayak	5	-	127	-	132	-	96	-	21	-	117	-	3	-	16	-	19	-
Curling	-	-	-	-	-	-	-	-	-	-	-	-	-	-	-	-	-	-
Cycling	180	-	393	1	573	0.17%	213	-	71	-	284	-	118	-	72	-	190	-
Equestrian	-	-	-	-	-	-	-	-	-	-	-	-	-	-	-	-	-	-
Fencing	-	-	2	-	2	-	-	-	-	-	-	-	-	-	-	-	-	-
Football	186	-	232	-	418	-	177	-	30	-	207	-	26	-	160	-	186	-
Gymnastics	2	-	32	-	34	-	-	-	-	-	-	-	-	-	4	-	4	-
Golf	-	-	-	-	-	-	-	-	-	-	-	-	-	-	-	-	-	-
Handball	-	-	19	-	19	-	-	-	-	-	-	-	-	-	-	-	-	-
Field Hockey	-	-	20	-	20	-	15	-	-	-	15	-	11	-	20	-	31	-
Ice Hockey	-	-	63	-	63	-	-	-	-	-	-	-	-	-	9	-	9	-
Judo	22	-	49	-	71	-	-	-	-	-	-	-	-	-	-	-	-	-
Luge	-	-	-	-	-	-	-	-	-	-	-	-	-	-	-	-	-	-
Modern Pentathlon	1	-	4	-	5	-	11	-	-	-	11	-	11	-	-	-	11	-
Rowing	7	-	181	-	188	-	112	-	76	-	188	-	48	-	4	-	52	-
Rugby	55	-	353	-	408	-	-	-	-	-	-	-	37	-	105	-	142	-
Sailing	-	-	7	-	7	-	-	-	-	-	-	-	-	-	-	-	-	-
Shooting	-	-	-	-	-	-	-	-	-	-	-	-	-	-	-	-	-	-
Skating	26	-	75	-	101	-	4	-	72	-	76	-	-	-	10	-	10	-
Skiing	15	-	338	-	353	-	28	-	53	-	81	-	-	-	16	-	16	-
Table Tennis	-	-	-	-	-	-	-	-	-	-	-	-	-	-	-	-	-	-
Taekwondo	-	-	8	-	8	-	-	-	-	-	-	-	-	-	-	-	-	-
Tennis	99	-	48	-	147	-	6	-	-	-	6	-	-	-	-	-	-	-
Triathlon	26	-	268	-	294	-	18	-	29	-	47	-	38	-	42	-	80	-
Volleyball	1	-	49	-	50	-	-	-	-	-	-	-	-	-	-	-	-	-
Weightlifting	81	-	316	2	397	0.50%	-	-	3	-	3	-	22	-	129	-	151	-
Wrestling	34	-	103	-	137	-	3	-	11	-	14	-	7	-	30	-	37	-
	<b>1,158</b>	<b>0</b>	<b>6,346</b>	<b>4</b>	<b>7,504</b>		<b>990</b>	<b>0</b>	<b>720</b>	<b>0</b>	<b>1,710</b>		<b>482</b>	<b>0</b>	<b>858</b>	<b>0</b>	<b>1,340</b>	

\* includes the further analysis (in 2012) of samples collected from Events in previous years

2012 Urine and Blood Samples Analyzed and Reported by Accredited Laboratories in ADAMS

**Table E9: hGH, HBT and HBOCs Tests Conducted per IOC Recognized Sport**

Sport	Blood																	
	hGH						HBT						HBOCs					
	IC		OOB		Total	% AAF	IC		OOB		Total	% AAF	IC		OOB		Total	% AAF
Samples	AAF	Samples	AAF	Samples			AAF	Samples	AAF	Samples			AAF	Samples	AAF			
Air Sports	-	-	-	-	-	-	-	-	-	-	-	-	-	-	-	-	-	-
Automobile Sports	-	-	-	-	-	-	-	-	-	-	-	-	-	-	-	-	-	-
Bandy	-	-	-	-	-	-	-	-	-	-	-	-	-	-	-	-	-	-
Baseball	-	-	19	-	19	-	-	-	19	-	19	-	-	-	8	-	8	-
Billiard Sports	-	-	-	-	-	-	-	-	-	-	-	-	-	-	-	-	-	-
Boules Sports	-	-	-	-	-	-	-	-	-	-	-	-	-	-	-	-	-	-
Bowling	-	-	-	-	-	-	-	-	-	-	-	-	-	-	-	-	-	-
Bridge	-	-	-	-	-	-	-	-	-	-	-	-	-	-	-	-	-	-
Chess	-	-	-	-	-	-	-	-	-	-	-	-	-	-	-	-	-	-
Cricket	-	-	-	-	-	-	-	-	-	-	-	-	-	-	-	-	-	-
Dance Sport	-	-	-	-	-	-	-	-	-	-	-	-	-	-	-	-	-	-
Floorball	-	-	-	-	-	-	-	-	-	-	-	-	-	-	-	-	-	-
Karate	-	-	-	-	-	-	-	-	-	-	-	-	-	-	-	-	-	-
Korfball	-	-	-	-	-	-	-	-	-	-	-	-	-	-	-	-	-	-
Life Saving	-	-	6	-	6	-	-	-	6	-	6	-	-	-	6	-	6	-
Motorcycle Racing	-	-	-	-	-	-	-	-	-	-	-	-	-	-	-	-	-	-
Mountaineering and Climbing	-	-	6	-	6	-	-	-	6	-	6	-	-	-	-	-	-	-
Netball	-	-	-	-	-	-	-	-	-	-	-	-	-	-	-	-	-	-
Orienteering	-	-	-	-	-	-	-	-	-	-	-	-	-	-	-	-	-	-
Pelote Basque	-	-	-	-	-	-	-	-	-	-	-	-	-	-	-	-	-	-
Polo	-	-	-	-	-	-	-	-	-	-	-	-	-	-	-	-	-	-
Powerboating	-	-	-	-	-	-	-	-	-	-	-	-	-	-	-	-	-	-
Racquetball	-	-	-	-	-	-	-	-	-	-	-	-	-	-	-	-	-	-
Roller Sports	1	-	7	-	8	-	1	-	7	-	8	-	1	-	5	-	6	-
Softball	-	-	11	-	11	-	-	-	11	-	11	-	-	-	-	-	-	-
Sport Climbing	-	-	-	-	-	-	-	-	-	-	-	-	-	-	-	-	-	-
Squash	-	-	-	-	-	-	-	-	-	-	-	-	-	-	-	-	-	-
Sumo	-	-	-	-	-	-	-	-	-	-	-	-	-	-	-	-	-	-
Surfing	-	-	-	-	-	-	-	-	-	-	-	-	-	-	-	-	-	-
Tug of War	-	-	-	-	-	-	-	-	-	-	-	-	-	-	-	-	-	-
Underwater Sports	-	-	-	-	-	-	-	-	-	-	-	-	-	-	-	-	-	-
Water Skiing	-	-	-	-	-	-	-	-	-	-	-	-	-	-	-	-	-	-
Wushu	-	-	-	-	-	-	-	-	-	-	-	-	-	-	-	-	-	-
<b>Totals</b>	<b>1</b>	<b>0</b>	<b>49</b>	<b>0</b>	<b>50</b>		<b>1</b>	<b>0</b>	<b>49</b>	<b>0</b>	<b>50</b>		<b>1</b>	<b>0</b>	<b>19</b>	<b>0</b>	<b>20</b>	



2012 Urine and Blood Samples Analyzed and Reported by Accredited Laboratories in ADAMS

**Table E10: hGH and HBT Tests Conducted per AIMS Sport**

**Blood**

Sport	hGH						HBT						HBOCS					
	IC		OOC		Total	% AAF	IC		OOC		Total	% AAF	IC		OOC		Total	% AAF
	Samples	AAF	Samples	AAF			Samples	AAF	Samples	AAF			Samples	AAF	Samples	AAF		
Aikido	-	-	-	-	-	-	-	-	-	-	-	-	-	-	-	-	-	-
American Football	-	-	68	-	68	-	-	-	68	-	68	-	-	-	-	-	-	-
Bodybuilding and Fitness	-	-	-	-	-	-	-	-	-	-	-	-	-	-	-	-	-	-
Casting	-	-	-	-	-	-	-	-	-	-	-	-	-	-	-	-	-	-
Darts	-	-	-	-	-	-	-	-	-	-	-	-	-	-	-	-	-	-
Dragon Boat	-	-	-	-	-	-	-	-	-	-	-	-	-	-	-	-	-	-
Draughts	-	-	-	-	-	-	-	-	-	-	-	-	-	-	-	-	-	-
Fistball	-	-	-	-	-	-	-	-	-	-	-	-	-	-	-	-	-	-
Flying Disc	-	-	-	-	-	-	-	-	-	-	-	-	-	-	-	-	-	-
Go	-	-	-	-	-	-	-	-	-	-	-	-	-	-	-	-	-	-
Icestocksport	-	-	-	-	-	-	-	-	-	-	-	-	-	-	-	-	-	-
Ju-Jitsu	-	-	-	-	-	-	-	-	-	-	-	-	-	-	-	-	-	-
Kendo	-	-	-	-	-	-	-	-	-	-	-	-	-	-	-	-	-	-
Kickboxing	-	-	-	-	-	-	-	-	-	-	-	-	-	-	-	-	-	-
Lacrosse	-	-	-	-	-	-	-	-	-	-	-	-	-	-	-	-	-	-
Minigolf	-	-	-	-	-	-	-	-	-	-	-	-	-	-	-	-	-	-
Muay Thai	-	-	-	-	-	-	-	-	-	-	-	-	-	-	-	-	-	-
Powerlifting*	16	-	139	4	155	2.58%	16	-	139	-	155	-	-	-	3	-	3	-
Sambo	-	-	-	-	-	-	-	-	-	-	-	-	-	-	-	-	-	-
Savate	-	-	-	-	-	-	-	-	-	-	-	-	-	-	-	-	-	-
Sepak Takraw	-	-	-	-	-	-	-	-	-	-	-	-	-	-	-	-	-	-
Ski Mountaineering	-	-	-	-	-	-	-	-	-	-	-	-	-	-	-	-	-	-
Sleddog	-	-	-	-	-	-	-	-	-	-	-	-	-	-	-	-	-	-
Soft Tennis	-	-	-	-	-	-	-	-	-	-	-	-	-	-	-	-	-	-
Sports Fishing	-	-	-	-	-	-	-	-	-	-	-	-	-	-	-	-	-	-
<b>Totals</b>	<b>16</b>	<b>0</b>	<b>207</b>	<b>4</b>	<b>223</b>		<b>16</b>	<b>0</b>	<b>207</b>	<b>0</b>	<b>223</b>		<b>0</b>	<b>0</b>	<b>3</b>	<b>0</b>	<b>3</b>	

\* Four hGH AAFs are attributed to IPC Powerlifting

# Section 4: 2012 Figures by Testing Authority

including urine and (non-ABP) blood samples

**Table F1: SUMMARY - Total Samples by Testing Authority (TA) Category**

Testing Authority Category	# of TAs	Samples	Urine		Samples	Blood		Total Samples
			Overall % ATF	Overall % AAF		Overall % AAF		
National Anti-Doping Organization	98	120,566	0.69%	1.2%	6,397	0.11%		126,963
Olympic International Federation	35	28,382	0.79%	0.94%	3,166	-		31,548
National Federation*	300	26,752	0.30%	2.0%	492	0.20%		27,244
Multi-Sport Organizations and Events	6	6,361	0.02%	0.39%	1,122	0.36%		7,483
Regional Sport Organization	42	5,027	0.40%	0.80%	335	-		5,362
Other Sport Organization	48	3,524	0.43%	0.74%	464	-		3,988
IOC Recognized International Federation	29	1,843	1.63%	3.1%	18	-		1,861
National Olympic Committee	15	968	0.62%	4.1%	0	-		968
AIMS	22	567	0.88%	7.2%	4	-		571
Regional Anti-Doping Organization	15	403	0.25%	1.2%	0	-		403
<b>TOTALS</b>	<b>610</b>	<b>194,393</b>			<b>11,998</b>			<b>206,391</b>

Testing Authority Category	Samples	Urine			Blood					
		IC % ATF	% AAF	Samples	IC %AAF	OOC %AAF	Samples	%AAF		
National Anti-Doping Organization (98)	58,843	0.62%	2.1%	61,723	0.75%	0.37%	1,447	0.28%	4,950	0.06%
Olympic International Federation (35)	18,608	0.84%	1.3%	9,774	0.84%	0.68%	474	-	2,692	0.04%
National Federation* (300)	22,281	0.24%	1.9%	4,471	0.20%	1.2%	198	0.51%	294	-
Multi-Sport Organizations and Events (6)	5,891	0.05%	0.49%	470	-	0.85%	924	-	198	2.0%
Regional Sport Organization (42)	4,399	0.36%	0.93%	628	0.64%	-	144	-	191	-
Other Sport Organization (48)	2,609	1.3%	4.0%	915	0.44%	1.6%	10	-	454	-
IOC Recognized International Federation (29)	1,317	0.68%	1.8%	526	0.38%	0.76%	3	-	15	-
National Olympic Committee (15)	700	0.71%	4.6%	268	0.37%	3.0%	-	-	-	-
AIMS (22)	427	1.4%	9.6%	140	1.43%	1.43%	1	-	3	-
Regional Anti-Doping Organization (15)	116	0.36%	0.93%	287	0.64%	-	-	-	-	-
<b>Total number in ADAMS: TA (610)</b>	<b>115,191</b>			<b>79,202</b>			<b>3,201</b>		<b>8,797</b>	

\* Note: Although National Federations (NFs) themselves are not signatories to the World Anti-Doping Code and therefore not entitled to authorize testing independently, the rules of some National Anti-Doping Agencies and International Sport Federations may delegate testing authority to these bodies. Tests attributed to NFs therefore may in some instances be a part of NADO or IF programs.

**Table F2: Total Samples by TA Category - Olympic International Federations**

Olympic International Federation	Urine						Blood				Total		
	IC Samples	ATF	AAF	OOC Samples	ATF	AAF	IC Samples	AAF	OOC Samples	AAF	Total Samples	% ATF	% AAF
International Cycling Union	5514	103	84	3226	43	11	119	-	81	-	8940	1.6%	1.1%
International Association of Athletics Federations*	1978	14	38	1464	8	3	160	-	2215	1	5817	0.4%	0.7%
International Tennis Federation	1802	2	8	254	-	-	110	-	26	-	2192	0.1%	0.4%
Fédération Internationale de Natation	681	1	13	1139	-	4	18	-	6	-	1844	0.1%	0.9%
International Weightlifting Federation	1074	1	42	737	-	34	-	-	4	-	1815	0.1%	4.2%
International Rugby Board	507	6	10	882	20	5	23	-	66	-	1478	1.8%	1.0%
International Skating Union	792	3	4	202	3	-	2	-	25	-	1021	0.6%	0.4%
International Ski Federation	426	2	-	437	1	-	5	-	179	-	1047	0.3%	-
International Biathlon Union	588	1	-	151	-	-	3	-	68	-	810	0.1%	-
Fédération Internationale de Football Association	491	-	2	201	1	3	4	-	-	-	696	0.1%	0.7%
International Volleyball Federation	436	3	3	207	1	-	-	-	-	-	643	0.6%	0.5%
International Federation of Associated Wrestling Styles	509	3	8	43	1	1	-	-	-	-	552	0.7%	1.6%
International Judo Federation	424	3	5	7	-	-	-	-	-	-	431	0.7%	1.2%
International Triathlon Union	383	6	5	55	-	-	30	-	8	-	476	1.3%	1.1%
International Shooting Sport Federation	382	-	-	10	-	-	-	-	-	-	392	-	-
International Basketball Federation	330	1	4	18	-	-	-	-	-	-	348	0.3%	1.1%
International Gymnastics Federation	221	-	2	56	-	-	-	-	1	-	278	-	0.7%
International Ice Hockey Federation	289	1	-	5	-	-	-	-	-	-	294	0.3%	-
Fédération Internationale d'Esime	326	2	3	32	-	-	-	-	-	-	358	0.6%	0.8%
International Boxing Association	218	1	4	6	1	-	-	-	-	-	224	0.9%	1.8%
Badminton World Federation	188	-	-	73	-	-	-	-	-	-	261	-	-
International Handball Federation	169	1	-	66	-	-	-	-	-	-	235	0.4%	-
World Archery Federation	153	-	-	49	-	-	-	-	-	-	202	-	-
International Rowing Federation	80	1	-	105	3	1	-	-	6	-	191	2.1%	0.5%
International Table Tennis Federation	112	-	-	31	-	-	-	-	-	-	143	-	-
International Canoe Federation	109	1	1	44	-	-	-	-	2	-	155	0.6%	0.6%
World Taekwondo Federation	113	-	-	37	-	-	-	-	-	-	150	-	-
World Curling Federation	28	-	-	68	-	4	-	-	-	-	96	-	4.2%
Union Internationale de Pentathlon Moderne	61	-	1	30	-	-	-	-	-	-	91	-	1.1%
International Hockey Federation	59	-	-	28	-	-	-	-	-	-	87	-	-
International Sailing Federation	40	1	-	37	-	-	-	-	5	-	82	1.2%	-
International Bobsleigh and Skeleton Federation	21	-	-	49	-	-	-	-	-	-	70	-	-
Fédération Equestre Internationale	49	-	5	16	-	-	-	-	-	-	65	-	7.7%
International Luge Federation	28	-	-	9	-	-	-	-	-	-	37	-	-
International Golf Federation	27	-	-	-	-	-	-	-	-	-	27	-	-
	<b>18,608</b>	<b>157</b>	<b>242</b>	<b>9,774</b>	<b>82</b>	<b>66</b>	<b>474</b>	<b>-</b>	<b>2,692</b>	<b>1</b>	<b>31,548</b>	<b>0.8%</b>	<b>1.0%</b>

\* includes the further analysis (in 2012) of samples collected from Events in previous years

**Table F3: Total Samples by TA Category - IOC Recognized International Federations**

IOC Recognized International Federation	Urine						Blood				Total Samples	% ATF	% AAF
	IC			OOC			IC		OOC				
	Samples	ATF	AAF	Samples	ATF	AAF	Samples	AAF	Samples	AAF			
International Cricket Council	163	4	-	177	2	-	-	-	-	-	340	1.8%	-
International Baseball Federation	165	1	2	38	-	-	-	-	-	-	203	0.5%	1.0%
International Roller Sports Federation	114	-	3	14	-	-	3	-	15	-	146	-	2.1%
International Motorcycling Federation	88	-	2	25	-	-	-	-	-	-	113	-	1.8%
World Underwater Federation	104	1	1	16	-	-	-	-	-	-	120	0.8%	0.8%
Fédération Internationale de l'Automobile	96	-	6	13	-	-	-	-	-	-	109	-	5.5%
International Federation of Sports Climbing	64	1	-	26	-	-	-	-	-	-	90	1.1%	-
International Wushu Federation	51	-	-	27	-	3	-	-	-	-	78	-	3.8%
International Surfing Association	71	-	2	5	-	-	-	-	-	-	76	-	2.6%
International Floorball Federation	45	-	-	26	-	-	-	-	-	-	71	-	-
World Dance Sport Federation	61	1	2	6	-	-	-	-	-	-	67	1.5%	3.0%
Federation of International Bandy	26	-	-	17	-	-	-	-	-	-	43	-	-
International Waterski & Wakeboard Federation	36	-	-	22	-	-	-	-	-	-	58	-	-
International Orienteering Federation	56	-	2	1	-	-	-	-	-	-	57	-	3.5%
World Karate Federation	27	-	-	32	-	-	-	-	-	-	59	-	-
World Squash Federation	6	-	-	30	-	-	-	-	-	-	36	-	-
International Lifesaving Federation	30	-	-	3	-	-	-	-	-	-	33	-	-
Tug-of-War International Federation	10	-	1	15	-	1	-	-	-	-	25	-	8.0%
Union Internationale Motonautique	18	-	1	7	-	-	-	-	-	-	25	-	4.0%
International Softball Federation	9	1	1	11	-	-	-	-	-	-	20	5.0%	5.0%
Union Internationale des Associations D'Alpinisme	15	-	-	4	-	-	-	-	-	-	19	-	-
International Netball Federation	12	-	-	5	-	-	-	-	-	-	17	-	-
World Confederation of Billiards Sports	22	-	-	-	-	-	-	-	-	-	22	-	-
International Federation of Pelota Vasca	11	-	-	-	-	-	-	-	-	-	11	-	-
World Bridge Federation	6	-	-	4	-	-	-	-	-	-	10	-	-
Federation Aeronautique Internationale	3	-	-	2	-	-	-	-	-	-	5	-	-
International Korfball Federation	4	-	-	-	-	-	-	-	-	-	4	-	-
Confédération Mondiale des Sports de Boules	3	-	-	-	-	-	-	-	-	-	3	-	-
Federation Internationale de Polo	1	-	1	-	-	-	-	-	-	-	1	-	-
Fédération Internationale des Quilleurs	-	-	-	-	-	-	-	-	-	-	-	-	-
International Racquetball Federation	-	-	-	-	-	-	-	-	-	-	-	-	-
World Chess Federation	-	-	-	-	-	-	-	-	-	-	-	-	-
	<b>1,317</b>	<b>9</b>	<b>24</b>	<b>526</b>	<b>2</b>	<b>4</b>	<b>3</b>	<b>-</b>	<b>15</b>	<b>-</b>	<b>1,861</b>	<b>0.6%</b>	<b>1.5%</b>

**Table F4: Total Samples by TA Category - Alliance of Independent Members of SportAccord (AIMS)**

AIMS	Urine						Blood				Total		
	IC			OOC			IC		OOC		Samples	% ATF	% AAF
	Samples	ATF	AAF	Samples	ATF	AAF	Samples	AAF	Samples	AAF			
International Powerlifting Federation	192	-	18	52	-	2	1	-	3	-	248	-	8.1%
International Ski Mountaineering Federation	13	-	-	25	-	-	-	-	-	-	38	-	-
International Federation of Bodybuilding and Fitness	31	1	19	7	-	-	-	-	-	-	38	2.6%	50.0%
International Federation Icestocksport	29	-	-	-	-	-	-	-	-	-	29	-	-
Fédération Internationale Amateur Sambo	27	-	2	-	-	-	-	-	-	-	27	-	7.4%
International Federation of American Football	25	2	1	1	1	-	-	-	-	-	26	11.5%	3.8%
World Association of Kickboxing Organizations	15	-	1	10	-	-	-	-	-	-	25	-	4.0%
World Minigolf Sport Federation	17	2	-	8	-	-	-	-	-	-	25	8.0%	-
Fédération Internationale de Savate	15	-	-	-	-	-	-	-	-	-	15	-	-
International Fistball Association	8	-	-	6	-	-	-	-	-	-	14	-	-
International Kendo Federation	6	-	-	6	-	-	-	-	-	-	12	-	-
International Federation of Sleddog Sports	2	-	-	8	-	-	-	-	-	-	10	-	-
International Soft Tennis Federation	10	-	-	-	-	-	-	-	-	-	10	-	-
World Darts Federation	6	1	-	3	-	-	-	-	-	-	9	11.1%	-
International Lacrosse Federation	8	-	-	-	-	-	-	-	-	-	8	-	-
International Dragon Boat Federation	4	-	-	3	-	-	-	-	-	-	7	-	-
Ju-Jitsu International Federation	7	-	-	-	-	-	-	-	-	-	7	-	-
World Flying Disc Federation	3	-	-	3	-	-	-	-	-	-	6	-	-
International Go Federation	3	-	-	2	-	-	-	-	-	-	5	-	-
World Draughts Federation	2	-	-	3	1	-	-	-	-	-	5	20.0%	-
International Sepaktakraw Federation	4	-	-	-	-	-	-	-	-	-	4	-	-
International Aikido Federation	-	-	-	3	-	-	-	-	-	-	3	-	-
International Casting Sport Federation	-	-	-	-	-	-	-	-	-	-	-	-	-
Confédération Internationale de la Pêche Sportive	-	-	-	-	-	-	-	-	-	-	-	-	-
International Federation of Muaythai Amateur	-	-	-	-	-	-	-	-	-	-	-	-	-
	427	6	41	140	2	2	1	-	3	-	571	1.4%	7.5%

**Table F5: Total Samples by TA Category -Multi-Sport Organizations and Events**

Multi-Sport Organizations and Events	Urine						Blood				Total		
	IC			OOC			IC		OOC		Samples	% ATF	% AAF
	Samples	ATF	AAF	Samples	ATF	AAF	Samples	AAF	Samples	AAF			
International Olympic Committee*	4289	1	21	42	-	-	882	-	24	-	5237	0.0%	0.4%
International Paralympic Committee	884	-	4	428	-	4	42	-	174	4	1528	-	0.8%
Olympic Council of Asia	363	-	1	-	-	-	-	-	-	-	363	-	0.3%
International University Sport Federation	245	2	2	-	-	-	-	-	-	-	245	0.8%	0.8%
Conseil International des Sports Militaires	80	-	-	-	-	-	-	-	-	-	80	-	-
SportAccord Event Organiser	30	-	1	-	-	-	-	-	-	-	30	-	3.3%
	5,891	3	29	470	-	4	924	-	198	4	7,483	0.04%	0.5%

\* includes the further analysis (in 2012) of samples collected from Events in previous years

**Table F6: Total Samples by TA Category - Regional Anti-Doping Organizations (RADOs)**

RADOs	Urine						Blood				Total Samples	% ATF	% AAF
	IC			OOC			IC		OOC				
	Samples	ATF	AAF	Samples	ATF	AAF	Samples	AAF	Samples	AAF			
Africa Zone VI	100	-	2	6	-	-	-	-	-	-	106	-	1.9%
Caribbean Regional Anti-Doping Organization	1	-	-	48	-	-	-	-	-	-	49	-	-
Africa Zone IV	-	-	-	35	-	-	-	-	-	-	35	-	-
Africa Zone I	-	-	-	26	-	-	-	-	-	-	26	-	-
Central American RADO	3	-	-	23	-	1	-	-	-	-	26	-	3.8%
Africa Regional Anti-Doping Organization Zone V	-	-	-	25	-	-	-	-	-	-	25	-	-
Eastern Europe RADO	-	-	-	25	-	2	-	-	-	-	25	-	8.0%
South East Asia RADO	2	-	-	19	-	-	-	-	-	-	21	-	-
Africa Zone II & III	-	-	-	20	-	-	-	-	-	-	20	-	-
Indian Ocean RADO	-	-	-	20	-	-	-	-	-	-	20	-	-
Oceania Regional Anti-Doping Organization	-	-	-	19	-	-	-	-	-	-	19	-	-
South Asia RADO	10	-	-	4	-	-	-	-	-	-	14	-	-
Central Asia RADO	-	-	-	7	1	-	-	-	-	-	7	14.3%	-
Gulf States and Yemen RADO	-	-	-	5	-	-	-	-	-	-	5	-	-
West Asia RADO	-	-	-	5	-	-	-	-	-	-	5	-	-
	116	-	2	287	1	3	-	-	-	-	403	0.2%	1.2%

**Table F7: Total Samples by TA Category - National Anti-Doping Organizations (NADOs)**

NADOs	Urine						Blood				Total Samples	% ATF	% AAF
	IC			OOC			IC		OOC				
	Samples	ATF	AAF	Samples	ATF	AAF	Samples	AAF	Samples	AAF			
Russian National Anti-Doping Organization	6200	60	119	8976	136	16	340	-	338	-	15854	1.2%	0.9%
Chinese Anti-Doping Agency	2458	3	4	6740	4	9	20	-	848	-	10066	0.1%	0.1%
German National Anti-Doping Agency	802	-	11	6641	2	8	10	-	624	-	8077	0.0%	0.2%
Comitato Olimpico Nazionale Italiano	5048	47	42	1083	30	2	363	-	300	-	6794	1.1%	0.6%
UK Anti-Doping	2991	4	38	2533	-	9	290	-	157	-	5971	0.1%	0.8%
Australian Sports Anti-Doping Authority	2065	2	37	2754	4	4	75	-	292	-	5186	0.1%	0.8%
Japan Anti-Doping Agency	3131	1	5	1813	-	1	-	-	12	-	4956	0.0%	0.1%
National Anti Doping Agency -India	2403	10	130	1410	4	8	130	-	225	-	4168	0.3%	3.3%
United States Anti-Doping Agency	1298	20	35	2587	43	11	9	-	157	2	4051	1.6%	1.2%
Swedish Sports Confederation Anti-Doping Group	1507	22	56	2155	39	19	-	-	15	-	3677	1.7%	2.0%
Korean Anti-Doping Agency	1108	-	9	2308	-	9	45	-	15	-	3476	-	0.5%
Autoridade Antidopagem de Portugal	2022	33	57	862	31	5	-	-	327	1	3211	2.0%	2.0%
Finnish Anti-Doping Agency	1449	23	8	1437	27	5	-	-	122	-	3008	1.7%	0.4%
Sports Authority of Thailand	1980	-	47	913	-	14	-	-	-	-	2893	-	2.1%
Roumanian National Anti-Doping Agency	1497	2	21	1094	1	1	26	-	274	-	2891	0.1%	0.8%
Poland Commission against Doping in Sports	1463	4	62	1285	5	4	23	-	71	-	2842	0.3%	2.3%
Canadian Centre for Ethics in Sport	770	1	27	1682	1	10	56	-	274	-	2782	0.1%	1.3%
South African Institute for Drug-Free Sport	1853	4	64	495	1	5	-	-	76	-	2424	0.2%	2.8%
Antidoping Switzerland	797	6	17	1160	22	4	19	-	366	-	2342	1.2%	0.9%

**Table F7: Total Samples by TA Category - National Anti-Doping Organizations (NADOs) - continued**

NADOs	Urine						Blood				Total		
	IC			OOC			IC		OOC		Samples	% ATF	% AAF
	Samples	ATF	AAF	Samples	ATF	AAF	Samples	AAF	Samples	AAF			
Anti-Doping Norway	1306	17	23	863	16	2	4	4	32	-	2205	1.5%	1.3%
Anti Doping Authority the Netherlands	1318	12	30	882	5	-	-	-	-	-	2200	0.8%	1.4%
NADO Flanders	1368	16	43	774	16	28	-	-	-	-	2142	1.5%	3.3%
Colombian NADO	1870	-	20	221	-	1	34	-	-	-	2125	-	1.0%
Kazakhstan National Anti-Doping Centre	70	-	-	2338	-	1	-	-	-	-	2408	-	0.0%
National Anti-Doping Agency Austria GmbH	346	3	11	1015	9	1	-	-	113	-	1474	0.8%	0.8%
Cuba National Anti-Doping Agency	86	-	-	1227	14	1	-	-	-	-	1313	1.1%	0.1%
Anti Doping Denmark	546	11	4	763	17	2	-	-	-	-	1309	2.1%	0.5%
Czech Anti-Doping Committee	959	2	21	293	-	2	-	-	52	-	1304	0.2%	1.8%
Drug Free Sport New Zealand	448	1	7	729	-	1	3	-	30	-	1210	0.1%	0.7%
Magyar Antidopping Csoport - HUNADO	404	2	5	652	2	1	-	-	64	-	1120	0.4%	0.5%
Venezuela NADO	989	4	10	142	2	1	-	-	-	-	1131	0.5%	1.0%
Hellenic National Council for Combatting Doping	754	6	5	353	1	6	-	-	-	-	1107	0.6%	1.0%
French Community of Belgium NADO	883	13	25	91	2	-	-	-	-	-	974	1.5%	2.6%
Irish Sports Council	320	-	9	467	-	1	-	-	108	-	895	-	1.1%
Croatian Institute for Toxicology and Antidoping	647	7	14	233	1	-	-	-	-	-	880	0.9%	1.6%
Indonesian Anti-Doping Agency	794	2	7	45	-	-	-	-	-	-	839	0.2%	0.8%
Saudi Arabian Antidoping Committee	482	3	33	-	-	-	-	-	-	-	482	0.6%	6.8%
Qatar National Antidoping Committee	312	1	6	127	-	1	-	-	-	-	439	0.2%	1.6%
United Arab Emirates National Anti-doping Committee	375	1	7	46	-	2	-	-	-	-	421	0.2%	2.1%
Anti-Doping Centre Bulgaria	248	3	13	141	-	-	-	-	26	-	415	0.7%	3.1%
Anti-Doping Agency of Malaysia	376	1	8	26	-	2	-	-	-	-	402	0.2%	2.5%
Cyprus Anti-Doping Authority	308	1	3	59	-	3	-	-	4	-	371	0.3%	1.6%
Anti-Doping Agency of Serbia	249	1	3	82	1	-	-	-	-	-	331	0.6%	0.9%
Hong Kong Anti-Doping Committee	60	-	7	216	-	-	-	-	7	-	283	-	2.5%
Agency for Anti-Doping Control of Bosnia and Herzegovina	183	-	2	67	-	1	-	-	-	-	250	-	1.2%
Anti-Doping Singapore	119	-	7	127	-	-	-	-	1	-	247	-	2.8%
Belarus National Anti-Doping Agency	13	-	-	232	8	5	-	-	-	-	245	3.3%	2.0%
Chinese Taipei Anti-Doping Agency	36	-	-	197	-	1	-	-	-	-	233	-	0.4%
Slovak Anti-Doping Agency	77	-	4	150	-	1	-	-	-	-	227	-	2.2%
Kuwait Anti-Doping Committee	222	-	17	-	-	-	-	-	-	-	222	-	7.7%
Anti-Doping Uruguay	195	1	8	18	-	-	-	-	-	-	213	0.5%	3.8%
Chile National Anti-Doping Commission	176	1	11	26	-	-	-	-	-	-	202	0.5%	5.4%
Egypt National Anti-doping Organization	92	-	2	91	-	1	-	-	-	-	183	-	1.6%
Iran National Anti-Doping Organization	141	1	10	40	-	1	-	-	-	-	181	0.6%	6.1%
Anti-Doping department of State Sports Medicine Centre	86	3	1	67	3	-	-	-	-	-	153	3.9%	0.7%
Sri Lanka Anti Doping Agency	118	1	1	31	-	-	-	-	-	-	149	0.7%	0.7%
Estonian Anti-Doping Agency	35	-	-	94	8	-	-	-	1	-	130	6.2%	-
Brazil Anti-Doping Agency	3	-	-	125	-	6	-	-	-	-	128	-	4.7%
Luxembourg NADO	86	-	3	32	-	-	-	-	10	-	128	-	2.3%
National Olympic and Sports Association of Iceland	50	-	4	65	1	1	-	-	-	-	115	0.9%	4.3%



**Table F7: Total Samples by TA Category - National Anti-Doping Organizations (NADOs) - continued**

NADOs	Urine						Blood				Total		
	IC Samples	ATF	AAF	OOB Samples	ATF	AAF	IC Samples	AAF	OOB Samples	AAF	Samples	% ATF	% AAF
Ecuador NADO	84	-	6	25	-	-	-	-	-	-	109	-	5.5%
Jamaica Anti-Doping Commission	38	-	-	68	-	-	-	-	-	-	106	-	-
Slovenian Anti Doping Commission	40	1	-	64	2	-	-	-	-	-	104	2.9%	-
Anti-Doping Commission of Malta	82	-	5	19	-	-	-	-	-	-	101	-	5.0%
Israeli NADO	12	-	1	74	-	1	-	-	-	-	86	-	2.3%
Lithuanian Anti-Doping Agency	32	-	-	49	-	1	-	-	7	-	88	-	1.1%
New Caledonia NADO	84	3	3	2	-	-	-	-	-	-	86	3.5%	3.5%
Georgian Anti-Doping Agency	4	-	1	77	1	1	-	-	-	-	81	1.2%	2.5%
Bahrain Anti-Doping Committee	60	-	2	6	-	-	-	-	-	-	66	-	3.0%
Armenian National Antidoping Organization	-	-	-	65	-	-	-	-	-	-	65	-	-
Comision Nacional de Cultura Fisica y Deporte Mexico	63	1	5	-	-	-	-	-	-	-	63	1.6%	7.9%
Jordan Anti-doping Organization	13	-	-	46	-	-	-	-	-	-	59	-	-
Bermuda Sport Anti Doping Authority	39	-	-	19	-	-	-	-	-	-	58	-	-
Albania Ministry of Tourism Culture Youth and Sports	38	1	1	4	-	-	-	-	-	-	42	2.4%	2.4%
Guatemala NADO	18	-	6	21	-	2	-	-	-	-	39	-	20.5%
Anti-doping Organization of Pakistan	21	-	-	14	-	-	-	-	-	-	35	-	-
Nigeria National Anti-Doping Committee	30	-	2	5	-	1	-	-	-	-	35	-	8.6%
Comité Monegasque Antidopage	14	-	1	18	-	-	-	-	1	-	33	-	3.0%
l'Agence Nationale Antidopage Tunisie	13	-	1	18	-	-	-	-	-	-	31	-	3.2%
Service de la Jeunesse et sport de la Polynésie Française	20	-	4	10	-	-	-	-	-	-	30	-	13.3%
Instituto do Desporto do Governo de Macau	16	-	1	6	-	1	-	-	-	-	22	-	9.1%
Oman Anti-Doping Committee	22	-	1	-	-	-	-	-	-	-	22	-	4.5%
Organisation Deportiva Bolivariana	20	-	-	-	-	-	-	-	-	-	20	-	-
Turkish Cyprus Anti-Doping Agency	18	-	1	-	-	-	-	-	-	-	18	-	5.6%
Argentina National Anti-Doping Agency	16	-	-	-	-	-	-	-	-	-	16	-	-
Ministry of Youth and Sports Anti-doping Unit	14	-	-	2	-	-	-	-	-	-	16	-	-
National Anti-Doping Commission of Barbados	9	-	-	4	-	-	-	-	-	-	13	-	-
Andorra National Anti-Doping Commission	-	-	-	10	-	-	-	-	-	-	10	-	-
National Anti-doping Center of Ukraine	4	-	2	6	-	-	-	-	-	-	10	-	20.0%
Papua New Guinea Anti-doping Organization	10	-	-	-	-	-	-	-	-	-	10	-	-
Agence Française de Lutte contre le Dopage	-	-	-	6	-	3	-	-	1	-	7	-	42.9%
Comision Nacional Antidopaje Peru	6	-	-	-	-	-	-	-	-	-	6	-	-
Suriname Anti-Doping Autoriteit	3	-	-	3	-	-	-	-	-	-	6	-	-
Comitato Permanente Antidoping	-	-	-	5	-	-	-	-	-	-	5	-	-
Costa Rica NADO	4	-	4	-	-	-	-	-	-	-	4	-	100.0%
Myanmar National Anti-Doping Organization	2	-	2	-	-	-	-	-	-	-	2	-	100.0%
NADO Algérienne	2	-	-	-	-	-	-	-	-	-	2	-	-
Spain National Anti-Doping Agency* - see also Table F11	-	-	-	2	1	-	-	-	-	-	2	50.0%	-
<b>TOTAL</b>	<b>58,843</b>	<b>362</b>	<b>1,222</b>	<b>61,723</b>	<b>460</b>	<b>227</b>	<b>1,447</b>	<b>4</b>	<b>4,950</b>	<b>3</b>	<b>126,963</b>	<b>0.6%</b>	<b>1.1%</b>

\* Approximately 5,500 sample recorded in ADAMS as various National Federations in Spain were conducted under the Spain National Anti-Doping Agency

**Table F8: Total Samples by TA Category - Other Sport Organizations**

Other Sport Organization	Urine						Blood				Total		
	IC		AAF	OOC			IC		OOC		Samples	% ATF	% AAF
Samples	ATF	Samples		ATF	AAF	Samples	AAF	Samples	AAF				
Italian Ministry of Health Departement	1555	17	51	3	-	1	-	-	-	-	1558	1.1%	3.3%
World Anti-Doping Agency	-	-	-	621	4	6	-	-	292	-	913	0.4%	0.7%
World Triathlon Corporation	205	9	-	138	-	2	10	-	162	-	515	1.7%	0.4%
Irish Turf Club	183	-	5	-	-	-	-	-	-	-	183	-	2.7%
World Drug Free Powerlifting Federation	132	4	14	18	-	3	-	-	-	-	150	2.7%	11.3%
Nigerian National Sports Council	10	-	1	82	-	1	-	-	-	-	92	-	2.2%
Union Française des Œuvres Laïques d'Éducation Physique	78	-	4	6	-	-	-	-	-	-	84	-	4.8%
International Natural Bodybuilding Association	41	1	6	-	-	-	-	-	-	-	41	2.4%	14.6%
International Committee of Sports for the Deaf	33	-	-	4	-	-	-	-	-	-	37	-	-
JKA (Keirin) Foundation	36	-	-	-	-	-	-	-	-	-	36	-	-
World Boxing Council	35	-	-	-	-	-	-	-	-	-	35	-	-
International Sports Federation of Fire fighters & Rescuers	30	-	7	-	-	-	-	-	-	-	30	-	23.3%
International Wheelchair & Amputee Sports Federation	28	-	3	-	-	-	-	-	-	-	28	-	10.7%
Association Internationale pour le Développement de l'Apnée	24	-	-	-	-	-	-	-	-	-	24	-	-
Union Sportive des Polices d'Europe	24	1	-	-	-	-	-	-	-	-	24	4.2%	-
International Wheelchair Rugby Federation	16	-	-	7	-	-	-	-	-	-	23	-	-
International Drug Free Athletics	-	-	-	14	-	1	-	-	-	-	14	-	7.1%
World Ninepin Bowling Association e.V.	6	-	-	8	-	-	-	-	-	-	14	-	-
World Series Boxing	14	-	-	-	-	-	-	-	-	-	14	-	-
World Masters Athletics	13	-	3	-	-	-	-	-	-	-	13	-	23.1%
Engadin Skimarathon	12	-	1	-	-	-	-	-	-	-	12	-	8.3%
Fédération Internationale de Pétanque et jeu Provençal	12	-	-	-	-	-	-	-	-	-	12	-	-
International Blind Sport Association	3	-	-	9	-	1	-	-	-	-	12	-	8.3%
International Boxing Federation	10	-	-	-	-	-	-	-	-	-	10	-	-
World Bowls	10	-	-	-	-	-	-	-	-	-	10	-	-
International Wheelchair Basketball Federation	8	-	-	1	-	-	-	-	-	-	9	-	-
Kyokushin World Union	8	-	2	-	-	-	-	-	-	-	8	-	25.0%
World Boxing Organization	8	-	-	-	-	-	-	-	-	-	8	-	-
International Va'a Federation	7	-	-	-	-	-	-	-	-	-	7	-	-
International Billiards & Snooker Federation	7	-	-	-	-	-	-	-	-	-	7	-	-
Fédération Internationale de Boules	6	-	-	-	-	-	-	-	-	-	6	-	-
International Fresh Water Sport Fishing Federation	6	-	-	-	-	-	-	-	-	-	6	-	-
Cerebral Palsy International Sports & Recreation Association	5	-	-	-	-	-	-	-	-	-	5	-	-
Federation Sportive et Gymnique du Travail	5	-	2	-	-	-	-	-	-	-	5	-	40.0%
World Bodybuilding & Physique sports Federation	5	-	4	-	-	-	-	-	-	-	5	-	80.0%
World Boxing Association	5	-	-	-	-	-	-	-	-	-	5	-	-
World Mountain Running Association	5	-	-	-	-	-	-	-	-	-	5	-	-
Union Sportive Internationale des Polices	4	-	-	-	-	-	-	-	-	-	4	-	-

**Table F8: Total Samples by TA Category - Other Sport Organizations - continued**

Other Sport Organization	Urine						Blood				Total		
	IC Samples	ATF	AAF	OOC Samples	ATF	AAF	IC Samples	AAF	OOC Samples	AAF	Samples	% ATF	% AAF
World Dance Council	4	-	-	-	-	-	-	-	-	-	4	-	-
World Tenpin Bowling Association	2	-	-	2	-	-	-	-	-	-	4	-	-
Fédération des Clubs Sportif et Artistiques de la défense	3	-	-	-	-	-	-	-	-	-	3	-	-
International Pencak Silat Federation	3	-	-	-	-	-	-	-	-	-	3	-	-
Federation of International Touch	-	-	-	2	-	-	-	-	-	-	2	-	-
International Fly Sport Fishing Federation	2	-	-	-	-	-	-	-	-	-	2	-	-
International non-governmental organization for Sports Aerobics and Fitness	2	-	-	-	-	-	-	-	-	-	2	-	-
World Karate and Kickboxing Association	2	-	-	-	-	-	-	-	-	-	2	-	-
Association of Surfing Professionals	1	-	1	-	-	-	-	-	-	-	1	-	100.0%
International Cheer Union	1	1	-	-	-	-	-	-	-	-	1	100.0%	-
	2,609	33	104	915	4	15	10	-	454	-	3,988	0.9%	3.0%

**Table F9: Total Samples by TA Category - Regional Sport Organizations**

Regional Sport Organization	Urine						Blood				Total		
	IC Samples	ATF	AAF	OOC Samples	ATF	AAF	IC Samples	AAF	OOC Samples	AAF	Samples	% ATF	% AAF
Union of European Football Associations	1521	11	1	608	3	-	132	-	191	-	2452	0.6%	0.0%
South American Football Confederation	379	-	3	-	-	-	-	-	-	-	379	-	0.8%
European Athletics Association	319	3	4	-	-	-	-	-	-	-	319	0.9%	1.3%
European Judo Union	283	-	-	-	-	-	-	-	-	-	283	-	-
Ligue Europeenne de Natation	269	-	5	-	-	-	12	-	-	-	281	-	1.8%
Asian Football Confederation	264	-	1	-	-	-	-	-	-	-	264	-	0.4%
Confederation Africaine de Football	229	-	1	-	-	-	-	-	-	-	229	-	0.4%
European Volleyball Confederation (CEV)	144	-	-	-	-	-	-	-	-	-	144	-	-
European Handball Federation	116	-	-	14	1	-	-	-	-	-	130	0.8%	-
Six Nations Rugby Limited	109	-	-	-	-	-	-	-	-	-	109	-	-
European Rugby Cup	82	-	4	-	-	-	-	-	-	-	82	-	4.9%
European Powerlifting Federation	64	-	1	-	-	-	-	-	-	-	64	-	1.6%
Asia Swimming Federation	53	-	-	-	-	-	-	-	-	-	53	-	-
Asian Athletics Association	50	-	1	-	-	-	-	-	-	-	50	-	2.0%
European Karate Federation	49	-	-	-	-	-	-	-	-	-	49	-	-
European Boxing Union	45	1	1	-	-	-	-	-	-	-	45	2.2%	2.2%
Asian Powerlifting Federation	45	-	12	-	-	-	-	-	-	-	45	-	26.7%
European Armwrestling Federation	40	-	3	-	-	-	-	-	-	-	40	-	7.5%
Asian Volleyball Confederation	40	-	-	-	-	-	-	-	-	-	40	-	-
Confederation Africaine de Volleyball	30	-	1	-	-	-	-	-	-	-	30	-	3.3%
North American Central American and Caribbean Athletic Association	28	1	-	-	-	-	-	-	-	-	28	3.6%	-
Asian Shooting Confederation	26	-	-	-	-	-	-	-	-	-	26	-	-
South American Volleyball Confederation	25	-	-	-	-	-	-	-	-	-	25	-	-
European Canoe Association (ECA)	24	-	-	-	-	-	-	-	-	-	24	-	-

**Table F9: Total Samples by TA Category - Regional Sport Organizations - continued**

Regional Sport Organization	Urine						Blood				Total Samples	% ATF	% AAF
	IC Samples	ATF	AAF	OOO Samples	ATF	AAF	IC Samples	AAF	OOO Samples	AAF			
European Veterans Athletics Association	24	-	1	-	-	-	-	-	-	-	24	-	4.2%
Arab Cycling Federation	24	-	-	-	-	-	-	-	-	-	24	-	-
Archery Europe/Mediterranee	22	-	-	-	-	-	-	-	-	-	22	-	-
South American Sports Drug Agency	8	-	-	5	-	-	-	-	-	-	13	-	-
Union europeenne de gymnastique	13	-	-	-	-	-	-	-	-	-	13	-	-
Asian Hockey Federation	10	-	-	-	-	-	-	-	-	-	10	-	-
European Boxing Confederation	9	-	-	-	-	-	-	-	-	-	9	-	-
North American Powerlifting Association	9	-	1	-	-	-	-	-	-	-	9	-	11.1%
European Deaf Sport Organization	8	-	-	-	-	-	-	-	-	-	8	-	-
Association of Balkan Athletics Federations	6	-	1	-	-	-	-	-	-	-	6	-	16.7%
European Muaythai Federation	6	-	-	-	-	-	-	-	-	-	6	-	-
European Surfing Federation	5	-	-	-	-	-	-	-	-	-	5	-	-
Union Americana de Natacion	5	-	-	-	-	-	-	-	-	-	5	-	-
Badminton Asia Confederation	4	-	-	-	-	-	-	-	-	-	4	-	-
European Confederation of Roller Skating	4	-	-	-	-	-	-	-	-	-	4	-	-
European Federation of American Football	4	-	-	-	-	-	-	-	-	-	4	-	-
Asociación Sudamericana de Atletas Veteranos	4	-	-	-	-	-	-	-	-	-	4	-	-
Ligue francophone des poids et haltères	-	-	-	1	-	-	-	-	-	-	1	-	-
	4,399	16	41	628	4	-	144	-	191	-	5,362	0.4%	0.8%

**Table F10: Total Samples by TA Category - National Olympic Committees (NOCs)**

NOCs	Urine						Blood				Total Samples	% ATF	% AAF
	IC Samples	ATF	AAF	OOO Samples	ATF	AAF	IC Samples	AAF	OOO Samples	AAF			
Turkish National Olympic Committee	415	5	18	105	-	6	-	-	-	-	520	1.0%	4.6%
Guatemala CNO	133	-	12	23	-	1	-	-	-	-	156	-	8.3%
Mongolian National Olympic Committee	66	-	2	46	-	1	-	-	-	-	112	-	2.7%
Libyan Olympic Committee	-	-	-	46	1	-	-	-	-	-	46	2.2%	-
Comite National Olympique Marocain	33	-	-	1	-	-	-	-	-	-	34	-	-
Olympic Committee – Puerto Rico	15	-	-	18	-	-	-	-	-	-	33	-	-
Botswana Olympic Committee	13	-	-	12	-	-	-	-	-	-	25	-	-
Namibia National Olympic Committee	8	-	-	7	-	-	-	-	-	-	15	-	-
Com. Olimp. Ecuatoriano	6	-	-	-	-	-	-	-	-	-	6	-	-
Mozambique National Olympic Committee	-	-	-	5	-	-	-	-	-	-	5	-	-
Com. Olimp. Boliviano	-	-	-	4	-	-	-	-	-	-	4	-	-
Maltese Olympic Committee	4	-	-	-	-	-	-	-	-	-	4	-	-
Zimbabwe Olympic Committee	4	-	-	-	-	-	-	-	-	-	4	-	-
Bhutan Olympic Committee	3	-	-	-	-	-	-	-	-	-	3	-	-
Suriname National Olympic Committee	-	-	-	1	-	-	-	-	-	-	1	-	-
	700	5	32	268	1	8	-	-	-	-	968	0.6%	4.1%

**Table F11: Total Samples by TA Category - National Federations (NFs)**

National Federations (NF)	Urine						Blood				Total		
	IC Samples	ATF	AAF	OOB Samples	ATF	AAF	IC Samples	AAF	OOB Samples	AAF	Samples	% ATF	% AAF
National Federations - France	4969	27	175	1578	3	9	176	1	108	-	6,831	0.44%	2.69%
National Federations - Spain*	3715	8	86	1892	1	6	3	-	170	-	5,780	0.16%	1.59%
National Federations - Brazil	4592	4	33	209	-	5	-	-	-	-	4,801	0.08%	0.79%
National Federations - Other	4,013	13	81	649	5	31	12	-	2	-	4,676	0.38%	2.40%
National Federations - Germany	3985	1	37	30	-	-	-	-	-	-	4,015	0.02%	0.92%
National Federations - Korea	719	-	1	4	-	-	-	-	-	-	723	-	0.14%
National Federations - Italy	105	-	2	59	-	1	6	-	11	-	181	-	1.66%
National Federations - Australia	44	-	1	48	-	-	1	-	3	-	96	-	1.04%
National Federations - Belgium	83	1	1	-	-	-	-	-	-	-	83	1.20%	1.20%
National Federations - Hong Kong	56	-	1	2	-	-	-	-	-	-	58	-	1.72%
	<b>22281</b>	<b>54</b>	<b>418</b>	<b>4471</b>	<b>9</b>	<b>52</b>	<b>198</b>	<b>1</b>	<b>294</b>	<b>-</b>	<b>27,244</b>	<b>0.23%</b>	<b>1.73%</b>

\* Approximately 5,500 samples recorded in ADAMS as various National Federations in Spain were conducted under the Spain National Anti-Doping Agency

**Table F12: GC/C/IRMS Tests Conducted per Testing Authority**

Testing Authority	GC/C/IRMS					
	IC		OOC		Total	% AAF
	Samples	AAF	Samples	AAF		
Antidoping Switzerland	149	2	432	1	581	0.5%
Japan Anti-Doping Agency	513	-	36	-	549	-
World Anti-Doping Agency	-	-	545	-	545	-
Chinese Anti-Doping Agency	93	-	417	1	510	0.2%
United States Anti-Doping Agency	42	3	281	3	323	1.9%
International Cycling Union	222	4	96	2	318	1.9%
Russian National Anti-Doping Organization	175	5	114	4	289	3.1%
Canadian Centre for Ethics in Sport	77	4	102	2	179	3.4%
German National Anti-Doping Agency	19	2	79	-	98	2.0%
International Association of Athletics Federations	62	9	35	-	97	9.3%
International Tennis Federation	84	-	8	-	92	-
Comitato Olimpico Nazionale Italiano	51	1	26	1	77	2.6%
Poland Commission against Doping in Sports	38	4	38	-	76	5.3%
Anti-Doping Norway	25	1	45	1	70	2.9%
National Anti-Doping Agency Austria GmbH	42	1	24	-	66	1.5%
Anti Doping Authority the Netherlands	41	2	22	-	63	3.2%
International Weightlifting Federation	33	3	26	-	59	5.1%
Australian Sports Anti-Doping Authority	18	1	40	1	58	3.4%
Finnish Anti-Doping Agency	23	-	31	2	54	3.7%
UK Anti-Doping	46	1	8	2	54	5.6%
Fédération Française de Cyclisme	47	1	3	-	50	2.0%
Union of European Football Associations	11	-	39	-	50	-
Deutscher Fussball Bund	47	-	-	-	47	-
Federation Francaise de Rugby	29	2	11	-	40	5.0%
French Community of Belgium NADO	34	-	5	-	39	-
Swedish Sports Confederation Anti-Doping Group	14	-	25	1	39	2.6%
Fédération Française de Athlétisme	36	3	-	-	36	8.3%
International Biathlon Union	6	-	28	-	34	-
Czech Anti-Doping Committee	25	-	7	1	32	3.1%
Colombian NADO	21	1	11	-	32	3.1%
Drug Free Sport New Zealand	9	-	22	-	31	-
Autoridade Antidopagem de Portugal	24	3	5	-	29	10.3%
National Anti Doping Agency -India	24	13	5	1	29	48.3%
NADO Flanders	15	-	13	1	28	3.6%
Sports Authority of Thailand	21	-	6	3	27	11.1%
Anti Doping Denmark	7	1	19	1	26	7.7%
Fédération Française de Triathlon	24	-	2	-	26	-
Thailand Weightlifting Federation	-	-	26	25	26	96.2%
International Rugby Board	10	1	15	-	25	4.0%
Fédération Internationale de Natation	6	-	18	-	24	-
Spanish Football Federation	21	-	1	-	22	-
International Skating Union	12	-	10	-	22	-
Fédération Française de Football	14	-	7	-	21	-
Federation Francaise d'Halterophilie Musculation Force Athletique et Culturisme	12	3	7	-	19	15.8%
World Triathlon Corporation	15	-	4	1	19	5.3%
Italian Ministry of Health Departement	18	1	-	-	18	5.6%
Spanish Cycling Federation	13	2	5	-	18	11.1%
Indonesian Anti-Doping Agency	15	-	2	-	17	-
Spanish Athletics Federation	8	-	8	-	16	-
French Swimming Federation	12	-	4	-	16	-
International Ski Federation	3	-	12	-	15	-

**Table F12: GC/C/IRMS Tests Conducted per Testing Authority - continued**

Testing Authority	GC/C/IRMS					
	IC		OOC		Total	% AAF
	Samples	AAF	Samples	AAF		
International Triathlon Union	13	-	2	-	15	-
Spanish Basketball Federation	11	-	3	-	14	-
Fédération Française de Basket-ball	9	-	3	-	12	-
Estonian Anti-Doping Agency	1	-	10	-	11	-
Turkish Football Federation	11	-	-	-	11	-
International Bobsleigh and Skeleton Federation	4	-	7	-	11	-
Fédération Française de Handball	5	-	5	-	10	-
Deutsche Triathlon Union	10	-	-	-	10	-
Fédération Internationale de Football Association	4	-	6	-	10	-
French Rowing Federation	-	-	9	-	9	-
Bund Deutscher Radfahrer	9	2	-	-	9	22.2%
Hong Kong Anti-Doping Committee	4	1	5	-	9	11.1%
Olympic Council of Asia	9	-	-	-	9	-
International Federation of Associated Wrestling Styles	6	3	3	-	9	33.3%
Irish Sports Council	4	-	5	-	9	-
Jamaica Anti-Doping Commission	3	-	6	-	9	-
International Baseball Federation	9	-	-	-	9	-
International Boxing Association	7	-	1	-	8	-
Spanish Triathlon Federation	5	-	3	-	8	-
Fédération Française Handisport	4	-	4	-	8	-
Anti-Doping Uruguay	7	-	1	-	8	-
International Cricket Council	6	-	2	-	8	-
Guatemala CNO	7	2	1	-	8	25.0%
Belarus National Anti-Doping Agency	-	-	7	1	7	14.3%
Badminton World Federation	7	-	-	-	7	-
Fédération Française de Hockey sur Glace	4	-	3	-	7	-
International Olympic Committee	7	2	-	-	7	28.6%
South African Institute for Drug-Free Sport	7	4	-	-	7	57.1%
Union Française des Œuvres Laïques d'Éducation Physique	7	1	-	-	7	14.3%
International Volleyball Federation	4	-	3	-	7	-
Deutscher Leichtathletik-Verband	7	1	-	-	7	14.3%
Bundesverband Deutscher Kraftdreikämpfer	7	2	-	-	7	28.6%
Croatian Institute for Toxicology and Antidoping	2	-	4	-	6	-
Hellenic National Council for Combatting Doping	4	-	2	1	6	16.7%
Anti-Doping department of State Sports Medicine Centre	3	-	3	-	6	-
Ukrainian Football Federation	5	-	1	-	6	-
Spain Blind sports federation	2	-	4	-	6	-
International Powerlifting Federation	5	1	1	1	6	33.3%
Tug-of-War International Federation	6	-	-	-	6	-
International Hockey Federation	1	-	4	-	5	-
Fédération Française de Volley-ball	3	-	2	-	5	-
Kuwait Anti-Doping Committee	5	4	-	-	5	80.0%
Lithuanian Anti-Doping Agency	1	-	4	-	5	-
Roumanian National Anti-Doping Agency	2	1	3	-	5	20.0%
Turkish National Olympic Committee	5	-	-	-	5	-
International Federation of American Football	4	-	1	-	5	-
Saudi Arabian Antidoping Committee	5	-	-	-	5	-
Brazilian Rowing Confederation	-	-	5	-	5	-
Brazilian Confederation of Taekwondo	-	-	5	-	5	-
Caribbean Regional Anti-Doping Organization	-	-	5	-	5	-
Federacion Espanola de Karate	2	-	2	-	4	-
Spanish Motor Sport Federation	4	1	-	-	4	25.0%

**Table F12: GC/C/IRMS Tests Conducted per Testing Authority - continued**

Testing Authority	GC/C/IRMS					
	IC		OOC		Total	% AAF
	Samples	AAF	Samples	AAF		
Real Federación Española de Hockey	3	-	1	-	4	-
French Fencing Federation	2	-	2	-	4	-
Federation Francaise de Taekwondo et Disciplines Associees	4	-	-	-	4	-
Magyar Antidopping Csoport	-	-	4	-	4	-
World Dance Sport Federation	3	-	1	-	4	-
International Rowing Federation	1	-	3	-	4	-
Federacion Nacional de Futbol de Guatemala	4	-	-	-	4	-
Qatar National Antidoping Committee	-	-	4	1	4	25.0%
Fédération Internationale d'Escrime	4	-	-	-	4	-
Bermuda Sport Anti Doping Authority	3	-	1	-	4	-
Guatemala NADO	2	-	2	-	4	-
Luxembourg NADO	2	-	1	-	3	-
South American Football Confederation	3	-	-	-	3	-
Spanish Skating Federation	2	-	1	-	3	-
Spanish Federation of Archery	3	-	-	-	3	-
Fédération Française de Boxe	2	-	1	-	3	-
Fédération Française de Badminton	3	-	-	-	3	-
Fédération Française de Judo Jujitsu Kendo et Disciplines Associées	2	-	1	-	3	-
Fédération Française de Tennis	3	-	-	-	3	-
Fédération Française de Tennis de Table	1	-	2	-	3	-
International Ice Hockey Federation	3	-	-	-	3	-
International Natural Bodybuilding Association	3	1	-	-	3	33.3%
Football Federation of Iran	3	1	-	-	3	33.3%
Turkish Basketball Federation	3	-	-	-	3	-
World Curling Federation	1	-	2	-	3	-
International Judo Federation	3	-	-	-	3	-
Brazilian Boxing Confederation	-	-	3	-	3	-
Irish Turf Club	3	-	-	-	3	-
World Archery Federation	2	-	1	-	3	-
Suriname Anti-Doping Autoriteit	3	-	-	-	3	-
Anti-Doping Agency of Malaysia	2	1	-	-	2	50.0%
Albania Ministry of Tourism Culture Youth and Sports	2	-	-	-	2	-
Austrian Powerlifting Federation (ÖVK)	2	-	-	-	2	-
Anti-Doping Centre Bulgaria	2	-	-	-	2	-
Conseil International des Sports Militaires	2	-	-	-	2	-
Comité Monegasque Antidopage	-	-	2	-	2	-
Ecuador NADO	1	-	1	-	2	-
European Rugby Cup	2	-	-	-	2	-
Spanish Federation Canoe/Kayak	-	-	2	-	2	-
Federacion Espanola de Kickboxing	1	-	1	-	2	-
Spanish Badminton Federation	-	-	2	-	2	-
Spain Golf Federation	1	-	1	-	2	-
Spanish Billiards Federation (RFEB)	2	-	-	-	2	-
Spanish Winter Sports Federation	1	-	1	-	2	-
Rowing Federation of Spain	1	-	1	-	2	-
Spanish Tennis Federation	2	-	-	-	2	-
Spanish Federation of Olympic Wrestling and Associated Sports	2	-	-	-	2	-
Fédération Française de Sports de Contact et Disciplines Assimilées	2	-	-	-	2	-
International Basketball Federation	1	-	1	-	2	-
Federation Francaise de Lutte	2	-	-	-	2	-
Fédération Française de Golf	2	1	-	-	2	50.0%
Fédération Française de Gymnastique	1	-	1	-	2	-



**Table F12: GC/C/IRMS Tests Conducted per Testing Authority - continued**

Testing Authority	GC/C/IRMS				Total	% AAF
	IC		OOC			
	Samples	AAF	Samples	AAF		
Fédération Française de la Montagne et de l'Escalade	2	-	-	-	2	-
Fédération Française de Roller Skating	2	-	-	-	2	-
Fédération Française de Sport Universitaire	2	-	-	-	2	-
Deutscher Kanu-Verband	2	-	-	-	2	-
Deutsche Eislauf-Union	2	-	-	-	2	-
International Canoe Federation	2	-	-	-	2	-
International Federation of Sport Climbing	1	-	1	-	2	-
International Korfball Federation	2	-	-	-	2	-
International Surfing Association	2	-	-	-	2	-
International Table Tennis Federation	2	-	-	-	2	-
Malta Football Association	2	-	-	-	2	-
Union Internationale de Pentathlon Modern	1	-	1	-	2	-
World Confederation of Billiards Sports	2	-	-	-	2	-
World Drug Free Powerlifting Federation	2	-	-	-	2	-
Africa Zone IV	-	-	2	-	2	-
Federation Algerienne de Football	2	-	-	-	2	-
Brazilian Aquatics Confederation	2	1	-	-	2	50%
Confederação Brasileira de Automolismo	2	-	-	-	2	-
Egypt National Anti-doping Organization	1	-	1	-	2	-
Fédération Internationale de l'Automobile	1	-	1	-	2	-
International Gymnastics Federation	-	-	2	-	2	-
Brazilian Weightlifting Confederation	-	-	2	-	2	-
Canadian Bodybuilding Federation	-	-	2	-	2	-
Libyan Olympic Committee	-	-	2	-	2	-
Olympic Committee – Puerto Rico	1	-	1	-	2	-
Spain Federation of Fencing	-	-	1	-	1	-
Anti-Doping Agency of Serbia	1	-	-	-	1	-
Anti-Doping Singapore	-	-	1	-	1	-
Agence Française de Lutte contre le Dopage	-	-	1	1	1	100%
Africa Zone I	-	-	1	-	1	-
Asian Powerlifting Federation	1	1	-	-	1	100%
Athletics Australia	-	-	1	-	1	-
Asian Volleyball Confederation	1	-	-	-	1	-
Bund Deutscher Berufsboxer e.V	1	-	-	-	1	-
GymnastiekFederatie Vlaanderen vzw	1	-	-	-	1	-
Agency for Anti-Doping Control of Bosnia and Herzegovina	-	-	1	-	1	-
Confederação Brasileira de Atletismo	1	-	-	-	1	-
Brazilian Basketball Confederation	1	1	-	-	1	100%
Rio de Janeiro Football Federation	1	-	-	-	1	-
World Underwater Federation	1	-	-	-	1	-
Costa Rican Cycling Federation	1	-	-	-	1	-
Costa Rica NADO	1	-	-	-	1	-
Chinese Taipei Anti-Doping Agency	-	-	1	-	1	-
Cyprus Anti-Doping Authority	1	-	-	-	1	-
Czech Roller Skating Association	1	-	-	-	1	-
Deutscher Tanzsportverband	1	-	-	-	1	-
European Athletics Association	1	-	-	-	1	-
European Judo Union	1	-	-	-	1	-
European Powerlifting Federation	1	-	-	-	1	-
Spain Swimming Federation	1	-	-	-	1	-
Spain Federation of Basque Pelota	-	-	1	-	1	-
Spanish Rugby Federation	-	-	1	-	1	-

**Table F12: GC/C/IRMS Tests Conducted per Testing Authority - continued**

Testing Authority	GC/C/IRMS					
	IC		OOC		Total	% AAF
	Samples	AAF	Samples	AAF		
Spanish Sports Federation for People with Physical Disabilities	1	-	-	-	1	-
Spanish federation of Mountaineering and Climbing	-	-	1	-	1	-
Spanish Handball Federation (RFEBM)	1	-	-	-	1	-
Spanish Federation of Judo and associated sports	1	-	-	-	1	-
Spanish Federation of Padel	1	-	-	-	1	-
Real Federación Española de Tiro Olímpico	1	-	-	-	1	-
GV Gobierno Vasco	-	-	1	-	1	-
Spanish Volleyball Federation	-	-	1	-	1	-
European Handball Federation	-	-	1	-	1	-
European Volleyball Confederation (CEV)	1	-	-	-	1	-
European Veterans Athletics Association	1	1	-	-	1	100%
Federation Francaise de la Course Landaise	1	-	-	-	1	-
Fédération Française d'Etude et Sports Sous-Marins	1	-	-	-	1	-
Federation Francaise de Full Contact & Disciplines	-	-	1	-	1	-
Federation of International Bandy	1	-	-	-	1	-
International Motorcycle Federation	-	-	1	-	1	-
International University Sport Federation	1	-	-	-	1	-
Fédération Française de Course d'Orientation	1	-	-	-	1	-
Federation Française de Football Americain	1	-	-	-	1	-
Fédération Française du Sport Automobile	1	-	-	-	1	-
Fédération Française de Tir à l'Arc	1	-	-	-	1	-
Fédération Française de Baseball et Softball	1	-	-	-	1	-
Federation Française de Course Camarguaise	1	-	-	-	1	-
French Canoe Kayak Federation	1	-	-	-	1	-
Fédération Française de Hockey	-	-	1	-	1	-
Fédération Française de Motocyclisme	1	-	-	-	1	-
Fédération Française de Pelote Basque	1	-	-	-	1	-
Fédération Française de Pétanque	1	-	-	-	1	-
Fédération Française de Voile	-	-	1	-	1	-
Fédération Française de Ski	1	-	-	-	1	-
French Squash Federation	1	-	-	-	1	-
Six Nations Rugby Limited	1	-	-	-	1	-
Georgian Anti-Doping Agency	-	-	1	-	1	-
Deutscher Schwimmverband	1	-	-	-	1	-
Deutsche Billard Union e.V.	1	-	-	-	1	-
Deutscher Basketball Bund	1	-	-	-	1	-
Deutscher Hockey-Bund	1	-	-	-	1	-
Deutscher Eisstock-Verband	1	-	-	-	1	-
Deutscher Judobund	1	-	-	-	1	-
Deutsche Lebens-Rettungs-Gesellschaft	1	-	-	-	1	-
Deutscher Ruderverband	1	-	-	-	1	-
Deutscher Rollsport und Inline-Verband	1	-	-	-	1	-
Deutscher Segler-Verband	1	-	-	-	1	-
Deutscher Schützenbund	1	-	-	-	1	-
Hong Kong Amateur Swimming Association (HKASA)	1	-	-	-	1	-
Hong Kong Badminton Association	1	-	-	-	1	-
Hong Kong Paralympic Committee & Sports Association for the Physically Disabled	1	-	-	-	1	-
Hong Kong Triathlon Association	1	-	-	-	1	-
International Cheer Union	1	-	-	-	1	-
International Floorball Federation	1	-	-	-	1	-
International Handball Federation	1	-	-	-	1	-
International Paralympic Committee	-	-	1	1	1	100%

**Table F12: GC/C/IRMS Tests Conducted per Testing Authority - continued**

Testing Authority	GC/C/IRMS					
	IC		OOC		Total	% AAF
	Samples	AAF	Samples	AAF		
Iran National Anti-Doping Organization	1	-	-	-	1	-
International Softball Federation	1	-	-	-	1	-
National Olympic and Sports Association of Iceland	-	-	1	-	1	-
International Waterski & Wakeboard Federation	-	-	1	-	1	-
Korean Anti-Doping Agency	1	1	-	-	1	100%
Kenya Athletics Federation	1	1	-	-	1	100%
Ligue Europeenne de Natation	1	-	-	-	1	-
Instituto do Desporto do Governo de Macau	1	-	-	-	1	-
Fédération Royale Marocaine d'Escrime	1	-	-	-	1	-
North American Central American and Caribbean Athletic Association	1	-	-	-	1	-
Nigerian National Sports Council	-	-	1	1	1	100%
Organisation Deportiva Bolivariana	1	-	-	-	1	-
Oceania Regional Anti-Doping Organization	-	-	1	-	1	-
Central American RADO	-	-	1	-	1	-
Sri Lanka Anti Doping Agency	1	-	-	-	1	-
University Sport Board of Thailand	1	-	-	-	1	-
United Arab Emirates National Anti-doping Committee	1	-	-	-	1	-
USA Powerlifting	1	-	-	-	1	-
Union Sportive des Polices d'Europe	1	-	-	-	1	-
Verband Deutscher Sporttaucher	1	-	-	-	1	-
World Bridge Federation	1	-	-	-	1	-
World Darts Federation	1	-	-	-	1	-
Brazilian Cycling Confederation	1	-	-	-	1	-
Brazilian Handball Confederation	1	-	-	-	1	-
International Drug Free Athletics	-	-	1	-	1	-
South American Sports Drug Agency	-	-	1	-	1	-
World Minigolf Sport Federation	1	-	-	-	1	-
	<b>2780</b>	<b>109</b>	<b>2944</b>	<b>61</b>	<b>5724</b>	

**Table F13: EPO Tests Conducted per Testing Authority**

Testing Authority	EPO				Total	% AAF
	IC		OOC			
	Samples	AAF	Samples	AAF		
International Cycling Union	1137	6	3117	3	4254	0.21%
Russian National Anti-Doping Organization	1329	-	1734	-	3063	-
German National Anti-Doping Agency	82	-	2618	1	2700	0.04%
International Association of Athletics Federations	741	-	651	-	1392	-
Chinese Anti-Doping Agency	185	-	755	2	940	0.21%
Comitato Olimpico Nazionale Italiano	530	3	310	1	840	0.48%
International Olympic Committee	746	1	23	-	769	0.13%
Union of European Football Associations	278	-	471	-	749	-
International Biathlon Union	567	-	151	-	718	-
World Anti-Doping Agency	-	-	595	-	595	-
Antidoping Switzerland	68	-	520	-	588	-
NADO Flanders	442	2	129	-	571	0.35%
Hellenic National Council for Combatting Doping	405	-	58	-	463	-
United States Anti-Doping Agency	35	3	378	-	413	0.73%
International Ski Federation	99	-	310	-	409	-
UK Anti-Doping	207	1	202	-	409	0.24%
National Anti-Doping Agency Austria GmbH	125	1	277	-	402	0.25%
Australian Sports Anti-Doping Authority	125	-	263	-	388	-
Anti Doping Authority the Netherlands	177	-	163	-	340	-
World Triathlon Corporation	202	-	137	1	339	0.29%
Canadian Centre for Ethics in Sport	149	-	178	-	327	-
Autoridade Antidopagem de Portugal	18	-	264	1	282	0.35%
Italian Ministry of Health Departement	264	7	3	-	267	2.62%
Cyprus Anti-Doping Authority	190	-	21	-	211	-
Deutscher Fussball Bund	206	-	-	-	206	-
Irish Sports Council	1	-	204	-	205	-
International Tennis Federation	162	-	38	-	200	-
Fédération Française de Cyclisme	182	1	15	-	197	0.51%
French Community of Belgium NADO	173	-	-	-	173	-
Anti-Doping Norway	27	-	145	-	172	-
Poland Commission against Doping in Sports	77	-	89	-	166	-
Roumanian National Anti-Doping Agency	30	-	128	-	158	-
International Triathlon Union	97	-	46	-	143	-
International Paralympic Committee	89	-	47	-	136	-
South African Institute for Drug-Free Sport	94	-	33	1	127	0.79%
Finnish Anti-Doping Agency	16	-	110	-	126	-
Deutsche Triathlon Union	106	-	-	-	106	-
Spanish Athletics Federation	6	-	98	-	104	-
Fédération Internationale de Natation	18	-	81	-	99	-
Fédération Française de Athlétisme	70	2	26	1	96	3.13%
GV Gobierno Vasco	83	1	10	-	93	1.08%
Fédération Internationale de Football Association	88	-	-	-	88	-
Drug Free Sport New Zealand	20	-	67	-	87	-
International Rowing Federation	-	-	87	1	87	1.15%
International Skating Union	35	-	46	-	81	-
World Underwater Federation	64	-	4	-	68	-
Anti Doping Denmark	19	-	37	-	56	-
Magyar Antidopping Csoport	11	-	41	-	52	-

**Table F13: EPO Tests Conducted per Testing Authority (continued)**

Testing Authority	EPO				Total	% AAF
	IC Samples	AAF	OOB Samples	AAF		
Fédération Française de Football	51	-	1	-	52	-
Anti-Doping Centre Bulgaria	-	-	44	-	44	-
National Anti Doping Agency -India	43	-	-	-	43	-
Japan Anti-Doping Agency	35	-	7	-	42	-
Union Internationale de Pentathlon Moderne	14	-	27	-	41	-
Olympic Council of Asia	41	-	-	-	41	-
European Athletics Association	35	-	-	-	35	-
Kenya Athletics Federation	34	-	-	-	34	-
Colombian NADO	33	-	-	-	33	-
Luxembourg NADO	22	1	10	-	32	3.13%
Confederação Brasileira de Atletismo	30	-	1	-	31	-
Spanish Cycling Federation	8	-	21	-	29	-
Swedish Sports Confederation Anti-Doping Group	11	-	13	-	24	-
International Ski Mountaineering Federation	10	-	13	-	23	-
Asociación de Clubes de Traineras	-	-	22	-	22	-
International Roller Sports Federation	20	-	2	-	22	-
Guatemala CNO	19	-	1	-	20	-
Anti-Doping Uruguay	19	2	1	-	20	10.00%
Rowing Federation of Spain	8	-	10	-	18	-
New Caledonia NADO	18	-	-	-	18	-
Chinese Taipei Anti-Doping Agency	14	-	3	-	17	-
Spanish Federation Canoe/Kayak	-	-	17	-	17	-
International Rugby Board	12	-	5	-	17	-
Athletics Australia	10	-	6	-	16	-
Federation Francaise de Rugby	8	-	7	-	15	-
Slovenian Anti Doping Commission	1	-	14	-	15	-
Korean Anti-Doping Agency	14	-	-	-	14	-
Spanish Triathlon Federation	-	-	13	-	13	-
Fédération Française de Triathlon	11	-	-	-	11	-
Turkish National Olympic Committee	-	-	11	-	11	-
Fench Swimming Federation	8	-	2	-	10	-
Czech Anti-Doping Committee	5	-	4	-	9	-
Lithuanian Anti-Doping Agency	-	-	9	-	9	-
Italian Paralympic Committee	6	-	2	-	8	-
Six Nations Rugby Limited	8	-	-	-	8	-
Anti-Doping Singapore	6	-	1	-	7	-
Spanish Tennis Federation	-	-	7	-	7	-
International Bobsleigh and Skeleton Federation	-	-	7	-	7	-
Kuwait Anti-Doping Committee	7	-	-	-	7	-
Andorra National Anti-Doping Commission	-	-	6	-	6	-
Fédération Internationale d'Escrime	-	-	6	-	6	-
Deutscher Rollsport und Inline-Verband	6	-	-	-	6	-
Hong Kong Anti-Doping Committee	4	-	2	-	6	-
International Weightlifting Federation	-	-	6	-	6	-
Brazilian Cycling Confederation	5	-	-	-	5	-
Comité Monegasque Antidopage	1	-	4	-	5	-
International Sailing Federation	-	-	5	-	5	-
Conseil International des Sports Militaires	4	-	-	-	4	-
Italian Athletics Federation	4	-	-	-	4	-

**Table F13: EPO Tests Conducted per Testing Authority (continued)**

Testing Authority	IC		EPO		Total	% AAF
	Samples	AAF	Samples	AAF		
International Hockey Federation	-	-	4	-	4	-
Olympic Committee – Puerto Rico	4	-	-	-	4	-
South American Football Confederation	3	-	-	-	3	-
International Federation of Associated Wrestling Styles	-	-	3	-	3	-
Jamaica Anti-Doping Commission	1	-	2	-	3	-
Central American RADO	3	-	-	-	3	-
Agence Française de Lutte contre le Dopage	-	-	2	1	2	50.00%
European Veterans Athletics Association	2	-	-	-	2	-
Federation of International Bandy	-	-	2	-	2	-
International Gymnastics Federation	-	-	2	-	2	-
Deutscher Leichtathletik-Verband	2	-	-	-	2	-
International Canoe Federation	-	-	2	-	2	-
International Netball Federation	-	-	2	-	2	-
Anti-Doping department of State Sports Medicine Centre	2	-	-	-	2	-
Ligue Europeenne de Natation	2	-	-	-	2	-
International Boxing Association	-	-	1	-	1	-
Spain Blind Sports Federation	-	-	1	-	1	-
Spain National Anti-Doping Agency	-	-	1	-	1	-
Real Federación Española de Hockey	-	-	1	-	1	-
Royal Spanish Sailing Federation	-	-	1	-	1	-
International Volleyball Federation	-	-	1	-	1	-
Fédération Française de Handball	-	-	1	-	1	-
French Rowing Federation	-	-	1	-	1	-
Fédération Française de la Montagne et de l'Escalade	1	-	-	-	1	-
Fédération Française de Tennis	-	-	1	-	1	-
Hong Kong Triathlon Association	1	-	-	-	1	-
International Committee of Sports for the Deaf	1	-	-	-	1	-
International Lifesaving Federation	-	-	1	-	1	-
Sri Lanka Anti Doping Agency	1	-	-	-	1	-
Service de la Jeunesse et sport de la Polynésie Française	1	-	-	-	1	-
World Archery Federation	-	-	1	-	1	-
World Karate Federation	-	-	1	-	1	-
	<b>10,384</b>	<b>31</b>	<b>15,021</b>	<b>13</b>	<b>25,405</b>	

**Table F14: hGH Tests Conducted per Testing Authority**

Testing Authority	IC		hGH		Total	% AAF
	Samples	AAF	Samples	AAF		
International Association of Athletics Federations	160	-	2200	1	2360	0.04%
Chinese Anti-Doping Agency	20	-	584	-	604	-
German National Anti-Doping Agency	-	-	535	-	535	-
Australian Sports Anti-Doping Authority	60	-	247	-	307	-
Roumanian National Anti-Doping Agency	26	-	274	-	300	-
Union of European Football Associations	121	-	160	-	281	-
Comitato Olimpico Nazionale Italiano	22	-	244	-	266	-
International Olympic Committee	249	-	20	-	269	-
World Anti-Doping Agency	-	-	251	-	251	-
National Anti Doping Agency -India	82	-	163	-	245	-
International Paralympic Committee	41	-	164	4	205	1.95%
Canadian Centre for Ethics in Sport	33	-	151	-	184	-
International Ski Federation	5	-	177	-	182	-
Autoridade Antidopagem de Portugal	-	-	174	1	174	0.57%
Antidoping Switzerland	6	-	160	-	166	-
World Triathlon Corporation	10	-	155	-	165	-
United States Anti-Doping Agency	9	-	155	2	164	1.22%
UK Anti-Doping	27	-	107	-	134	-
International Tennis Federation	99	-	25	-	124	-
Finnish Anti-Doping Agency	-	-	120	-	120	-
International Cycling Union	65	-	49	-	114	-
National Anti-Doping Agency Austria GmbH	-	-	113	-	113	-
Poland Commission against Doping in Sports	12	-	67	-	79	-
South African Institute for Drug-Free Sport	-	-	76	-	76	-
Spanish Athletics Federation	-	-	68	-	68	-
Magyar Antidopping Csoport	-	-	64	-	64	-
International Rugby Board	6	-	62	-	68	-
Korean Anti-Doping Agency	45	-	15	-	60	-
Fédération Française de Football	56	-	1	-	57	-
Czech Anti-Doping Committee	-	-	52	-	52	-
Colombian NADO	34	-	-	-	34	-
Spanish Cycling Federation	-	-	34	-	34	-
International Biathlon Union	-	-	34	-	34	-
Irish Sports Council	-	-	31	-	31	-
Federation Francaise de Rugby	23	-	5	-	28	-
Drug Free Sport New Zealand	3	-	20	-	23	-
Anti-Doping Centre Bulgaria	-	-	22	-	22	-
Anti-Doping Norway	-	-	18	-	18	-
International Triathlon Union	12	-	4	-	16	-
Spanish Federation Canoe/Kayak	-	-	14	-	14	-
Fédération Française de Cyclisme	12	-	2	-	14	-
Swedish Sports Confederation Anti-Doping Group	-	-	14	-	14	-
Rowing Federation of Spain	-	-	12	-	12	-
Japan Anti-Doping Agency	-	-	12	-	12	-
Spanish Triathlon Federation	-	-	11	-	11	-
International Skating Union	1	-	10	-	11	-
Spain Swimming Federation	-	-	9	-	9	-
Luxembourg NADO	-	-	8	-	8	-
Fédération Française de Athlétisme	-	-	8	-	8	-
Ligue Europeenne de Natation	8	-	-	-	8	-
Lithuanian Anti-Doping Agency	-	-	7	-	7	-

**Table F14: hGH Tests Conducted per Testing Authority (continued)**

Testing Authority	IC		hGH		Total	% AAF
	Samples	AAF	Samples	AAF		
Spain Blind Sports Federation	-	-	6	-	6	-
Spanish Sports Federation for People with Physical Disabilities	-	-	6	-	6	-
International Roller Sports Federation	1	-	5	-	6	-
International Rowing Federation	-	-	6	-	6	-
Hong Kong Anti-Doping Committee	-	-	6	-	6	-
Italian Paralympic Committee	-	-	5	-	5	-
International Sailing Federation	-	-	5	-	5	-
Fédération Internationale de Football Association	4	-	-	-	4	-
Fédération Française de Handball	-	-	4	-	4	-
International Powerlifting Federation	1	-	3	-	4	-
International Weightlifting Federation	-	-	4	-	4	-
Australian Weightlifting Federation	-	-	3	-	3	-
Fédération Internationale de Natation	-	-	3	-	3	-
Cyprus Anti-Doping Authority	-	-	2	-	2	-
Federación Española Deportes para Personas con Discapacidad Intelectual	-	-	2	-	2	-
International Canoe Federation	-	-	2	-	2	-
Anti-Doping Singapore	-	-	1	-	1	-
Athletics Australia	1	-	-	-	1	-
Comité Monegasque Antidopage	-	-	1	-	1	-
Estonian Anti-Doping Agency	-	-	1	-	1	-
International Gymnastics Federation	-	-	1	-	1	-
French Fencing Federation	-	-	1	-	1	-
Fédération Française de Judo Jujitsu Kendo et Disciplines Associées	-	-	1	-	1	-
French Rowing Federation	-	-	1	-	1	-
	<b>1254</b>	<b>0</b>	<b>6977</b>	<b>8</b>	<b>8231</b>	



**Table F15: HBT Tests Conducted per Testing Authority**

Testing Authority	HBT					
	IC		OOC		Total	%
	Samples	AAF	Samples	AAF		
Russian National Anti-Doping Organization	340	-	338	-	678	-
International Olympic Committee	330	-	-	-	330	-
Comitato Olimpico Nazionale Italiano	219	-	2	-	221	-
National Anti Doping Agency -India	48	-	49	-	97	-
German National Anti-Doping Agency	5	-	89	-	94	-
Irish Sports Council	-	-	78	-	78	-
Canadian Centre for Ethics in Sport	9	-	42	-	51	-
Union of European Football Associations	11	-	30	-	41	-
International Biathlon Union	-	-	34	-	34	-
World Anti-Doping Agency	-	-	34	-	34	-
Poland Commission against Doping in Sports	11	-	4	-	15	-
International Cycling Union	11	-	1	-	12	-
International Roller Sports Federation	1	-	5	-	6	-
International Skating Union	-	-	6	-	6	-
International Triathlon Union	6	-	-	-	6	-
Antidoping Switzerland	-	-	6	-	6	-
International Association of Athletics Federations	-	-	3	-	3	-
Cyprus Anti-Doping Authority	-	-	2	-	2	-
Italian Paralympic Committee	-	-	1	-	1	-
Fédération Internationale de Natation	-	-	1	-	1	-
	991	0	725	0	1716	

**Table F16: HBOCs Tests Conducted per Testing Authority**

Testing Authority	HBOCs					
	IC		OOC		Total	%
	Samples	AAF	Samples	AAF		
Australian Sports Anti-Doping Authority	67	-	285	-	352	-
National Anti Doping Agency -India	130	-	211	-	341	-
International Olympic Committee	188	-	-	-	188	-
Union of European Football Associations	-	-	160	-	160	-
World Anti-Doping Agency	-	-	89	-	89	-
Irish Sports Council	-	-	79	-	79	-
Antidoping Switzerland	3	-	53	-	56	-
International Biathlon Union	-	-	35	-	35	-
Comitato Olimpico Nazionale Italiano	34	-	-	-	34	-
Fédération Internationale de Natation	18	-	-	-	18	-
International Triathlon Union	18	-	-	-	18	-
Drug Free Sport New Zealand	3	-	12	-	15	-
International Rugby Board	6	-	8	-	14	-
Federation Francaise de Rugby	11	-	-	-	11	-
World Triathlon Corporation	-	-	11	-	11	-
Ligue Europeenne de Natation	8	-	-	-	8	-
International Roller Sports Federation	1	-	5	-	6	-
National Anti-Doping Agency Austria GmbH	-	-	6	-	6	-
International Cycling Union	5	-	1	-	6	-
Fédération Française de Cyclisme	5	-	-	-	5	-
German National Anti-Doping Agency	5	-	-	-	5	-
Italian Paralympic Committee	-	-	4	-	4	-
International Skating Union	-	-	4	-	4	-
Australian Weightlifting Federation	-	-	3	-	3	-
Asociación de Clubes de Traineras	2	-	-	-	2	-
Chinese Anti-Doping Agency	-	-	2	-	2	-
International Association of Athletics Federations	-	-	2	-	2	-
Athletics Australia	1	-	-	-	1	-
Comité Monegasque Antidopage	-	-	1	-	1	-
International Gymnastics Federation	-	-	1	-	1	-
Fédération Française de Athlétisme	-	-	1	-	1	-
International Weightlifting Federation	-	-	1	-	1	-
	505	0	974	0	1479	

# Section 5: 2012 Figures

## by Sport / Testing Authority

including urine and (non-ABP) blood samples

**Table G1: 2012 Anti-Doping Testing Figures - Olympic Sport - Aquatics**

Testing Authority (TA)	Urine		Blood		Total	
	IC	OOB	IC	OOB	Samples	%
Fédération Internationale de Natation	681	1139	18	6	1,844	14.1%
Chinese Anti-Doping Agency	291	1015	-	221	1,527	11.7%
Russian National Anti-Doping Organization	455	715	-	-	1,170	9.0%
International Olympic Committee	582	9	135	-	726	5.6%
United States Anti-Doping Agency	279	335	-	5	619	4.7%
German National Anti-Doping Agency	-	404	-	64	468	3.6%
Australian Sports Anti-Doping Authority	159	270	15	7	451	3.5%
Japan Anti-Doping Agency	168	165	-	-	333	2.5%
Magyar Antidopping Csoport	62	204	-	55	321	2.5%
UK Anti-Doping	71	223	6	-	300	2.3%
French Swimming Federation	228	62	-	2	292	2.2%
Ligue Europeenne de Natation	269	-	12	-	281	2.2%
Canadian Centre for Ethics in Sport	84	185	-	2	271	2.1%
Comitato Olimpico Nazionale Italiano	238	14	-	12	264	2.0%
Colombian NADO	172	30	-	-	202	1.5%
Roumanian National Anti-Doping Agency	67	71	10	28	176	1.3%
Anti Doping Authority the Netherlands	96	64	-	-	160	1.2%
Swedish Sports Confederation Anti-Doping Group	89	71	-	-	160	1.2%
Sports Authority of Thailand	72	78	-	-	150	1.1%
Croatian Institute for Toxicology and Antidoping	93	50	-	-	143	1.1%
Spain Swimming Federation	13	120	-	9	142	1.1%
Kazakhstan National Anti-Doping Centre	-	141	-	-	141	1.08%
Antidoping Switzerland	34	92	-	6	132	1.0%
Deutscher Schwimmverband	128	-	-	-	128	1.0%
National Anti Doping Agency -India	99	23	-	-	122	0.93%
Poland Commission against Doping in Sports	83	35	3	-	121	0.93%
Korean Anti-Doping Agency	17	91	-	-	108	0.83%
Autoridade Antidopagem de Portugal	64	30	-	9	103	0.79%
National Anti-Doping Agency Austria GmbH	16	72	-	14	102	0.78%
Hellenic National Council for Combatting Doping	45	55	-	-	100	0.77%
Turkish National Olympic Committee	100	-	-	-	100	0.77%
South African Institute for Drug-Free Sport	76	20	-	-	96	0.73%
International Paralympic Committee	77	11	5	-	93	0.71%
Czech Anti-Doping Committee	75	14	-	3	92	0.70%
Finnish Anti-Doping Agency	48	40	-	3	91	0.70%
Anti Doping Denmark	17	72	-	-	89	0.68%
Venezuela NADO	57	26	-	-	83	0.64%
Indonesian Anti-Doping Agency	76	6	-	-	82	0.63%
Drug Free Sport New Zealand	25	53	-	-	78	0.60%
Anti-Doping Agency of Malaysia	76	-	-	-	76	0.58%
Anti-Doping Norway	23	34	-	-	57	0.44%
Italian Ministry of Health Departement	56	-	-	-	56	0.43%
Brazilian Aquatics Confederation	53	-	-	-	53	0.41%
Asia Swimming Federation	53	-	-	-	53	0.41%
Irish Sports Council	8	31	-	11	50	0.38%
NADO Flanders	18	25	-	-	43	0.33%
Spanish Sports Federation for People with Physical Disabilities	-	38	-	4	42	0.32%
Kazakhstan Swimming Federation	40	-	-	-	40	0.3%
Hong Kong Anti-Doping Committee	10	26	-	-	36	0.28%
Anti-Doping Agency of Serbia	34	1	-	-	35	0.27%
Anti-Doping Singapore	7	27	-	-	34	0.26%
Cyprus Anti-Doping Authority	26	8	-	-	34	0.26%
Kuwait Anti-Doping Committee	33	-	-	-	33	0.25%
World Anti-Doping Agency	-	20	-	12	32	0.24%
Hong Kong Amateur Swimming Association (HKASA)	30	-	-	-	30	0.23%
Brazil Anti-Doping Agency	-	28	-	-	28	0.21%
Cuba National Anti-Doping Agency	-	28	-	-	28	0.21%
French Community of Belgium NADO	24	3	-	-	27	0.21%
Anti-Doping Centre Bulgaria	18	5	-	-	23	0.18%
Brazilian Paralympic Committee	22	-	-	-	22	0.17%

**Table G1: 2012 Anti-Doping Testing Figures - Olympic Sport - Aquatics**

Testing Authority (TA)	Urine		Blood		Total	
	IC	OOB	IC	OOB	Samples	%
Verband Deutscher Sporttaucher	13	9	-	-	22	0.17%
Belarus National Anti-Doping Agency	-	20	-	-	20	0.15%
Spain Blind sports federation	-	18	-	2	20	0.15%
Israeli NADO	6	14	-	-	20	0.15%
Deutscher Behindertensportverband	17	-	-	-	17	0.13%
Fédération Française Handisport	12	4	-	-	16	0.12%
New Caledonia NADO	15	-	-	-	15	0.11%
Qatar National Antidoping Committee	12	3	-	-	15	0.11%
Luxembourg NADO	6	4	-	3	13	0.10%
Anti-Doping Commission of Malta	13	-	-	-	13	0.10%
Slovak Anti-Doping Agency	-	13	-	-	13	0.10%
Comité Monegasque Antidopage	10	1	-	-	11	0.08%
National Olympic and Sports Association of Iceland	7	4	-	-	11	0.08%
Slovenian Anti Doping Commission	-	11	-	-	11	0.08%
Ecuador NADO	10	-	-	-	10	0.08%
Africa Zone VI	7	1	-	-	8	0.06%
Saudi Arabian Antidoping Committee	8	-	-	-	8	0.06%
University Sport Board of Thailand	8	-	-	-	8	0.06%
Bermuda Sport Anti Doping Authority	4	3	-	-	7	0.05%
Jordan Anti-doping Organization	5	2	-	-	7	0.05%
Chinese Taipei Anti-Doping Agency	-	6	-	-	6	0.05%
Com. Olimp. Ecuatoriano	6	-	-	-	6	0.05%
Fédération Française de Sport Universitaire	6	-	-	-	6	0.05%
Iran National Anti-Doping Organization	6	-	-	-	6	0.05%
Agency for Anti-Doping Control of Bosnia and Herzegovina	1	4	-	-	5	0.04%
Eastern Europe RADO	-	5	-	-	5	0.04%
Federación Española Deportes para Personas con Discapacidad Intelectual	-	5	-	-	5	0.04%
GV Gobierno Vasco	5	-	-	-	5	0.04%
Union Americana de Natacion	5	-	-	-	5	0.04%
Italian Paralympic Committee	4	-	-	-	4	0.03%
Federación Catalana de Natación	4	-	-	-	4	0.03%
Anti-Doping department of State Sports Medicine Centre	3	1	-	-	4	0.03%
Sri Lanka Anti Doping Agency	-	4	-	-	4	0.03%
Andorra National Anti-Doping Commission	-	3	-	-	3	0.02%
Botswana Olympic Committee	2	1	-	-	3	0.02%
Caribbean Regional Anti-Doping Organization	-	3	-	-	3	0.02%
Central American RADO	-	3	-	-	3	0.02%
Anti-Doping Uruguay	3	-	-	-	3	0.02%
Africa Zone II & III	-	2	-	-	2	0.02%
Association Internationale pour le Développement de l'Apnée	2	-	-	-	2	0.02%
Bahrain Anti-Doping Committee	-	2	-	-	2	0.02%
World Underwater Federation	2	-	-	-	2	0.02%
Indian Ocean RADO	-	2	-	-	2	0.02%
Namibia National Olympic Committee	-	2	-	-	2	0.02%
Nigeria National Anti-Doping Committee	2	-	-	-	2	0.02%
Oceania Regional Anti-Doping Organization	-	2	-	-	2	0.02%
South Asia RADO	-	2	-	-	2	0.02%
Suriname Anti-Doping Autoriteit	-	2	-	-	2	0.02%
United Arab Emirates National Anti-doping Committee	-	2	-	-	2	0.02%
Chile National Anti-Doping Commission	-	1	-	-	1	0.01%
Estonian Anti-Doping Agency	-	1	-	-	1	0.01%
Federación Española de Deportes de Paralíticos Cerebrales	-	1	-	-	1	0.01%
Georgian Anti-Doping Agency	-	1	-	-	1	0.01%
Deutsche Jugendkraft-Sportverband	1	-	-	-	1	0.01%
Guatemala CNO	-	1	-	-	1	0.01%
Lithuanian Anti-Doping Agency	1	-	-	-	1	0.01%
Mozambique National Olympic Committee	-	1	-	-	1	0.01%
Comitato Permanente Antidoping	-	1	-	-	1	0.01%
<b>TOTALS</b>	<b>5,943</b>	<b>6,444</b>	<b>204</b>	<b>478</b>	<b>13,069</b>	

**Table G2: 2012 Anti-Doping Testing Figures - Olympic Sport - Archery**

Testing Authority (TA)	Urine		Blood		Total Samples	%
	IC	OOO	IC	OOO		
World Archery Federation	153	49	-	-	202	18.1%
Fédération française de tir à l'arc	78	-	-	-	78	7.0%
Russian National Anti-Doping Organization	38	35	-	-	73	6.5%
Korean Anti-Doping Agency	30	41	-	-	71	6.4%
Chinese Anti-Doping Agency	25	32	-	-	57	5.1%
Japan Anti-Doping Agency	34	23	-	-	57	5.1%
International Olympic Committee	51	-	-	-	51	4.6%
Australian Sports Anti-Doping Authority	24	1	-	-	25	2.2%
Spanish federation of archery	11	14	-	-	25	2.2%
National Anti Doping Agency -India	-	25	-	-	25	2.2%
Deutscher Schützenbund	24	-	-	-	24	2.2%
UK Anti-Doping	24	-	-	-	24	2.2%
Archery Europe/Mediterranee	22	-	-	-	22	2.0%
Indonesian Anti-Doping Agency	19	3	-	-	22	2.0%
Italian Paralympic Committee	8	10	-	-	18	1.6%
Anti Doping Authority the Netherlands	14	3	-	-	17	1.5%
Anti Doping Denmark	8	8	-	-	16	1.4%
Comitato Olimpico Nazionale Italiano	16	-	-	-	16	1.4%
Cuba National Anti-Doping Agency	-	16	-	-	16	1.4%
International Paralympic Committee	16	-	-	-	16	1.4%
Sports Authority of Thailand	13	3	-	-	16	1.4%
Colombian NADO	12	3	-	-	15	1.3%
Spanish Sports Federation for People with Physical Disabilities	15	-	-	-	15	1.3%
Poland Commission against Doping in Sports	8	7	-	-	15	1.3%
United States Anti-Doping Agency	6	9	-	-	15	1.3%
Anti-Doping Norway	12	-	-	-	12	1.1%
International University Sport Federation	12	-	-	-	12	1.1%
Fédération Française Handisport	11	-	-	-	11	1.0%
Chinese Taipei Anti-Doping Agency	-	10	-	-	10	0.9%
Swedish Sports Confederation Anti-Doping Group	10	-	-	-	10	0.9%
Roumanian National Anti-Doping Agency	2	8	-	-	10	0.9%
Italian Ministry of Health Departement	8	-	-	-	8	0.7%
Finnish Anti-Doping Agency	8	-	-	-	8	0.7%
Cyprus Anti-Doping Authority	7	-	-	-	7	0.6%
Autoridade Antidopagem de Portugal	6	-	-	-	6	0.5%
Anti-Doping Centre Bulgaria	6	-	-	-	6	0.5%
Czech Anti-Doping Committee	6	-	-	-	6	0.5%
Georgian Anti-Doping Agency	-	6	-	-	6	0.5%
Mongolian National Olympic Committee	6	-	-	-	6	0.5%
German National Anti-Doping Agency	-	6	-	-	6	0.5%
New Caledonia NADO	6	-	-	-	6	0.5%
South African Institute for Drug-Free Sport	6	-	-	-	6	0.5%
Slovak Anti-Doping Agency	1	4	-	-	5	0.4%
World Anti-Doping Agency	-	5	-	-	5	0.4%
Brazil Anti-Doping Agency	-	4	-	-	4	0.4%
Antidoping Switzerland	2	2	-	-	4	0.4%
Venezuela NADO	4	-	-	-	4	0.4%
Anti-Doping Agency of Malaysia	3	-	-	-	3	0.3%
Magyar Antidopping Csoport	3	-	-	-	3	0.3%
National Anti-Doping Agency Austria GmbH	-	3	-	-	3	0.3%
Qatar National Antidoping Committee	-	3	-	-	3	0.3%
Belarus National Anti-Doping Agency	-	2	-	-	2	0.2%
Canadian Centre for Ethics in Sport	2	-	-	-	2	0.2%
Hellenic National Council for Combatting Doping	-	2	-	-	2	0.2%
Hong Kong Anti-Doping Committee	-	2	-	-	2	0.2%
Kazakhstan National Anti-Doping Centre	-	2	-	-	2	0.2%
Luxembourg NADO	-	1	-	-	1	0.1%
Estonian Anti-Doping Agency	-	1	-	-	1	0.1%
Oceania Regional Anti-Doping Organization	-	1	-	-	1	0.1%
Comitato Permanente Antidoping	-	1	-	-	1	0.1%
<b>TOTALS</b>	<b>770</b>	<b>345</b>	<b>0</b>	<b>0</b>	<b>1,115</b>	

**Table G3: 2012 Anti-Doping Testing Figures - Olympic Sport - Athletics**

Testing Authority (TA)	Urine		Blood		Total Samples	%
	IC	OOB	IC	OOB		
International Association of Athletics Federations	1978	1464	160	2215	5,817	20.9%
Russian National Anti-Doping Organization	921	1458	111	50	2,540	9.12%
Chinese Anti-Doping Agency	561	1578	-	206	2,345	8.42%
German National Anti-Doping Agency	16	1028	-	151	1,195	4.29%
National Anti Doping Agency -India	873	179	-	23	1,075	3.86%
United States Anti-Doping Agency	315	717	-	38	1,070	3.84%
Fédération Française de Athlétisme	809	71	4	38	922	3.31%
International Olympic Committee	672	-	208	-	880	3.16%
Japan Anti-Doping Agency	401	254	-	-	655	2.35%
Confederação Brasileira de Atletismo	625	15	-	-	640	2.30%
Spanish Athletics Federation	235	322	-	69	626	2.25%
Autoridade Antidopagem de Portugal	228	145	-	138	511	1.84%
UK Anti-Doping	202	279	18	8	507	1.82%
Canadian Centre for Ethics in Sport	125	245	-	125	495	1.78%
International Paralympic Committee	288	108	11	48	455	1.63%
Swedish Sports Confederation Anti-Doping Group	121	234	-	3	358	1.29%
South African Institute for Drug-Free Sport	306	25	-	2	333	1.20%
Poland Commission against Doping in Sports	123	190	-	11	324	1.16%
European Athletics Association	319	-	-	-	319	1.15%
Deutscher Leichtathletik-Verband	317	-	-	-	317	1.14%
Comitato Olimpico Nazionale Italiano	170	78	16	29	293	1.05%
Finnish Anti-Doping Agency	114	120	-	16	250	0.90%
Australian Sports Anti-Doping Authority	130	111	-	4	245	0.88%
Antidoping Switzerland	107	109	2	27	245	0.88%
Colombian NADO	195	46	-	-	241	0.87%
Sports Authority of Thailand	141	95	-	-	236	0.85%
Cuba National Anti-Doping Agency	1	232	-	-	233	0.84%
NADO Flanders	155	71	-	-	226	0.81%
Roumanian National Anti-Doping Agency	136	56	4	5	201	0.72%
World Anti-Doping Agency	-	110	-	85	195	0.70%
Irish Sports Council	28	116	-	48	192	0.69%
Korean Anti-Doping Agency	92	96	-	-	188	0.68%
Kazakhstan National Anti-Doping Centre	-	182	-	-	182	0.65%
Anti-Doping Norway	65	107	-	5	177	0.64%
Venezuela NADO	114	46	-	-	160	0.57%
Magyar Antidopping Csoport	63	90	-	4	157	0.56%
Hellenic National Council for Combatting Doping	85	63	-	-	148	0.53%
Italian Ministry of Health Departement	141	-	-	-	141	0.51%
Anti Doping Authority the Netherlands	67	64	-	-	131	0.47%
National Anti-Doping Agency Austria GmbH	53	64	-	14	131	0.47%
Czech Anti-Doping Committee	80	37	-	14	131	0.47%
Anti-Doping Agency of Malaysia	97	3	-	-	100	0.36%
Drug Free Sport New Zealand	35	45	-	8	88	0.32%
Indonesian Anti-Doping Agency	82	3	-	-	85	0.31%
Anti Doping Denmark	16	66	-	-	82	0.29%
Cyprus Anti-Doping Authority	37	37	-	4	78	0.28%
Belarus National Anti-Doping Agency	-	71	-	-	71	0.26%
Jamaica Anti-Doping Commission	24	35	-	-	59	0.21%
Anti-Doping Centre Bulgaria	19	36	-	1	56	0.20%
Saudi Arabian Antidoping Committee	54	-	-	-	54	0.19%
French Community of Belgium NADO	47	5	-	-	52	0.19%
Athletics Federation Nigeria	51	-	-	-	51	0.18%
Qatar National Antidoping Committee	40	11	-	-	51	0.18%
Asian Athletics Association	50	-	-	-	50	0.18%
Kuwait Anti-Doping Committee	49	-	-	-	49	0.18%
Turkish National Olympic Committee	42	2	-	-	44	0.16%
Kenya Athletics Federation	44	-	-	-	44	0.16%
Croatian Institute for Toxicology and Antidoping	33	11	-	-	44	0.16%
Sri Lanka Anti Doping Agency	38	-	-	-	38	0.14%
United Arab Emirates National Anti-doping Committee	37	-	-	-	37	0.13%

**Table G3: 2012 Anti-Doping Testing Figures - Olympic Sport - Athletics**

Testing Authority (TA)	Urine		Blood		Total Samples	%
	IC	OOC	IC	OOC		
Comision Nacional de Cultura Fisica y Deporte Mexico	37	-	-	-	37	0.13%
Bermuda Sport Anti Doping Authority	30	4	-	-	34	0.12%
Anti-Doping Agency of Serbia	8	26	-	-	34	0.12%
Estonian Anti-Doping Agency	14	17	-	-	31	0.11%
Anti-Doping department of State Sports Medicine Centre	12	18	-	-	30	0.11%
L'Union française des œuvres laïques d'éducation physique	24	6	-	-	30	0.11%
Africa Zone VI	29	-	-	-	29	0.10%
Chile National Anti-Doping Commission	24	5	-	-	29	0.10%
Slovenian Anti Doping Commission	19	10	-	-	29	0.10%
North American Central American and Caribbean Athletic Association	28	-	-	-	28	0.10%
Spain Blind sports federation	5	13	-	9	27	0.10%
Egypt National Anti-doping Organization	14	12	-	-	26	0.09%
Athletics Australia	10	15	1	-	26	0.09%
Chinese Taipei Anti-Doping Agency	14	12	-	-	26	0.09%
Nigeria National Anti-Doping Committee	20	5	-	-	25	0.09%
Deutscher Behindertensportverband	24	-	-	-	24	0.09%
European Veterans Athletics Association	24	-	-	-	24	0.09%
Italian Paralympic Committee	11	10	-	3	24	0.09%
Slovak Anti-Doping Agency	7	17	-	-	24	0.09%
Anti-Doping Uruguay	22	1	-	-	23	0.08%
Hong Kong Anti-Doping Committee	8	12	-	2	22	0.08%
Nigerian National Sports Council	10	12	-	-	22	0.08%
Anti-Doping Singapore	7	15	-	-	22	0.08%
Agency for Anti-Doping Control of Bosnia and Herzegovina	15	6	-	-	21	0.08%
Lithuanian Anti-Doping Agency	1	17	-	3	21	0.08%
Egyptian athletic Federation	20	-	-	-	20	0.07%
Olympic Committee – Puerto Rico	15	3	-	-	18	0.06%
Brazil Anti-Doping Agency	-	18	-	-	18	0.06%
Iran National Anti-Doping Organization	17	-	-	-	17	0.06%
Brazilian Paralympic Committee	17	-	-	-	17	0.06%
Instituto do Desporto do Governo de Macau	16	-	-	-	16	0.06%
Botswana Olympic Committee	11	5	-	-	16	0.06%
Albania Ministry of Tourism Culture Youth and Sports	14	1	-	-	15	0.05%
Fédération Française Handisport	14	1	-	-	15	0.05%
Federación Española de Deportes de Paráliticos Cerebrales	14	-	-	-	14	0.05%
Luxembourg NADO	13	1	-	-	14	0.05%
Caribbean Regional Anti-Doping Organization	-	14	-	-	14	0.05%
Italian Athletics Federation	14	-	-	-	14	0.05%
Jordan Anti-doping Organization	8	5	-	-	13	0.05%
Anti-Doping Commission of Malta	6	7	-	-	13	0.05%
World Masters Athletics	13	-	-	-	13	0.05%
Federacion Dominicana de Medicina del Deporte	12	1	-	-	13	0.05%
New Caledonia NADO	11	2	-	-	13	0.05%
Anti-doping Organization of Pakistan	-	12	-	-	12	0.04%
National Olympic and Sports Association of Iceland	7	5	-	-	12	0.04%
Africa Regional Anti-Doping Organization Zone V	-	11	-	-	11	0.04%
Ecuador NADO	7	4	-	-	11	0.04%
Africa Zone IV	-	10	-	-	10	0.04%
Spanish Sports Federation for People with Physical Disabilities	-	8	-	2	10	0.04%
Federación Española Deportes para Personas con Discapacidad Intelectual	5	3	-	2	10	0.04%
Central American RADO	-	9	-	-	9	0.03%
National Anti-Doping Commission of Barbados	9	-	-	-	9	0.03%
National Anti-doping Center of Ukraine	4	5	-	-	9	0.03%
Fédération française du sport adapté	9	-	-	-	9	0.03%
University Sport Board of Thailand	8	-	-	-	8	0.03%
Mauritius Amateur Athletics Federation	8	-	-	-	8	0.03%
Oman Anti-Doping Committee	8	-	-	-	8	0.03%
GV Gobierno Vasco	7	-	-	-	7	0.03%
Africa Zone I	-	7	-	-	7	0.03%
Association of Balkan Athletics Federations	6	-	-	-	6	0.02%

**Table G3: 2012 Anti-Doping Testing Figures - Olympic Sport - Athletics**

Testing Authority (TA)	Urine		Blood		Total Samples	%
	IC	OOB	IC	OOB		
International Committee of Sports for the Deaf	6	-	-	-	6	0.02%
Comision Nacional Antidopaje Peru	6	-	-	-	6	0.02%
Libyan Olympic Committee	-	6	-	-	6	0.02%
Guatemala NADO	-	6	-	-	6	0.02%
Service de la Jeunesse et sport de la Polynésie Française	6	-	-	-	6	0.02%
Georgian Anti-Doping Agency	-	6	-	-	6	0.02%
Eastern Europe RADO	-	6	-	-	6	0.02%
Indian Ocean RADO	-	5	-	-	5	0.02%
l'Agence Nationale Antidopage Tunisie	5	-	-	-	5	0.02%
Lebanese Athletics Federation	4	-	-	-	4	0.01%
International University Sport Federation	4	-	-	-	4	0.01%
Namibia National Olympic Committee	-	4	-	-	4	0.01%
Asociación Sudamericana de Atletas Veteranos	4	-	-	-	4	0.01%
Union Sportive des Polices d'Europe	4	-	-	-	4	0.01%
Maltese Olympic Committee	4	-	-	-	4	0.01%
Africa Zone II & III	-	4	-	-	4	0.01%
Israeli NADO	-	3	-	-	3	0.01%
Israeli Athletic Association	2	1	-	-	3	0.01%
South East Asia RADO	2	1	-	-	3	0.01%
Andorra National Anti-Doping Commission	-	3	-	-	3	0.01%
National Paralympique Comitee Tunisien	3	-	-	-	3	0.01%
National Amateur Athletic Assn of Trinidad and Tobago	3	-	-	-	3	0.01%
Oceania Regional Anti-Doping Organization	-	3	-	-	3	0.01%
South Asia RADO	2	-	-	-	2	0.01%
International Wheelchair & Amputee Sports Federation	2	-	-	-	2	0.01%
Agence Française de Lutte contre le Dopage	-	1	-	1	2	0.01%
Comité Monegasque Antidopage	-	1	-	1	2	0.01%
Brazilian Football Confederation	1	1	-	-	2	0.01%
Comitato Permanente Antidoping	-	2	-	-	2	0.01%
Chinese Taipei Track & Field Association	2	-	-	-	2	0.01%
Mozambique National Olympic Committee	-	1	-	-	1	0.004%
Com. Olimp. Boliviano	-	1	-	-	1	0.004%
Suriname Anti-Doping Autoriteit	-	1	-	-	1	0.004%
Suriname National Olympic Committee	-	1	-	-	1	0.004%
<b>TOTALS</b>	<b>12,937</b>	<b>10,952</b>	<b>535</b>	<b>3,412</b>	<b>27,836</b>	



**Table G4: 2012 Anti-Doping Testing Figures - Olympic Sport - Badminton**

Testing Authority (TA)	Urine		Blood		Total Samples	%
	IC	OOB	IC	OOB		
Badminton World Federation	188	73	-	-	261	18.2%
Korean Anti-Doping Agency	34	62	-	-	96	6.7%
Sports Authority of Thailand	46	40	-	-	86	6.0%
Russian National Anti-Doping Organization	-	82	-	-	82	5.7%
Japan Anti-Doping Agency	42	36	-	-	78	5.4%
International Olympic Committee	73	-	-	-	73	5.1%
Chinese Anti-Doping Agency	9	60	-	-	69	4.8%
Fédération française de badminton	53	6	-	-	59	4.1%
Anti Doping Denmark	25	24	-	-	49	3.4%
Indonesian Anti-Doping Agency	40	5	-	-	45	3.1%
UK Anti-Doping	31	12	-	-	43	3.0%
French Community of Belgium NADO	37	1	-	-	38	2.6%
National Anti Doping Agency -India	18	13	-	-	31	2.2%
Spanish Badminton Federation	-	28	-	-	28	1.9%
Australian Sports Anti-Doping Authority	23	-	-	-	23	1.6%
Deutscher Badminton-Verband	21	-	-	-	21	1.5%
Swedish Sports Confederation Anti-Doping Group	16	5	-	-	21	1.5%
Finnish Anti-Doping Agency	10	9	-	-	19	1.3%
NADO Flanders	12	7	-	-	19	1.3%
Singapore Badminton Federation	19	-	-	-	19	1.3%
German National Anti-Doping Agency	-	17	-	-	17	1.2%
Roumanian National Anti-Doping Agency	7	10	-	-	17	1.2%
Anti Doping Authority the Netherlands	13	2	-	-	15	1.0%
Anti-Doping Singapore	-	15	-	-	15	1.0%
Poland Commission against Doping in Sports	8	7	-	-	15	1.0%
Anti-Doping Agency of Malaysia	13	-	-	-	13	0.9%
Autoridade Antidopagem de Portugal	8	5	-	-	13	0.9%
Chinese Taipei Anti-Doping Agency	4	8	-	-	12	0.8%
Hong Kong Badminton Association	12	-	-	-	12	0.8%
Anti-Doping Norway	4	7	-	-	11	0.8%
Hong Kong Anti-Doping Committee	2	9	-	-	11	0.8%
Kazakhstan National Anti-Doping Centre	-	11	-	-	11	0.8%
Malaysian Badminton	10	-	-	-	10	0.7%
World Anti-Doping Agency	-	10	-	-	10	0.7%
National Anti-Doping Agency Austria GmbH	-	9	-	-	9	0.6%
United States Anti-Doping Agency	4	5	-	-	9	0.6%
Venezuela NADO	9	-	-	-	9	0.6%
Irish Sports Council	-	8	-	-	8	0.6%
Olympic Council of Asia	-	-	-	-	-	0.0%
Spanish Sports Federation for People with Physical Disabilities	7	-	-	-	7	0.5%
Comitato Olimpico Nazionale Italiano	4	2	-	-	6	0.4%
Fédération Française de Sport Universitaire	6	-	-	-	6	0.4%
Canadian Centre for Ethics in Sport	5	-	-	-	5	0.3%
Czech Anti-Doping Committee	5	-	-	-	5	0.3%
Badminton Asia Confederation	4	-	-	-	4	0.3%
Jordan Anti-doping Organization	-	4	-	-	4	0.3%
National Olympic and Sports Association of Iceland	3	1	-	-	4	0.3%
Iran National Anti-Doping Organization	3	-	-	-	3	0.2%
Antidoping Switzerland	-	2	-	-	2	0.1%
Ecuador NADO	-	2	-	-	2	0.1%
Estonian Anti-Doping Agency	-	2	-	-	2	0.1%
South East Asia RADO	-	2	-	-	2	0.1%
Belarus National Anti-Doping Agency	-	1	-	-	1	0.1%
Cuba National Anti-Doping Agency	-	1	-	-	1	0.1%
Indian Ocean RADO	-	1	-	-	1	0.1%
Israeli NADO	-	1	-	-	1	0.1%
Slovak Anti-Doping Agency	-	1	-	-	1	0.1%
Slovenian Anti Doping Commission	-	1	-	-	1	0.1%
University Sport Board of Thailand	1	-	-	-	1	0.1%
<b>Total</b>	<b>829</b>	<b>607</b>	<b>-</b>	<b>-</b>	<b>1,436</b>	

**Table G5: 2012 Anti-Doping Testing Figures - Olympic Sport - Basketball**

Testing Authority (TA)	Urine		Blood		Total Samples	%
	IC	OOCC	IC	OOCC		
Spanish Basketball Federation	355	82	-	-	437	7.5%
International Basketball Federation	330	18	-	-	348	6.0%
Fédération française de basket-ball	152	203	-	3	358	6.1%
Turkish Basketball Federation	310	-	-	-	310	5.3%
Comitato Olimpico Nazionale Italiano	201	39	8	27	275	4.7%
Australian Sports Anti-Doping Authority	87	145	1	5	238	4.1%
Hellenic National Council for Combatting Doping	109	120	-	-	229	3.9%
Roumanian National Anti-Doping Agency	168	59	-	-	227	3.9%
UK Anti-Doping	89	68	-	6	163	2.8%
Croatian Institute for Toxicology and Antidoping	135	19	-	-	154	2.6%
Russian National Anti-Doping Organization	-	142	-	-	142	2.4%
International Olympic Committee	130	-	-	-	130	2.2%
Chinese Anti-Doping Agency	19	84	-	24	127	2.2%
Deutscher Basketball Bund	125	-	-	-	125	2.1%
Japan Anti-Doping Agency	96	28	-	-	124	2.1%
German National Anti-Doping Agency	-	124	-	-	124	2.1%
Anti-Doping Norway	115	7	-	-	122	2.1%
Poland Commission against Doping in Sports	79	32	-	-	111	1.9%
Italian Ministry of Health Departement	104	-	-	-	104	1.8%
Swedish Sports Confederation Anti-Doping Group	58	46	-	-	104	1.8%
Finnish Anti-Doping Agency	49	50	-	-	99	1.7%
Colombian NADO	86	11	-	-	97	1.7%
Autoridade Antidopagem de Portugal	74	22	-	-	96	1.6%
National Anti Doping Agency -India	10	77	-	-	87	1.5%
Sports Authority of Thailand	73	14	-	-	87	1.5%
Kazakhstan National Anti-Doping Centre	-	107	-	-	107	1.8%
International Paralympic Committee	70	9	-	-	79	1.4%
United States Anti-Doping Agency	-	79	-	-	79	1.4%
Korean Anti-Doping Agency	29	44	-	-	73	1.3%
Anti-Doping Uruguay	72	-	-	-	72	1.2%
Anti Doping Authority the Netherlands	40	24	-	-	64	1.1%
French Community of Belgium NADO	54	6	-	-	60	1.0%
NADO Flanders	36	24	-	-	60	1.0%
Venezuela NADO	46	-	-	-	46	0.8%
Czech Anti-Doping Committee	40	4	-	-	44	0.8%
Cyprus Anti-Doping Authority	44	-	-	-	44	0.8%
Anti-Doping Agency of Serbia	40	-	-	-	40	0.7%
Drug Free Sport New Zealand	12	28	-	-	40	0.7%
Korean Basketball League	40	-	-	-	40	0.7%
South African Institute for Drug-Free Sport	20	14	-	-	34	0.6%
Anti Doping Denmark	23	10	-	-	33	0.6%
Canadian Centre for Ethics in Sport	7	26	-	-	33	0.6%
National Anti-Doping Agency Austria GmbH	4	24	-	-	28	0.5%
Cuba National Anti-Doping Agency	-	26	-	-	26	0.4%
Agency for Anti-Doping Control of Bosnia and Herzegovina	24	-	-	-	24	0.4%
Spanish Sports Federation for People with Physical Disabilities	-	24	-	-	24	0.4%
Saudi Arabian Antidoping Committee	23	-	-	-	23	0.4%
Kuwait Anti-Doping Committee	23	-	-	-	23	0.4%
Olympic Council of Asia	24	-	-	-	24	0.4%
Anti-Doping Centre Bulgaria	20	2	-	-	22	0.4%
Fédération Française Handisport	10	11	-	-	21	0.4%
Qatar National Antidoping Committee	20	-	-	-	20	0.3%
Brazilian Basketball Confederation	16	-	-	-	16	0.3%
Antidoping Switzerland	12	4	-	-	16	0.3%
National Olympic and Sports Association of Iceland	8	5	-	-	13	0.2%
Bahrain Anti-Doping Committee	12	-	-	-	12	0.2%
Italian Paralympic Committee	4	8	-	-	12	0.2%
Indonesian Anti-Doping Agency	12	-	-	-	12	0.2%
Deutscher Behindertensportverband	10	-	-	-	10	0.2%
Magyar Antidopping Csoport	10	-	-	-	10	0.2%

**Table G5: 2012 Anti-Doping Testing Figures - Olympic Sport - Basketball (continued)**

Testing Authority (TA)	Urine		Blood		Total Samples	%
	IC	OOB	IC	OOB		
Service de la Jeunesse et sport de la Polynésie Française	-	10	-	-	10	0.2%
Iran National Anti-Doping Organization	9	-	-	-	9	0.2%
International Wheelchair Basketball Federation	8	1	-	-	9	0.2%
Africa Zone VI	8	-	-	-	8	0.1%
European Deaf Sport Organization	8	-	-	-	8	0.1%
Anti-Doping department of State Sports Medicine Centre	8	-	-	-	8	0.1%
Lithuanian Anti-Doping Agency	2	6	-	-	8	0.1%
International University Sport Federation	6	-	-	-	6	0.1%
University Sport Board of Thailand	6	-	-	-	6	0.1%
Luxembourg NADO	4	1	-	-	5	0.1%
Estonian Anti-Doping Agency	-	5	-	-	5	0.1%
Irish Sports Council	5	-	-	-	5	0.1%
Albania Ministry of Tourism Culture Youth and Sports	4	-	-	-	4	0.1%
Ecuador NADO	4	-	-	-	4	0.1%
Women's Korean Basketball League	-	4	-	-	4	0.1%
Mongolian National Olympic Committee	4	-	-	-	4	0.1%
Anti-Doping Commission of Malta	4	-	-	-	4	0.1%
Turkish Cyprus Anti-Doping Agency	4	-	-	-	4	0.1%
Comité Monegasque Antidopage	-	3	-	-	3	0.1%
Indian Ocean RADO	-	2	-	-	2	0.0%
United Arab Emirates National Anti-doping Committee	2	-	-	-	2	0.0%
World Anti-Doping Agency	-	2	-	-	2	0.0%
Brazil Anti-Doping Agency	-	1	-	-	1	0.0%
Africa Regional Anti-Doping Organization Zone V	-	1	-	-	1	0.0%
International Federation of Sports Climbing	-	-	-	-	-	0.0%
Jordan Anti-doping Organization	-	1	-	-	1	0.0%
Suriname Anti-Doping Autoriteit	1	-	-	-	1	0.0%
	<b>3,846</b>	<b>1,906</b>	<b>9</b>	<b>65</b>	<b>5,826</b>	

**Table G6: 2012 Anti-Doping Testing Figures - Olympic Sport - Biathlon**

Testing Authority (TA)	Urine		Blood		Total Samples	%
	IC	OOB	IC	OOB		
Russian National Anti-Doping Organization	501	355	38	104	998	39.8%
International Biathlon Union	588	151	3	68	810	32.3%
German National Anti-Doping Agency	16	73	-	21	110	4.4%
Poland Commission against Doping in Sports	36	37	4	3	80	3.2%
Canadian Centre for Ethics in Sport	8	25	-	34	67	2.7%
Swedish Sports Confederation Anti-Doping Group	31	18	-	-	49	2.0%
Chinese Anti-Doping Agency	36	6	4	-	46	1.8%
World Anti-Doping Agency	-	16	-	21	37	1.5%
Finnish Anti-Doping Agency	16	18	-	2	36	1.4%
International Olympic Committee	18	6	3	6	33	1.3%
National Anti-Doping Agency Austria GmbH	-	30	-	3	33	1.3%
Czech Anti-Doping Committee	20	11	-	-	31	1.2%
Korean Anti-Doping Agency	7	19	-	-	26	1.0%
Anti-Doping Norway	11	11	-	3	25	1.0%
Comitato Olimpico Nazionale Italiano	12	9	-	2	23	0.92%
Kazakhstan National Anti-Doping Centre	-	38	-	-	38	1.51%
Anti-Doping Centre Bulgaria	9	5	-	-	14	0.56%
Antidoping Switzerland	-	10	-	4	14	0.56%
Japan Anti-Doping Agency	8	3	-	-	11	0.44%
Italian Ministry of Health Departement	8	-	-	-	8	0.32%
United States Anti-Doping Agency	-	7	-	-	7	0.28%
Ski Association of the Republic of Kazakhstan	-	-	-	-	-	0.00%
Estonian Anti-Doping Agency	-	5	-	-	5	0.20%
Slovenian Anti Doping Commission	-	4	-	-	4	0.16%
Anti-Doping department of State Sports Medicine Centre	-	2	-	-	2	0.08%
Fédération française de ski	-	1	-	-	1	0.04%
Slovak Anti-Doping Agency	-	1	-	-	1	0.04%
	<b>1,325</b>	<b>861</b>	<b>52</b>	<b>271</b>	<b>2,509</b>	

**Table G7: 2012 Anti-Doping Testing Figures - Olympic Sport - Bobsleigh**

Testing Authority (TA)	Urine		Blood		Total Samples	%
	IC	OOO	IC	OOO		
Russian National Anti-Doping Organization	33	123	-	-	156	18.1%
German National Anti-Doping Agency	6	132	-	-	138	16.0%
Antidoping Switzerland	13	84	-	27	124	14.4%
Canadian Centre for Ethics in Sport	27	48	-	19	94	10.9%
United States Anti-Doping Agency	31	40	-	4	75	8.7%
International Bobsleigh and Skeleton Federation	21	49	-	-	70	8.1%
UK Anti-Doping	-	45	-	9	54	6.3%
World Anti-Doping Agency	-	25	-	15	40	4.7%
Roumanian National Anti-Doping Agency	12	11	-	-	23	2.7%
Anti-Doping Norway	-	18	-	-	18	2.1%
National Anti-Doping Agency Austria GmbH	-	12	-	1	13	1.5%
Anti Doping Authority the Netherlands	-	12	-	-	12	1.4%
International Olympic Committee	12	-	-	-	12	1.4%
Poland Commission against Doping in Sports	-	7	-	-	7	0.8%
Anti-Doping department of State Sports Medicine Centre	-	6	-	-	6	0.7%
Comitato Olimpico Nazionale Italiano	-	5	-	-	5	0.6%
Czech Anti-Doping Committee	-	4	-	-	4	0.5%
Drug Free Sport New Zealand	-	3	-	-	3	0.3%
NADO Flanders	-	3	-	-	3	0.3%
Japan Anti-Doping Agency	2	-	-	-	2	0.2%
Australian Sports Anti-Doping Authority	-	1	-	-	1	0.1%
	<b>157</b>	<b>628</b>	<b>-</b>	<b>75</b>	<b>860</b>	

**Table G8: 2012 Anti-Doping Testing Figures - Olympic Sport - Boxing**

Testing Authority (TA)	Urine		Blood		Total Samples	%
	IC	OOB	IC	OOB		
National Anti Doping Agency -India	213	181	59	38	491	11.5%
Russian National Anti-Doping Organization	81	218	-	-	299	7.0%
Sports Authority of Thailand	172	108	-	-	280	6.6%
UK Anti-Doping	186	76	15	2	279	6.5%
International Boxing Association	218	6	-	-	224	5.2%
German National Anti-Doping Agency	128	83	-	10	221	5.2%
Chinese Anti-Doping Agency	40	117	-	19	176	4.1%
Kazakhstan National Anti-Doping Centre	-	185	-	-	185	4.3%
Poland Commission against Doping in Sports	72	68	-	-	140	3.3%
International Olympic Committee	100	-	27	-	127	3.0%
Bund Deutscher Berufsboxer e.V	105	-	-	-	105	2.5%
Australian Sports Anti-Doping Authority	24	50	10	15	99	2.3%
Brazilian Boxing Confederation	43	47	-	-	90	2.1%
United States Anti-Doping Agency	8	50	7	24	89	2.1%
Comitato Olimpico Nazionale Italiano	66	9	-	6	81	1.9%
Swedish Sports Confederation Anti-Doping Group	46	33	-	-	79	1.9%
Antidoping Switzerland	30	42	-	7	79	1.9%
Fédération française de boxe	49	17	-	-	66	1.5%
NADO Flanders	52	6	-	-	58	1.4%
Irish Sports Council	10	44	-	-	54	1.3%
Roumanian National Anti-Doping Agency	37	14	-	2	53	1.2%
South African Institute for Drug-Free Sport	48	-	-	-	48	1.1%
European Boxing Union	45	-	-	-	45	1.1%
Canadian Centre for Ethics in Sport	14	30	-	-	44	1.0%
Spanish Boxing Federation (FEB)	34	7	-	-	41	1.0%
Finnish Anti-Doping Agency	15	22	-	-	37	0.87%
Korean Anti-Doping Agency	20	16	-	-	36	0.84%
Anti-Doping Norway	13	22	-	-	35	0.82%
Czech Anti-Doping Committee	14	17	-	4	35	0.82%
Venezuela NADO	30	3	-	-	33	0.77%
World Anti-Doping Agency	-	17	-	14	31	0.73%
World Boxing Council	35	-	-	-	35	0.82%
Cuba National Anti-Doping Agency	10	18	-	-	28	0.66%
Anti Doping Denmark	12	14	-	-	26	0.61%
French Community of Belgium NADO	25	-	-	-	25	0.59%
Japan Anti-Doping Agency	11	13	-	-	24	0.56%
Colombian NADO	20	3	-	-	23	0.54%
Anti-Doping Centre Bulgaria	10	5	-	3	18	0.42%
Indonesian Anti-Doping Agency	15	3	-	-	18	0.42%
Kuwait Anti-Doping Committee	18	-	-	-	18	0.42%
Fédération royale marocaine de Boxe	18	-	-	-	18	0.42%
Mongolian National Olympic Committee	6	12	-	-	18	0.42%
Magyar Antidopping Csoport	-	16	-	-	16	0.37%
Croatian Institute for Toxicology and Antidoping	15	-	-	-	15	0.35%
Anti Doping Authority the Netherlands	6	8	-	-	14	0.33%
Drug Free Sport New Zealand	4	10	-	-	14	0.33%
Italian Boxing federation	14	-	-	-	14	0.33%
World Series Boxing	14	-	-	-	14	0.33%
National Anti-Doping Agency Austria GmbH	6	6	-	-	12	0.28%
Anti-Doping Agency of Serbia	10	1	-	-	11	0.26%
Comite National Olympique Marocain	10	-	-	-	10	0.23%
International Boxing Federation	10	-	-	-	10	0.23%
Saudi Arabian Antidoping Committee	10	-	-	-	10	0.23%
European Boxing Confederation	9	-	-	-	9	0.21%
Brazil Anti-Doping Agency	-	8	-	-	8	0.19%
Autoridade Antidopagem de Portugal	8	-	-	-	8	0.19%
Africa Zone IV	-	8	-	-	8	0.19%
Africa Zone VI	7	1	-	-	8	0.19%
Italian Ministry of Health Departement	8	-	-	-	8	0.19%
Ecuador NADO	8	-	-	-	8	0.19%
Hellenic National Council for Combatting Doping	8	-	-	-	8	0.19%

**Table G8: 2012 Anti-Doping Testing Figures - Olympic Sport - Boxing (continued)**

Testing Authority (TA)	Urine		Blood		Total Samples	%
	IC	OOB	IC	OOB		
World Boxing Organization	8	-	-	-	8	0.19%
Anti-Doping Agency of Malaysia	4	3	-	-	7	0.16%
Agency for Anti-Doping Control of Bosnia and Herzegovina	-	7	-	-	7	0.16%
Jamaica Anti-Doping Commission	5	2	-	-	7	0.16%
Jordan Anti-doping Organization	-	7	-	-	7	0.16%
Federation Luxembourgeoise de Boxe	7	-	-	-	7	0.16%
Central Asia RADO	-	7	-	-	7	0.16%
Botswana Olympic Committee	-	6	-	-	6	0.14%
Comision Nacional de Cultura Fisica y Deporte Mexico	6	-	-	-	6	0.14%
Nigerian National Sports Council	-	6	-	-	6	0.14%
l'Agence Nationale Antidopage Tunisie	-	5	-	-	5	0.12%
Estonian Anti-Doping Agency	4	1	-	-	5	0.12%
Olympic Committee – Puerto Rico	-	5	-	-	5	0.12%
University Sport Board of Thailand	5	-	-	-	5	0.12%
World Boxing Association	5	-	-	-	5	0.12%
Deutscher Amateur-Box-Verband	4	-	-	-	4	0.09%
Hong Kong Anti-Doping Committee	-	4	-	-	4	0.09%
Iran National Anti-Doping Organization	4	-	-	-	4	0.09%
Nigeria National Anti-Doping Committee	4	-	-	-	4	0.09%
Qatar National Antidoping Committee	-	4	-	-	4	0.09%
Slovenian Anti Doping Commission	4	-	-	-	4	0.09%
South East Asia RADO	-	4	-	-	4	0.09%
Africa Zone I	-	3	-	-	3	0.07%
Chinese Taipei Anti-Doping Agency	-	3	-	-	3	0.07%
South American Sports Drug Agency	-	3	-	-	3	0.07%
Anti-Doping Uruguay	3	-	-	-	3	0.07%
NADO Algérienne	2	-	-	-	2	0.05%
Confederação Brasileira de Boxe	-	2	-	-	2	0.05%
Suomen Ammattinyrkkeilyitto r.y.	2	-	-	-	2	0.05%
Anti-Doping department of State Sports Medicine Centre	2	-	-	-	2	0.05%
Mozambique National Olympic Committee	-	2	-	-	2	0.05%
Anti-Doping Singapore	-	1	-	-	1	0.02%
Africa Regional Anti-Doping Organization Zone V	-	1	-	-	1	0.02%
Belarus National Anti-Doping Agency	-	1	-	-	1	0.02%
Caribbean Regional Anti-Doping Organization	-	1	-	-	1	0.02%
Eastern Europe RADO	-	1	-	-	1	0.02%
Georgian Anti-Doping Agency	-	1	-	-	1	0.02%
Indian Ocean RADO	-	1	-	-	1	0.02%
South Asia RADO	1	-	-	-	1	0.02%
	<b>2,310</b>	<b>1,695</b>	<b>118</b>	<b>144</b>	<b>4,267</b>	

2012 Urine and Blood Samples Analyzed and Reported by Accredited Laboratories in ADAMS

**Table G9: 2012 Anti-Doping Testing Figures - Olympic Sport - Canoe / Kayak**

Testing Authority (TA)	Urine		Blood		Total Samples	%
	IC	OOB	IC	OOB		
Chinese Anti-Doping Agency	116	392	-	52	560	13.3%
German National Anti-Doping Agency	-	458	-	47	505	12.0%
Russian National Anti-Doping Organization	231	184	48	-	463	11.0%
Poland Commission against Doping in Sports	88	124	-	9	221	5.2%
International Olympic Committee	154	-	48	4	206	4.9%
Deutscher Kanu-Verband	181	-	-	-	181	4.3%
Spanish Federation Canoe/Kayak	67	95	-	14	176	4.2%
Australian Sports Anti-Doping Authority	61	81	3	14	159	3.8%
International Canoe Federation	104	44	-	2	150	3.6%
Roumanian National Anti-Doping Agency	29	62	-	30	121	2.9%
Canadian Centre for Ethics in Sport	42	71	-	-	113	2.7%
Magyar Antidopping Csoport	43	61	-	-	104	2.5%
Cuba National Anti-Doping Agency	-	98	-	-	98	2.3%
French Canoe Kayak Federation	55	21	-	-	76	1.8%
UK Anti-Doping	23	37	9	3	72	1.7%
Japan Anti-Doping Agency	39	27	-	-	66	1.6%
Autoridade Antidopagem de Portugal	12	31	-	21	64	1.5%
Czech Anti-Doping Committee	36	20	-	3	59	1.4%
Kazakhstan National Anti-Doping Centre	-	59	-	-	59	1.4%
Swedish Sports Confederation Anti-Doping Group	24	31	-	-	55	1.3%
South African Institute for Drug-Free Sport	49	1	-	-	50	1.2%
Indonesian Anti-Doping Agency	47	-	-	-	47	1.1%
Comitato Olimpico Nazionale Italiano	27	16	-	-	43	1.0%
World Anti-Doping Agency	-	22	-	19	41	1.0%
Drug Free Sport New Zealand	14	23	-	-	37	0.88%
National Anti-Doping Agency Austria GmbH	6	25	-	6	37	0.88%
Anti Doping Denmark	14	22	-	-	36	0.86%
Finnish Anti-Doping Agency	23	10	-	2	35	0.83%
Korean Anti-Doping Agency	18	15	-	-	33	0.78%
Anti-Doping Norway	23	8	-	1	32	0.76%
Slovak Anti-Doping Agency	5	27	-	-	32	0.76%
United States Anti-Doping Agency	15	10	-	-	25	0.59%
Belarus National Anti-Doping Agency	-	24	-	-	24	0.57%
European Canoe Association (ECA)	24	-	-	-	24	0.57%
Anti-Doping Centre Bulgaria	17	5	-	1	23	0.55%
National Anti Doping Agency -India	12	6	-	-	18	0.43%
NADO Flanders	12	6	-	-	18	0.43%
Italian Ministry of Health Departement	17	-	-	-	17	0.40%
International University Sport Federation	15	-	-	-	15	0.36%
Irish Sports Council	-	12	-	1	13	0.31%
Antidoping Switzerland	4	9	-	-	13	0.31%
Colombian NADO	12	-	-	-	12	0.29%
Brazil Anti-Doping Agency	-	10	-	-	10	0.24%
Brazilian Canoe Confederation	10	-	-	-	10	0.24%
Slovenian Anti Doping Commission	3	7	-	-	10	0.24%
Venezuela NADO	9	-	-	-	9	0.21%
International Va'a Federation	7	-	-	-	7	0.17%
Anti-Doping Agency of Serbia	6	-	-	-	6	0.14%
Australian Canoeing	5	-	-	-	5	0.12%
Anti-Doping department of State Sports Medicine Centre	2	2	-	-	4	0.10%
Anti-Doping Singapore	-	3	-	-	3	0.07%
French Community of Belgium NADO	-	3	-	-	3	0.07%
Lithuanian Anti-Doping Agency	-	3	-	-	3	0.07%
Guatemala CNO	-	2	-	-	2	0.05%
Africa Zone IV	-	1	-	-	1	0.02%
Croatian Institute for Toxicology and Antidoping	-	1	-	-	1	0.02%
Eastern Europe RADO	-	1	-	-	1	0.02%
Hellenic National Council for Combatting Doping	-	1	-	-	1	0.02%
Anti-Doping Commission of Malta	-	1	-	-	1	0.02%
	<b>1,701</b>	<b>2,172</b>	<b>108</b>	<b>229</b>	<b>4,210</b>	



**Table G10: 2012 Anti-Doping Testing Figures - Olympic Sport - Curling**

Testing Authority (TA)	Urine		Blood		Total Samples	%
	IC	OOC	IC	OOC		
World Curling Federation	28	68	-	-	96	29.1%
Russian National Anti-Doping Organization	-	60	-	-	60	18.2%
Korean Anti-Doping Agency	16	7	-	-	23	7.0%
German National Anti-Doping Agency	6	14	-	-	20	6.1%
United States Anti-Doping Agency	-	16	-	-	16	4.8%
Japan Anti-Doping Agency	14	-	-	-	14	4.2%
Swedish Sports Confederation Anti-Doping Group	12	-	-	-	12	3.6%
Kazakhstan National Anti-Doping Centre	-	11	-	-	11	3.3%
Antidoping Switzerland	6	5	-	-	11	3.3%
Finnish Anti-Doping Agency	9	-	-	-	9	2.7%
International Olympic Committee	9	-	-	-	9	2.7%
UK Anti-Doping	9	-	-	-	9	2.7%
Czech Anti-Doping Committee	8	-	-	-	8	2.4%
Canadian Centre for Ethics in Sport	8	-	-	-	8	2.4%
Spanish Ice Sports Federation	8	-	-	-	8	2.4%
Chinese Anti-Doping Agency	6	-	-	-	6	1.8%
Anti Doping Authority the Netherlands	-	5	-	-	5	1.5%
World Anti-Doping Agency	-	5	-	-	5	1.5%
	<b>139</b>	<b>191</b>	<b>-</b>	<b>-</b>	<b>330</b>	

**Table G11: 2012 Anti-Doping Testing Figures - Olympic Sport - Cycling**

Testing Authority (TA)	Urine		Blood		Total Samples	%
	IC	OOO	IC	OOO		
International Cycling Union	5514	3226	119	81	8,940	43.3%
Fédération Française de Cyclisme	875	63	37	11	986	4.8%
Russian National Anti-Doping Organization	360	293	45	18	716	3.5%
Comitato Olimpico Nazionale Italiano	456	62	149	42	709	3.4%
NADO Flanders	414	292	-	-	706	3.4%
Chinese Anti-Doping Agency	171	380	-	69	620	3.0%
United States Anti-Doping Agency	204	277	1	49	531	2.6%
Spanish Cycling Federation	272	149	3	34	458	2.2%
German National Anti-Doping Agency	6	289	-	91	386	1.9%
Colombian NADO	331	30	18	-	379	1.8%
International Olympic Committee	182	-	138	-	320	1.6%
Autoridade Antidopagem de Portugal	129	94	-	95	318	1.5%
Italian Ministry of Health Departement	298	2	-	-	300	1.5%
Bund Deutscher Radfahrer	295	-	-	-	295	1.4%
Australian Sports Anti-Doping Authority	130	131	6	24	291	1.4%
UK Anti-Doping	106	163	10	4	283	1.4%
Korea Cycle Racing Association	273	-	-	-	273	1.3%
French Community of Belgium NADO	229	40	-	-	269	1.3%
Anti Doping Authority the Netherlands	147	95	-	-	242	1.2%
National Anti Doping Agency -India	122	75	38	-	235	1.1%
Canadian Centre for Ethics in Sport	71	112	43	5	231	1.1%
Antidoping Switzerland	43	122	4	61	230	1.1%
South African Institute for Drug-Free Sport	171	49	-	-	220	1.1%
Poland Commission against Doping in Sports	142	53	8	-	203	1.0%
Japan Anti-Doping Agency	163	26	-	-	189	0.92%
National Anti-Doping Agency Austria GmbH	52	96	-	10	158	0.77%
Anti Doping Denmark	94	58	-	-	152	0.74%
Irish Sports Council	52	55	-	22	129	0.63%
Anti-Doping Norway	87	39	-	1	127	0.62%
Drug Free Sport New Zealand	28	80	3	6	117	0.57%
International Paralympic Committee	59	11	15	7	92	0.45%
Swedish Sports Confederation Anti-Doping Group	68	22	-	-	90	0.44%
Sports Authority of Thailand	34	51	-	-	85	0.41%
Korean Anti-Doping Agency	48	33	-	-	81	0.39%
Finnish Anti-Doping Agency	42	36	-	-	78	0.38%
Venezuela NADO	66	12	-	-	78	0.38%
Czech Anti-Doping Committee	63	10	-	-	73	0.35%
Kazakhstan National Anti-Doping Centre	-	72	-	-	72	0.35%
Guatemala CNO	70	1	-	-	71	0.34%
Chile National Anti-Doping Commission	67	-	-	-	67	0.32%
Koninklijke Belgische Wielrijdersbond	63	-	-	-	63	0.31%
Union Française des Œuvres Laïques d'Éducation Physique	54	-	-	-	54	0.26%
Italian Paralympic Committee	21	10	6	8	45	0.22%
Indonesian Anti-Doping Agency	42	-	-	-	42	0.20%
Cuba National Anti-Doping Agency	-	37	-	-	37	0.18%
JKA (Keirin) Foundation	36	-	-	-	36	0.17%
World Anti-Doping Agency	-	19	-	13	32	0.16%
Hellenic National Council for Combatting Doping	22	9	-	-	31	0.15%
Olympic Council of Asia	31	-	-	-	31	0.15%
Arab Cycling Federation	24	-	-	-	24	0.12%
GV Gobierno Vasco	23	-	-	-	23	0.11%
Anti-Doping Agency of Malaysia	22	-	-	-	22	0.11%
Anti-Doping Centre Bulgaria	15	4	-	3	22	0.11%
Fédération Française Handisport	16	6	-	-	22	0.11%
Costa Rican Cycling Federation	22	-	-	-	22	0.11%
Saudi Arabian Antidoping Committee	20	-	-	-	20	0.10%
Magyar Antidopping Csoport	10	9	-	-	19	0.09%
Luxembourg NADO	9	5	-	4	18	0.09%
Lithuanian Anti-Doping Agency	4	10	-	4	18	0.09%
Deutscher Behindertensportverband	16	-	-	-	16	0.08%
Hong Kong Anti-Doping Committee	2	12	-	1	15	0.07%

**Table G11: 2012 Anti-Doping Testing Figures - Olympic Sport - Cycling (continued)**

Testing Authority (TA)	Urine		Blood		Total Samples	%
	IC	OOC	IC	OOC		
Anti-Doping Agency of Serbia	7	6	-	-	13	0.06%
Bahrain Anti-Doping Committee	10	2	-	-	12	0.06%
Royal Ligue Vélocipédique belge	12	-	-	-	12	0.06%
New Caledonia NADO	12	-	-	-	12	0.06%
Slovenian Anti Doping Commission	12	-	-	-	12	0.06%
Slovak Anti-Doping Agency	-	11	-	-	11	0.05%
Belarus National Anti-Doping Agency	6	4	-	-	10	0.05%
Anti-Doping Uruguay	8	2	-	-	10	0.05%
Guatemala NADO	9	-	-	-	9	0.04%
United Arab Emirates Cycling Federation	9	-	-	-	9	0.04%
Anti-Doping department of State Sports Medicine Centre	3	5	-	-	8	0.04%
Anti-Doping Commission of Malta	4	4	-	-	8	0.04%
Anti-Doping Singapore	-	7	-	-	7	0.03%
Brazilian Cycling Confederation	7	-	-	-	7	0.03%
Ecuador NADO	7	-	-	-	7	0.03%
Federation Française de la Police Française	6	-	-	-	6	0.03%
Ministry of Youth and Sports Anti-doping Unit	6	-	-	-	6	0.03%
Union Sportive des Polices d'Europe	6	-	-	-	6	0.03%
Caribbean Regional Anti-Doping Organization	-	5	-	-	5	0.02%
Chinese Taipei Anti-Doping Agency	-	5	-	-	5	0.02%
Brazil Anti-Doping Agency	-	4	-	-	4	0.02%
Central American RADO	3	1	-	-	4	0.02%
Turkish National Olympic Committee	-	4	-	-	4	0.02%
Bhutan Olympic Committee	3	-	-	-	3	0.01%
Bermuda Sport Anti Doping Authority	-	3	-	-	3	0.01%
Iran National Anti-Doping Organization	3	-	-	-	3	0.01%
Croatian Institute for Toxicology and Antidoping	-	2	-	-	2	0.01%
Roumanian National Anti-Doping Agency	-	2	-	-	2	0.01%
Africa Zone II & III	-	1	-	-	1	0.005%
Africa Zone IV	-	1	-	-	1	0.005%
Andorra National Anti-Doping Commission	-	1	-	-	1	0.005%
Australian Cycling Federation	1	-	-	-	1	0.005%
Com. Olimp. Boliviano	-	1	-	-	1	0.005%
Cyprus Anti-Doping Authority	-	1	-	-	1	0.005%
Estonian Anti-Doping Agency	-	1	-	-	1	0.005%
Spain National Anti-Doping Agency	-	1	-	-	1	0.005%
Georgian Anti-Doping Agency	-	1	-	-	1	0.005%
Indian Ocean RADO	-	1	-	-	1	0.005%
Jamaica Anti-Doping Commission	1	-	-	-	1	0.005%
South American Sports Drug Agency	-	1	-	-	1	0.005%
	<b>12,521</b>	<b>6,797</b>	<b>643</b>	<b>663</b>	<b>20,624</b>	

**Table G12: 2012 Anti-Doping Testing Figures - Olympic Sport - Equestrian**

Testing Authority (TA)	Urine		Blood		Total Samples	%
	IC	OOCC	IC	OOCC		
Irish Turf Club	183	-	-	-	183	20.5%
German National Anti-Doping Agency	26	68	-	-	94	10.5%
Fédération Equestre Internationale	49	16	-	-	65	7.3%
Russian National Anti-Doping Organization	54	3	-	-	57	6.4%
International Olympic Committee	44	-	-	-	44	4.9%
Australian Sports Anti-Doping Authority	13	28	-	-	41	4.6%
France Equestrian Federation	8	30	-	-	38	4.3%
Anti Doping Authority the Netherlands	13	20	-	-	33	3.7%
Japan Anti-Doping Agency	20	9	-	-	29	3.3%
UK Anti-Doping	7	22	-	-	29	3.3%
Canadian Centre for Ethics in Sport	24	4	-	-	28	3.1%
Equestrian Federation Spain	9	17	-	-	26	2.9%
Anti-Doping Norway	21	-	-	-	21	2.4%
United States Anti-Doping Agency	9	12	-	-	21	2.4%
Autoridade Antidopagem de Portugal	14	4	-	-	18	2.0%
Comitato Olimpico Nazionale Italiano	16	2	-	-	18	2.0%
Anti Doping Denmark	14	1	-	-	15	1.7%
Swedish Sports Confederation Anti-Doping Group	12	1	-	-	13	1.5%
Antidoping Switzerland	8	4	-	-	12	1.3%
Drug Free Sport New Zealand	11	-	-	-	11	1.2%
Fédération Française Handisport	11	-	-	-	11	1.2%
Finnish Anti-Doping Agency	9	-	-	-	9	1.0%
Korean Anti-Doping Agency	8	-	-	-	8	0.9%
National Anti-Doping Agency Austria GmbH	-	8	-	-	8	0.9%
Czech Anti-Doping Committee	7	-	-	-	7	0.8%
Irish Sports Council	7	-	-	-	7	0.8%
Slovak Anti-Doping Agency	7	-	-	-	7	0.8%
Colombian NADO	4	1	-	-	5	0.6%
Deutscher Behindertensportverband	5	-	-	-	5	0.6%
Roumanian National Anti-Doping Agency	2	3	-	-	5	0.6%
International Paralympic Committee	4	-	-	-	4	0.4%
Venezuela NADO	4	-	-	-	4	0.4%
Anti-Doping Singapore	-	2	-	-	2	0.2%
Luxembourg NADO	-	2	-	-	2	0.2%
National Olympic and Sports Association of Iceland	2	-	-	-	2	0.2%
World Anti-Doping Agency	-	2	-	-	2	0.2%
Bermuda Sport Anti Doping Authority	-	1	-	-	1	0.1%
Caribbean Regional Anti-Doping Organization	-	1	-	-	1	0.1%
Chinese Anti-Doping Agency	-	1	-	-	1	0.1%
Hong Kong Anti-Doping Committee	-	1	-	-	1	0.1%
Jordan Anti-doping Organization	-	1	-	-	1	0.1%
Anti-Doping department of State Sports Medicine Centre	-	1	-	-	1	0.1%
NADO Flanders	-	1	-	-	1	0.1%
Qatar National Antidoping Committee	-	1	-	-	1	0.1%
	<b>625</b>	<b>267</b>	<b>-</b>	<b>-</b>	<b>892</b>	

**Table G13: 2012 Anti-Doping Testing Figures - Olympic Sport - Fencing**

Testing Authority (TA)	Urine		Blood		Total Samples	%
	IC	OOB	IC	OOB		
Fédération Internationale d'Esgrime	326	32	-	-	358	18.2%
Russian National Anti-Doping Organization	64	123	-	-	187	9.5%
French Fencing Federation	40	50	-	1	91	4.6%
Chinese Anti-Doping Agency	13	76	-	-	89	4.5%
Roumanian National Anti-Doping Agency	39	41	-	-	80	4.1%
International Olympic Committee	69	-	-	-	69	3.5%
Korean Anti-Doping Agency	26	42	-	-	68	3.5%
Italian Ministry of Health Departement	60	-	-	-	60	3.1%
Comitato Olimpico Nazionale Italiano	37	17	-	-	54	2.7%
Kazakhstan National Anti-Doping Centre	-	54	-	-	54	2.7%
Cuba National Anti-Doping Agency	16	37	-	-	53	2.7%
German National Anti-Doping Agency	1	51	-	-	52	2.6%
Spain Federation of Fencing	19	28	-	-	47	2.4%
Poland Commission against Doping in Sports	4	42	-	-	46	2.3%
Japan Anti-Doping Agency	14	31	-	-	45	2.3%
Magyar Antidopping Csoport	9	34	-	-	43	2.2%
Colombian NADO	40	-	-	-	40	2.0%
Deutscher Fechter-Bund	31	-	-	-	31	1.6%
Fédération Royale Marocaine d'Esgrime	31	-	-	-	31	1.6%
UK Anti-Doping	3	26	-	-	29	1.5%
French Community of Belgium NADO	24	2	-	-	26	1.3%
United States Anti-Doping Agency	-	25	-	-	25	1.3%
Brazilian Fencing Confederation	4	18	-	-	22	1.1%
Sports Authority of Thailand	21	1	-	-	22	1.1%
Venezuela NADO	18	4	-	-	22	1.1%
Hong Kong Anti-Doping Committee	3	17	-	-	20	1.0%
National Anti-Doping Agency Austria GmbH	11	8	-	-	19	1.0%
Anti Doping Authority the Netherlands	11	7	-	-	18	0.9%
Hellenic National Council for Combatting Doping	12	5	-	-	17	0.9%
International Wheelchair & Amputee Sports Federation	16	-	-	-	16	0.8%
Saudi Arabian Antidoping Committee	16	-	-	-	16	0.8%
Slovak Anti-Doping Agency	15	-	-	-	15	0.8%
Chile National Anti-Doping Commission	12	2	-	-	14	0.7%
International Paralympic Committee	14	-	-	-	14	0.7%
Swedish Sports Confederation Anti-Doping Group	9	4	-	-	13	0.7%
Indonesian Anti-Doping Agency	12	-	-	-	12	0.6%
Italian Paralympic Committee	8	3	-	-	11	0.6%
World Anti-Doping Agency	-	10	-	-	10	0.5%
Anti-Doping Singapore	-	8	-	-	8	0.4%
Belarus National Anti-Doping Agency	-	8	-	-	8	0.4%
Autoridade Antidopagem de Portugal	4	3	-	-	7	0.4%
Chinese Taipei Anti-Doping Agency	-	7	-	-	7	0.4%
Fédération Française Handisport	5	2	-	-	7	0.4%
NADO Flanders	6	1	-	-	7	0.4%
Antidoping Switzerland	2	4	-	-	6	0.3%
Hong Kong Paralympic Committee & Sports Association for the Physically Disabled	4	2	-	-	6	0.3%
New Caledonia NADO	6	-	-	-	6	0.3%
Finnish Anti-Doping Agency	5	-	-	-	5	0.3%
Luxembourg NADO	4	1	-	-	5	0.3%
Canadian Centre for Ethics in Sport	3	2	-	-	5	0.3%
National Olympic and Sports Association of Iceland	2	3	-	-	5	0.3%
Anti-Doping Norway	-	4	-	-	4	0.2%
Czech Anti-Doping Committee	4	-	-	-	4	0.2%
Estonian Anti-Doping Agency	-	4	-	-	4	0.2%
Iran National Anti-Doping Organization	4	-	-	-	4	0.2%
Kuwait Anti-Doping Committee	4	-	-	-	4	0.2%
National Anti Doping Agency -India	-	3	-	-	3	0.2%
Qatar National Antidoping Committee	-	3	-	-	3	0.2%
l'Agence Nationale Antidopage Tunisie	-	2	-	-	2	0.1%
Anti-Doping Centre Bulgaria	-	1	-	1	2	0.1%

**Table G13: 2012 Anti-Doping Testing Figures - Olympic Sport - Fencing (continued)**

Testing Authority (TA)	Urine		Blood		Total Samples	%
	IC	OOB	IC	OOB		
Brazilian Paralympic Committee	2	-	-	-	2	0.1%
Irish Sports Council	2	-	-	-	2	0.1%
University Sport Board of Thailand	2	-	-	-	2	0.1%
Argentinian Fencing Federation	1	-	-	-	1	0.1%
Croatian Institute for Toxicology and Antidoping	-	1	-	-	1	0.1%
Israeli NADO	1	-	-	-	1	0.1%
Brazil Anti-Doping Agency	-	1	-	-	1	0.1%
Cyprus Anti-Doping Authority	1	-	-	-	1	0.1%
Spanish Sports Federation for People with Physical Disabilities	-	1	-	-	1	0.1%
Anti-Doping department of State Sports Medicine Centre	-	1	-	-	1	0.1%
South East Asia RADO	-	1	-	-	1	0.1%
	<b>1,110</b>	<b>853</b>	<b>-</b>	<b>2</b>	<b>1,965</b>	

**Table G14: 2012 Anti-Doping Testing Figures - Olympic Sport - Football**

Testing Authority (TA)	Urine		Blood		Total Samples	%
	IC	OOB	IC	OOB		
Comitato Olimpico Nazionale Italiano	2812	527	178	8	3,525	12.6%
Brazilian Football Confederation	3023	-	-	-	3,023	10.8%
Union of European Football Associations	1521	608	132	191	2,452	8.8%
Deutscher Fussball Bund	1676	-	-	-	1,676	6.0%
UK Anti-Doping	1314	239	69	46	1,668	6.0%
Turkish Football Federation	1300	87	-	-	1,387	5.0%
Spanish Football Federation	1150	47	-	-	1,197	4.3%
Autoridade Antidopagem de Portugal	742	316	-	29	1,087	3.9%
Fédération Internationale de Football Association	491	201	4	-	696	2.5%
Fédération française de football	332	168	94	17	611	2.2%
Japan Anti-Doping Agency	474	124	-	-	598	2.1%
Russian National Anti-Doping Organization	132	449	-	-	581	2.1%
German National Anti-Doping Agency	-	520	-	-	520	1.9%
Federacion Mexicana de Futbol Asociacion	487	-	-	-	487	1.7%
Football Federation of Iran	437	32	-	-	469	1.7%
Colombian NADO	419	20	-	-	439	1.6%
South American Football Confederation	379	-	-	-	379	1.4%
Hellenic National Council for Combatting Doping	359	-	-	-	359	1.3%
Swedish Sports Confederation Anti-Doping Group	125	199	-	-	324	1.2%
United Arab Emirates National Anti-doping Committee	296	3	-	-	299	1.1%
International Olympic Committee	278	-	8	-	286	1.0%
Anti-Doping Norway	154	123	-	-	277	1.0%
Asian Football Confederation	264	-	-	-	264	0.94%
South African Institute for Drug-Free Sport	240	22	-	-	262	0.94%
Roumanian National Anti-Doping Agency	124	104	-	30	258	0.92%
Anti Doping Authority the Netherlands	116	124	-	-	240	0.86%
Confederation Africaine de Football	229	-	-	-	229	0.82%
Ukrainian Football Federation	205	24	-	-	229	0.82%
Rio de Janeiro Football Federation	211	-	-	-	211	0.75%
NADO Flanders	144	67	-	-	211	0.75%
Australian Sports Anti-Doping Authority	82	118	-	-	200	0.71%
Italian Ministry of Health Departement	191	-	-	-	191	0.68%
Sports Authority of Thailand	159	23	-	-	182	0.65%
Chinese Anti-Doping Agency	20	145	-	1	166	0.59%
Federation Algerienne de Football	155	8	-	-	163	0.58%
Finnish Anti-Doping Agency	69	89	-	-	158	0.56%
Pernambuco Football Federation	151	-	-	-	151	0.54%
Poland Commission against Doping in Sports	120	19	-	8	147	0.52%
Anti Doping Denmark	62	71	-	-	133	0.47%
Federacao Gaucha de Futebol	130	-	-	-	130	0.46%
French Community of Belgium NADO	102	12	-	-	114	0.41%
Croatian Institute for Toxicology and Antidoping	107	6	-	-	113	0.40%
Venezuela NADO	106	-	-	-	106	0.38%
Saudi Arabian Antidoping Committee	104	-	-	-	104	0.37%
Cyprus Anti-Doping Authority	102	-	-	-	102	0.36%
National Anti-Doping Agency Austria GmbH	-	74	-	16	90	0.32%
Korean Anti-Doping Agency	14	72	-	-	86	0.31%
Qatar National Antidoping Committee	84	2	-	-	86	0.31%
Antidoping Switzerland	48	37	-	-	85	0.30%
Cuba National Anti-Doping Agency	-	64	-	-	64	0.23%
Anti-Doping Uruguay	52	11	-	-	63	0.22%
Drug Free Sport New Zealand	8	54	-	-	62	0.22%
Malta Football Association	61	-	-	-	61	0.22%
Mineira Football Federation	60	-	-	-	60	0.21%
Czech Anti-Doping Committee	50	8	-	-	58	0.21%
Israel Football Association	56	-	-	-	56	0.20%
Irish Sports Council	33	19	-	-	52	0.19%
Federacion Nacional de Futbol de Guatemala	48	3	-	-	51	0.18%
Kazakhstan National Anti-Doping Centre	-	51	-	-	51	0.18%

**Table G14: 2012 Anti-Doping Testing Figures - Olympic Sport - Football (continued)**

Testing Authority (TA)	Urine		Blood		Total Samples	%
	IC	OOB	IC	OOB		
Federacion Costarricense de Futbol	50	-	-	-	50	0.18%
National Anti Doping Agency -India	34	15	-	-	49	0.17%
Anti-Doping Centre Bulgaria	44	-	-	-	44	0.16%
Anti-Doping Agency of Serbia	32	10	-	-	42	0.15%
Agency for Anti-Doping Control of Bosnia and Herzegovina	32	-	-	-	32	0.11%
United States Anti-Doping Agency	-	32	-	-	32	0.11%
Korea Professional Football League	31	-	-	-	31	0.11%
Kuwait Anti-Doping Committee	26	-	-	-	26	0.09%
Canadian Centre for Ethics in Sport	6	16	-	-	22	0.08%
Africa Zone VI	20	-	-	-	20	0.07%
National Olympic and Sports Association of Iceland	10	8	-	-	18	0.06%
Magyar Antidopping Csoport	17	-	-	-	17	0.06%
Olympic Council of Asia	17	-	-	-	17	0.06%
Football Federation of Macedonia	16	-	-	-	16	0.06%
International Committee of Sports for the Deaf	15	-	-	-	15	0.05%
Indonesian Anti-Doping Agency	15	-	-	-	15	0.05%
Bahrain Anti-Doping Committee	14	-	-	-	14	0.05%
Libyan Olympic Committee	-	14	-	-	14	0.05%
Albania Ministry of Tourism Culture Youth and Sports	12	-	-	-	12	0.04%
Ceará Football Federation	12	-	-	-	12	0.04%
Rio Gande do Norte Football Federation	12	-	-	-	12	0.04%
Estonian Anti-Doping Agency	4	8	-	-	12	0.04%
Württembergischer Fußballverband e.V	12	-	-	-	12	0.04%
Bahia Football Federation	11	-	-	-	11	0.04%
Chinese Taipei Anti-Doping Agency	-	10	-	-	10	0.04%
Anti-Doping Commission of Malta	9	1	-	-	10	0.04%
University Sport Board of Thailand	9	-	-	-	9	0.03%
l'Agence Nationale Antidopage Tunisie	8	-	-	-	8	0.03%
Ecuador NADO	8	-	-	-	8	0.03%
International University Sport Federation	8	-	-	-	8	0.03%
Jamaica Anti-Doping Commission	-	7	-	-	7	0.02%
Africa Zone IV	-	6	-	-	6	0.02%
Caribbean Regional Anti-Doping Organization	-	6	-	-	6	0.02%
Fédération Française de Sport Universitaire	6	-	-	-	6	0.02%
Luxembourg NADO	5	-	-	-	5	0.02%
Egypt National Anti-doping Organization	5	-	-	-	5	0.02%
Anti-Doping Agency of Malaysia	4	-	-	-	4	0.01%
Alagoana Football Federation	4	-	-	-	4	0.01%
Conseil International des Sports Militaires	4	-	-	-	4	0.01%
International Paralympic Committee	4	-	-	-	4	0.01%
Iran National Anti-Doping Organization	4	-	-	-	4	0.01%
Anti-Doping department of State Sports Medicine Centre	4	-	-	-	4	0.01%
Turkish Cyprus Anti-Doping Agency	4	-	-	-	4	0.01%
Deutsches Polzeisport Kuratorium	-	3	-	-	3	0.01%
Jordan Anti-doping Organization	-	3	-	-	3	0.01%
South East Asia RADO	-	3	-	-	3	0.01%
Brazil Anti-Doping Agency	-	2	-	-	2	0.01%
Africa Regional Anti-Doping Organization Zone V	-	2	-	-	2	0.01%
Guatemala CNO	-	2	-	-	2	0.01%
Spain National Anti-Doping Agency	-	1	-	-	1	0.004%
Mozambique National Olympic Committee	-	1	-	-	1	0.004%
Central American RADO	-	1	-	-	1	0.004%
	<b>22,136</b>	<b>5,041</b>	<b>485</b>	<b>346</b>	<b>28,008</b>	



**Table G15: 2012 Anti-Doping Testing Figures - Olympic Sport - Golf**

Testing Authority (TA)	Urine		Blood		Total Samples	%
	IC	OOB	IC	OOB		
Spain Golf Federation	70	18	-	-	88	16.1%
Autoridade Antidopagem de Portugal	52	2	-	-	54	9.9%
German National Anti-Doping Agency	21	23	-	-	44	8.1%
Fédération française de Golf	37	-	-	-	37	6.8%
Italian Ministry of Health Departement	35	-	-	-	35	6.4%
Japan Anti-Doping Agency	31	-	-	-	31	5.7%
International Golf Federation	27	-	-	-	27	5.0%
Sports Authority of Thailand	6	21	-	-	27	5.0%
Ladies Professional Golfers' Association of Japan	24	-	-	-	24	4.4%
South African Institute for Drug-Free Sport	21	-	-	-	21	3.9%
Korean Anti-Doping Agency	19	-	-	-	19	3.5%
Korea Ladies Professional Golf Association	18	-	-	-	18	3.3%
Korea Professional Golf Association	18	-	-	-	18	3.3%
Anti Doping Authority the Netherlands	14	1	-	-	15	2.8%
Comitato Olimpico Nazionale Italiano	11	2	-	-	13	2.4%
Swedish Sports Confederation Anti-Doping Group	12	1	-	-	13	2.4%
Finnish Anti-Doping Agency	8	-	-	-	8	1.5%
Federação Paulista de Golfe	7	-	-	-	7	1.3%
National Anti Doping Agency -India	-	7	-	-	7	1.3%
Anti-Doping Norway	6	-	-	-	6	1.1%
International University Sport Federation	6	-	-	-	6	1.1%
Colombian NADO	4	-	-	-	4	0.7%
International Committee of Sports for the Deaf	-	4	-	-	4	0.7%
Indonesian Anti-Doping Agency	4	-	-	-	4	0.7%
Antidoping Switzerland	4	-	-	-	4	0.7%
SportAccord Event Organiser	3	-	-	-	3	0.6%
Anti-Doping department of State Sports Medicine Centre	-	2	-	-	2	0.4%
Qatar National Antidoping Committee	-	2	-	-	2	0.4%
United States Anti-Doping Agency	2	-	-	-	2	0.4%
National Olympic and Sports Association of Iceland	-	1	-	-	1	0.2%
National Anti-Doping Agency Austria GmbH	-	1	-	-	1	0.2%
	<b>460</b>	<b>85</b>	-	-	<b>545</b>	

**Table G16: 2012 Anti-Doping Testing Figures - Olympic Sport - Gymnastics**

Testing Authority (TA)	Urine		Blood		Total Samples	%
	IC	OOB	IC	OOB		
International Gymnastics Federation	221	56	-	1	278	11.5%
Russian National Anti-Doping Organization	45	142	-	-	187	7.7%
Spanish Federation of Gymnastics	50	95	-	-	145	6.0%
International Olympic Committee	132	-	3	-	135	5.6%
German National Anti-Doping Agency	24	108	-	-	132	5.5%
Japan Anti-Doping Agency	16	100	-	-	116	4.8%
Chinese Anti-Doping Agency	32	66	-	-	98	4.1%
Australian Sports Anti-Doping Authority	36	61	-	-	97	4.0%
Antidoping Switzerland	30	43	-	8	81	3.3%
Roumanian National Anti-Doping Agency	21	55	-	-	76	3.1%
UK Anti-Doping	19	46	1	7	73	3.0%
Fédération française de gymnastique	35	30	-	-	65	2.7%
Cuba National Anti-Doping Agency	-	63	-	-	63	2.6%
United States Anti-Doping Agency	34	28	-	-	62	2.6%
Kazakhstan National Anti-Doping Centre	-	79	-	-	79	3.3%
Comitato Olimpico Nazionale Italiano	34	16	-	8	58	2.4%
Korean Anti-Doping Agency	23	34	-	-	57	2.4%
Canadian Centre for Ethics in Sport	25	25	-	-	50	2.1%
Finnish Anti-Doping Agency	24	25	-	-	49	2.0%
Sports Authority of Thailand	29	20	-	-	49	2.0%
Autoridade Antidopagem de Portugal	35	9	-	-	44	1.8%
Anti Doping Authority the Netherlands	12	29	-	-	41	1.7%
NADO Flanders	12	17	-	-	29	1.2%
Poland Commission against Doping in Sports	28	-	-	-	28	1.2%
Belarus National Anti-Doping Agency	-	26	-	-	26	1.1%
Indonesian Anti-Doping Agency	24	-	-	-	24	1.0%
Swedish Sports Confederation Anti-Doping Group	11	10	-	-	21	0.87%
Israeli NADO	-	19	-	-	19	0.79%
World Anti-Doping Agency	-	14	-	5	19	0.79%
Colombian NADO	16	2	-	-	18	0.74%
Czech Anti-Doping Committee	14	3	-	-	17	0.70%
Italian Ministry of Health Departement	16	-	-	-	16	0.66%
Deutscher Turner-Bund	16	-	-	-	16	0.66%
Union europeenne de gymnastique	13	-	-	-	13	0.54%
Anti-Doping Norway	12	-	-	-	12	0.50%
National Anti-Doping Agency Austria GmbH	6	6	-	-	12	0.50%
Anti-Doping Centre Bulgaria	-	9	-	2	11	0.45%
Anti Doping Denmark	8	1	-	-	9	0.37%
Hellenic National Council for Combatting Doping	-	9	-	-	9	0.37%
Magyar Antidopping Csoport	-	9	-	-	9	0.37%
French Community of Belgium NADO	6	-	-	-	6	0.25%
GymnastiekFederatie Vlaanderen vzw	6	-	-	-	6	0.25%
National Anti Doping Agency -India	6	-	-	-	6	0.25%
Qatar National Antidoping Committee	-	6	-	-	6	0.25%
Venezuela NADO	5	1	-	-	6	0.25%
Saudi Arabian Antidoping Committee	5	-	-	-	5	0.21%
Drug Free Sport New Zealand	4	-	-	-	4	0.17%
Brazil Anti-Doping Agency	-	3	-	-	3	0.12%
Croatian Institute for Toxicology and Antidoping	-	3	-	-	3	0.12%
Egypt National Anti-doping Organization	-	3	-	-	3	0.12%
Olympic Committee – Puerto Rico	-	3	-	-	3	0.12%
Anti-Doping Singapore	-	2	-	-	2	0.08%
Luxembourg NADO	-	1	-	1	2	0.08%
Chile National Anti-Doping Commission	-	2	-	-	2	0.08%
International non-governmental organization for Sports Aerobics and Fitness	2	-	-	-	2	0.08%
Georgian Anti-Doping Agency	-	2	-	-	2	0.08%
Deutsche Jugendkraft-Sportverband	2	-	-	-	2	0.08%

**Table G16: 2012 Anti-Doping Testing Figures - Olympic Sport - Gymnastics**

Testing Authority (TA)	Urine		Blood		Total Samples	%
	IC	OOB	IC	OOB		
Irish Sports Council	-	2	-	-	2	0.08%
Slovak Anti-Doping Agency	-	2	-	-	2	0.08%
South East Asia RADO	-	2	-	-	2	0.08%
l'Agence Nationale Antidopage Tunisie	-	1	-	-	1	0.04%
Bermuda Sport Anti Doping Authority	-	1	-	-	1	0.04%
Caribbean Regional Anti-Doping Organization	-	1	-	-	1	0.04%
Eastern Europe RADO	-	1	-	-	1	0.04%
Hong Kong Anti-Doping Committee	-	1	-	-	1	0.04%
Anti-Doping department of State Sports Medicine Centre	-	1	-	-	1	0.04%
Lithuanian Anti-Doping Agency	-	1	-	-	1	0.04%
	<b>1,089</b>	<b>1,294</b>	<b>4</b>	<b>32</b>	<b>2,419</b>	

**Table G17: 2012 Anti-Doping Testing Figures - Olympic Sport - Handball**

Testing Authority (TA)	Urine		Blood		Total Samples	%
	IC	OOB	IC	OOB		
Fédération française de handball	229	184	-	16	429	10.8%
German National Anti-Doping Agency	133	150	-	-	283	7.1%
International Handball Federation	169	66	-	-	235	5.9%
Swedish Sports Confederation Anti-Doping Group	24	206	-	-	230	5.8%
Russian National Anti-Doping Organization	8	211	-	-	219	5.5%
Spanish Handball Federation (RFEBM)	92	70	-	-	162	4.1%
Anti-Doping Norway	105	49	-	-	154	3.9%
Japan Anti-Doping Agency	86	58	-	-	144	3.6%
Roumanian National Anti-Doping Agency	98	33	-	12	143	3.6%
Croatian Institute for Toxicology and Antidoping	100	40	-	-	140	3.5%
International Olympic Committee	140	-	-	-	140	3.5%
European Handball Federation	116	14	-	-	130	3.3%
Poland Commission against Doping in Sports	74	42	-	-	116	2.9%
Anti Doping Denmark	49	65	-	-	114	2.9%
Korean Anti-Doping Agency	22	81	-	-	103	2.6%
Finnish Anti-Doping Agency	46	37	-	-	83	2.1%
Qatar National Antidoping Committee	46	25	-	-	71	1.8%
Autoridade Antidopagem de Portugal	36	34	-	-	70	1.8%
Magyar Antidopping Csoport	26	42	-	-	68	1.7%
Italian Ministry of Health Departement	63	-	-	-	63	1.6%
Antidoping Switzerland	28	16	-	13	57	1.4%
Anti Doping Authority the Netherlands	54	1	-	-	55	1.4%
Czech Anti-Doping Committee	44	11	-	-	55	1.4%
Agency for Anti-Doping Control of Bosnia and Herzegovina	48	-	-	-	48	1.2%
Saudi Arabian Antidoping Committee	47	-	-	-	47	1.2%
UK Anti-Doping	-	43	-	-	43	1.1%
National Anti-Doping Agency Austria GmbH	8	32	-	-	40	1.0%
Sports Authority of Thailand	25	15	-	-	40	1.0%
Cuba National Anti-Doping Agency	-	37	-	-	37	0.93%
Comitato Olimpico Nazionale Italiano	17	9	-	9	35	0.88%
Chinese Anti-Doping Agency	8	24	-	-	32	0.81%
Kuwait Anti-Doping Committee	25	-	-	-	25	0.63%
French Community of Belgium NADO	24	-	-	-	24	0.61%
Venezuela NADO	24	-	-	-	24	0.61%
National Olympic and Sports Association of Iceland	4	19	-	-	23	0.58%
Olympic Council of Asia	28	-	-	-	28	0.71%
Comite National Olympique Marocain	18	-	-	-	18	0.45%
Kazakhstan National Anti-Doping Centre	-	28	-	-	28	0.71%
NADO Flanders	18	-	-	-	18	0.45%
Anti-Doping Uruguay	16	1	-	-	17	0.43%
Anti-Doping Agency of Serbia	16	-	-	-	16	0.40%
World Anti-Doping Agency	-	16	-	-	16	0.40%
Cyprus Anti-Doping Authority	14	-	-	-	14	0.35%
Oman Anti-Doping Committee	14	-	-	-	14	0.35%
Bahrain Anti-Doping Committee	12	-	-	-	12	0.30%
Union Sportive des Polices d'Europe	10	-	-	-	10	0.25%
Brazilian Handball Confederation	8	-	-	-	8	0.20%
Chinese Taipei Anti-Doping Agency	-	8	-	-	8	0.20%
Luxembourg NADO	4	3	-	-	7	0.18%
Africa Zone II & III	-	6	-	-	6	0.15%
Thailand Weightlifting Federation	-	6	-	-	6	0.15%
Africa Zone VI	-	4	-	-	4	0.10%
Estonian Anti-Doping Agency	-	4	-	-	4	0.10%
Hong Kong Anti-Doping Committee	-	4	-	-	4	0.10%
Israeli NADO	4	-	-	-	4	0.10%
Anti-Doping department of State Sports Medicine Centre	4	-	-	-	4	0.10%
Turkish Cyprus Anti-Doping Agency	4	-	-	-	4	0.10%
Turkish National Olympic Committee	4	-	-	-	4	0.10%
Comité Monegasque Antidopage	-	3	-	-	3	0.08%

**Table G17: 2012 Anti-Doping Testing Figures - Olympic Sport - Handball**

Testing Authority (TA)	Urine		Blood		Total Samples	%
	IC	OOB	IC	OOB		
Eastern Europe RADO	-	3	-	-	3	0.08%
Guatemala CNO	-	3	-	-	3	0.08%
United States Anti-Doping Agency	-	3	-	-	3	0.08%
Brazil Anti-Doping Agency	-	2	-	-	2	0.05%
Africa Zone IV	-	2	-	-	2	0.05%
Ecuador NADO	2	-	-	-	2	0.05%
National Anti Doping Agency -India	-	2	-	-	2	0.05%
Jordan Anti-doping Organization	-	2	-	-	2	0.05%
Slovak Anti-Doping Agency	-	2	-	-	2	0.05%
Belarus National Anti-Doping Agency	-	1	-	-	1	0.03%
Indian Ocean RADO	-	1	-	-	1	0.03%
Iran National Anti-Doping Organization	-	1	-	-	1	0.03%
United Arab Emirates National Anti-doping Committee	-	1	-	-	1	0.03%
	<b>2,194</b>	<b>1,720</b>	<b>-</b>	<b>50</b>	<b>3,964</b>	

**Table G18: 2012 Anti-Doping Testing Figures - Olympic Sport - Hockey**

Testing Authority (TA)	Urine		Blood		Total Samples	%
	IC	OOB	IC	OOB		
National Anti Doping Agency -India	68	202	-	20	290	13.4%
Australian Sports Anti-Doping Authority	74	98	-	-	172	7.9%
German National Anti-Doping Agency	-	161	-	-	161	7.4%
International Olympic Committee	120	-	16	-	136	6.3%
Korean Anti-Doping Agency	18	107	-	-	125	5.8%
Japan Anti-Doping Agency	82	42	-	-	124	5.7%
UK Anti-Doping	32	73	-	-	105	4.8%
Anti Doping Authority the Netherlands	54	49	-	-	103	4.8%
Real Federación Española de Hockey	28	60	-	-	88	4.1%
International Hockey Federation	59	28	-	-	87	4.0%
Chinese Anti-Doping Agency	8	50	-	23	81	3.7%
Drug Free Sport New Zealand	18	42	-	-	60	2.8%
South African Institute for Drug-Free Sport	33	27	-	-	60	2.8%
Anti-Doping Agency of Malaysia	48	-	-	-	48	2.2%
Sports Authority of Thailand	46	-	-	-	46	2.1%
Deutscher Hockey-Bund	45	-	-	-	45	2.1%
French Community of Belgium NADO	37	-	-	-	37	1.7%
Comitato Olimpico Nazionale Italiano	33	-	-	-	33	1.5%
Autoridade Antidopagem de Portugal	26	5	-	-	31	1.4%
NADO Flanders	18	12	-	-	30	1.4%
Irish Sports Council	19	8	-	-	27	1.2%
United States Anti-Doping Agency	-	27	-	-	27	1.2%
Italian Ministry of Health Departement	24	-	-	-	24	1.1%
Kazakhstan National Anti-Doping Centre	-	20	-	-	20	0.92%
Chinese Taipei Anti-Doping Agency	-	18	-	-	18	0.83%
Cuba National Anti-Doping Agency	-	17	-	-	17	0.79%
Fédération française de hockey	12	5	-	-	17	0.79%
Argentina National Anti-Doping Agency	16	-	-	-	16	0.74%
Canadian Centre for Ethics in Sport	5	11	-	-	16	0.74%
Antidoping Switzerland	14	-	-	-	14	0.65%
Poland Commission against Doping in Sports	6	7	-	-	13	0.60%
Czech Anti-Doping Committee	11	-	-	-	11	0.51%
Asian Hockey Federation	10	-	-	-	10	0.46%
International Wheelchair & Amputee Sports Federation	10	-	-	-	10	0.46%
Confederacion Argentina de Hockey	10	-	-	-	10	0.46%
National Anti-Doping Agency Austria GmbH	4	4	-	-	8	0.37%
Russian National Anti-Doping Organization	8	-	-	-	8	0.37%
Venezuela NADO	8	-	-	-	8	0.37%
World Anti-Doping Agency	-	6	-	-	6	0.28%
Roumanian National Anti-Doping Agency	2	3	-	-	5	0.23%
Italian Paralympic Committee	4	-	-	-	4	0.18%
Iran National Anti-Doping Organization	4	-	-	-	4	0.18%
Swedish Sports Confederation Anti-Doping Group	-	4	-	-	4	0.18%
Brazil Anti-Doping Agency	-	2	-	-	2	0.09%
Caribbean Regional Anti-Doping Organization	-	2	-	-	2	0.09%
Africa Regional Anti-Doping Organization Zone V	-	1	-	-	1	0.05%
Croatian Institute for Toxicology and Antidoping	-	1	-	-	1	0.05%
	<b>1,014</b>	<b>1,092</b>	<b>16</b>	<b>43</b>	<b>2,165</b>	

**Table G19: 2012 Anti-Doping Testing Figures - Olympic Sport - Ice Hockey**

Testing Authority (TA)	Urine		Blood		Total Samples	%
	IC	OOO	IC	OOO		
Russian National Anti-Doping Organization	454	331	-	-	785	23.9%
German National Anti-Doping Agency	90	269	-	20	379	11.5%
Swedish Sports Confederation Anti-Doping Group	90	243	-	-	333	10.1%
International Ice Hockey Federation	289	5	-	-	294	9.0%
Finnish Anti-Doping Agency	77	134	-	4	215	6.5%
Anti-Doping Norway	135	68	-	-	203	6.2%
Antidoping Switzerland	40	64	-	77	181	5.5%
Fédération Française de Hockey sur Glace	77	19	-	-	96	2.9%
Poland Commission against Doping in Sports	45	50	-	-	95	2.9%
Anti Doping Denmark	34	55	-	-	89	2.7%
Roumanian National Anti-Doping Agency	34	30	-	20	84	2.6%
Czech Anti-Doping Committee	40	18	-	-	58	1.8%
Italian Ministry of Health Departement	50	-	-	-	50	1.5%
National Anti-Doping Agency Austria GmbH	6	40	-	-	46	1.4%
Comitato Olimpico Nazionale Italiano	28	4	-	4	36	1.1%
Magyar Antidopping Csoport	26	9	-	-	35	1.1%
Chinese Anti-Doping Agency	30	-	-	-	30	0.9%
Canadian Centre for Ethics in Sport	9	17	-	-	26	0.8%
UK Anti-Doping	25	-	-	-	25	0.8%
Japan Anti-Doping Agency	24	-	-	-	24	0.7%
Kazakhstan National Anti-Doping Centre	-	22	-	-	22	0.7%
World Anti-Doping Agency	-	11	-	11	22	0.7%
Anti Doping Authority the Netherlands	20	-	-	-	20	0.6%
International Olympic Committee	18	2	-	-	20	0.6%
United States Anti-Doping Agency	1	19	-	-	20	0.6%
NADO Flanders	18	-	-	-	18	0.5%
Korean Anti-Doping Agency	12	4	-	-	16	0.5%
Slovak Anti-Doping Agency	16	-	-	-	16	0.5%
South African Institute for Drug-Free Sport	12	-	-	-	12	0.4%
Croatian Institute for Toxicology and Antidoping	9	1	-	-	10	0.3%
Oceania Regional Anti-Doping Organization	-	8	-	-	8	0.2%
National Olympic and Sports Association of Iceland	-	6	-	-	6	0.2%
Anti-Doping department of State Sports Medicine Centre	-	6	-	-	6	0.2%
Anti-Doping Agency of Serbia	4	-	-	-	4	0.1%
	<b>1,713</b>	<b>1,435</b>	<b>-</b>	<b>136</b>	<b>3,284</b>	

**Table G20: 2012 Anti-Doping Testing Figures - Olympic Sport - Judo**

Testing Authority (TA)	Urine		Blood		Total Samples	%
	IC	OOO	IC	OOO		
Russian National Anti-Doping Organization	223	358	-	-	581	13.7%
International Judo Federation	424	7	-	-	431	10.1%
Chinese Anti-Doping Agency	83	344	-	25	452	10.6%
Japan Anti-Doping Agency	174	110	-	2	286	6.7%
European Judo Union	283	-	-	-	283	6.7%
Kazakhstan National Anti-Doping Centre	-	233	-	-	233	5.5%
International Olympic Committee	119	-	18	-	137	3.2%
Fédération française de judo jujitsu kendo et disciplines associées	53	50	-	1	104	2.4%
Korean Anti-Doping Agency	44	45	5	-	94	2.2%
Antidoping Switzerland	22	69	-	-	91	2.1%
Roumanian National Anti-Doping Agency	8	61	-	7	76	1.8%
Canadian Centre for Ethics in Sport	20	51	-	-	71	1.7%
German National Anti-Doping Agency	1	69	-	-	70	1.6%
Cuba National Anti-Doping Agency	-	69	-	-	69	1.6%
National Anti Doping Agency -India	50	18	-	-	68	1.6%
Anti Doping Authority the Netherlands	27	39	-	-	66	1.6%
Poland Commission against Doping in Sports	27	37	-	2	66	1.6%
Sports Authority of Thailand	33	26	-	-	59	1.4%
UK Anti-Doping	15	37	1	4	57	1.3%
Spanish Federation of Judo and associated sports	30	26	-	-	56	1.3%
International Paralympic Committee	40	10	-	4	54	1.3%
Deutscher Judobund	49	-	-	-	49	1.2%
Indonesian Anti-Doping Agency	45	1	-	-	46	1.1%
Comitato Olimpico Nazionale Italiano	27	9	-	6	42	1.0%
Finnish Anti-Doping Agency	20	20	-	-	40	0.9%
United States Anti-Doping Agency	-	35	-	-	35	0.8%
NADO Flanders	24	9	-	-	33	0.8%
Autoridade Antidopagem de Portugal	9	17	-	6	32	0.8%
Brazilian Judo Confederation	30	2	-	-	32	0.8%
Magyar Antidopping Csoport	-	31	-	-	31	0.7%
Venezuela NADO	21	7	-	-	28	0.7%
Czech Anti-Doping Committee	16	8	-	-	24	0.6%
National Anti-Doping Agency Austria GmbH	6	18	-	-	24	0.6%
Swedish Sports Confederation Anti-Doping Group	12	12	-	-	24	0.6%
Croatian Institute for Toxicology and Antidoping	14	8	-	-	22	0.5%
Anti-Doping Norway	14	7	-	-	21	0.5%
Australian Sports Anti-Doping Authority	12	8	-	-	20	0.5%
Anti-Doping Centre Bulgaria	13	6	-	1	20	0.5%
World Anti-Doping Agency	-	20	-	-	20	0.5%
Chinese Taipei Anti-Doping Agency	16	1	-	-	17	0.4%
Iran National Anti-Doping Organization	17	-	-	-	17	0.4%
Saudi Arabian Antidoping Committee	16	-	-	-	16	0.4%
Mongolian National Olympic Committee	14	-	-	-	14	0.3%
Anti Doping Denmark	4	9	-	-	13	0.3%
Colombian NADO	11	2	-	-	13	0.3%
Anti-Doping Agency of Serbia	10	-	-	-	10	0.2%
French Community of Belgium NADO	6	3	-	-	9	0.2%
International Blind Sport Association	-	9	-	-	9	0.2%
Italian Ministry of Health Departement	8	-	-	-	8	0.2%
Ecuador NADO	8	-	-	-	8	0.2%
Spain Blind sports federation	-	7	-	1	8	0.2%
Georgian Anti-Doping Agency	-	7	-	-	7	0.2%
Fédération Royale Marocaine de Judo et Arts martiaux	7	-	-	-	7	0.2%
Africa Zone VI	6	-	-	-	6	0.1%
Belarus National Anti-Doping Agency	-	6	-	-	6	0.1%
Comité Monegasque Antidopage	4	2	-	-	6	0.1%
Comite National Olympique Marocain	5	1	-	-	6	0.1%
Brazilian Paralympic Committee	-	6	-	-	6	0.1%
Hellenic National Council for Combatting Doping	4	2	-	-	6	0.1%
Israeli NADO	-	6	-	-	6	0.1%
Anti-Doping department of State Sports Medicine Centre	4	2	-	-	6	0.1%



**Table G20: 2012 Anti-Doping Testing Figures - Olympic Sport - Judo (continued)**

Testing Authority (TA)	Urine		Blood		Total Samples	%
	IC	OOB	IC	OOB		
Agency for Anti-Doping Control of Bosnia and Herzegovina	-	5	-	-	5	0.1%
Estonian Anti-Doping Agency	-	5	-	-	5	0.1%
Fédération Française Handisport	-	5	-	-	5	0.1%
Fédération Française de Sport Universitaire	5	-	-	-	5	0.1%
Anti-Doping Commission of Malta	4	1	-	-	5	0.1%
Slovenian Anti Doping Commission	-	5	-	-	5	0.1%
Africa Zone I	-	4	-	-	4	0.1%
Luxembourg NADO	-	3	-	1	4	0.1%
l'Agence Nationale Antidopage Tunisie	-	4	-	-	4	0.1%
Egypt National Anti-doping Organization	-	4	-	-	4	0.1%
Irish Sports Council	2	2	-	-	4	0.1%
Qatar National Antidoping Committee	-	4	-	-	4	0.1%
University Sport Board of Thailand	4	-	-	-	4	0.1%
Turkish National Olympic Committee	4	-	-	-	4	0.1%
Union Sportive Internationale des Polices	4	-	-	-	4	0.1%
Africa Zone IV	-	3	-	-	3	0.1%
Brazil Anti-Doping Agency	-	2	-	-	2	0.05%
Africa Zone II & III	-	2	-	-	2	0.05%
Libyan Olympic Committee	-	2	-	-	2	0.05%
Eastern Europe RADO	-	2	-	-	2	0.05%
Deutsche Jugendkraft-Sportverband	2	-	-	-	2	0.05%
Gulf States and Yemen RADO	-	2	-	-	2	0.05%
Hong Kong Anti-Doping Committee	-	2	-	-	2	0.05%
Indian Ocean RADO	-	2	-	-	2	0.05%
Kuwait Anti-Doping Committee	2	-	-	-	2	0.05%
National Anti-Doping Commission of Barbados	-	2	-	-	2	0.05%
Andorra National Anti-Doping Commission	-	1	-	-	1	0.02%
Com. Olimp. Boliviano	-	1	-	-	1	0.02%
Chile National Anti-Doping Commission	-	1	-	-	1	0.02%
Drug Free Sport New Zealand	-	1	-	-	1	0.02%
National Olympic and Sports Association of Iceland	-	1	-	-	1	0.02%
Oceania Regional Anti-Doping Organization	-	1	-	-	1	0.02%
Central American RADO	-	1	-	-	1	0.02%
Slovak Anti-Doping Agency	-	1	-	-	1	0.02%
South American Sports Drug Agency	-	1	-	-	1	0.02%
South Asia RADO	1	-	-	-	1	0.02%
Anti-Doping Uruguay	1	-	-	-	1	0.02%
	<b>2,157</b>	<b>2,010</b>	<b>24</b>	<b>60</b>	<b>4,251</b>	

**Table G21: 2012 Anti-Doping Testing Figures - Olympic Sport - Luge**

Testing Authority (TA)	Urine		Blood		Total Samples	%
	IC	OOB	IC	OOB		
Russian National Anti-Doping Organization	38	137	-	-	175	53.0%
German National Anti-Doping Agency	3	45	-	-	48	14.5%
International Luge Federation	28	9	-	-	37	11.2%
United States Anti-Doping Agency	1	19	-	-	20	6.1%
International Olympic Committee	15	4	-	-	19	5.8%
Canadian Centre for Ethics in Sport	4	6	-	-	10	3.0%
Anti-Doping department of State Sports Medicine Centre	6	-	-	-	6	1.8%
National Anti-Doping Agency Austria GmbH	-	6	-	-	6	1.8%
World Anti-Doping Agency	-	5	-	-	5	1.5%
Japan Anti-Doping Agency	2	-	-	-	2	0.6%
Antidoping Switzerland	-	2	-	-	2	0.6%
	<b>97</b>	<b>233</b>	<b>-</b>	<b>-</b>	<b>330</b>	

**Table G22: 2012 Anti-Doping Testing Figures - Olympic Sport - Modern Pentathlon**

Testing Authority (TA)	Urine		Blood		Total Samples	%
	IC	OOB	IC	OOB		
Russian National Anti-Doping Organization	44	84	-	-	128	21.7%
Union Internationale de Pentathlon Moderne	61	30	-	-	91	15.4%
International Olympic Committee	23	-	30	-	53	9.0%
Magyar Antidopping Csoport	30	14	-	-	44	7.5%
Poland Commission against Doping in Sports	21	13	-	-	34	5.8%
Chinese Anti-Doping Agency	12	12	-	8	32	5.4%
German National Anti-Doping Agency	-	28	-	-	28	4.7%
Kazakhstan National Anti-Doping Centre	-	21	-	-	21	3.6%
World Anti-Doping Agency	-	17	-	-	17	2.9%
UK Anti-Doping	-	16	-	-	16	2.7%
Korean Anti-Doping Agency	4	11	-	-	15	2.5%
Comitato Olimpico Nazionale Italiano	3	8	-	2	13	2.2%
Fédération Française de Pentathlon Moderne	1	12	-	-	13	2.2%
Conseil International des Sports Militaires	10	-	-	-	10	1.7%
Japan Anti-Doping Agency	5	5	-	-	10	1.7%
Federación Española de Pentatlón Moderno	-	8	-	-	8	1.4%
Swedish Sports Confederation Anti-Doping Group	8	-	-	-	8	1.4%
Belarus National Anti-Doping Agency	-	5	-	-	5	0.8%
Czech Anti-Doping Committee	-	5	-	-	5	0.8%
Chinese Taipei Anti-Doping Agency	-	5	-	-	5	0.8%
Autoridade Antidopagem de Portugal	4	-	-	-	4	0.7%
Colombian NADO	4	-	-	-	4	0.7%
Irish Sports Council	-	4	-	-	4	0.7%
Anti-Doping Centre Bulgaria	-	3	-	-	3	0.5%
Finnish Anti-Doping Agency	3	-	-	-	3	0.5%
Australian Sports Anti-Doping Authority	-	2	-	-	2	0.3%
Canadian Centre for Ethics in Sport	-	2	-	-	2	0.3%
Anti-Doping department of State Sports Medicine Centre	-	2	-	-	2	0.3%
National Anti-Doping Agency Austria GmbH	-	2	-	-	2	0.3%
Antidoping Switzerland	-	2	-	-	2	0.3%
United States Anti-Doping Agency	-	2	-	-	2	0.3%
Brazil Anti-Doping Agency	-	1	-	-	1	0.2%
Chile National Anti-Doping Commission	-	1	-	-	1	0.2%
Cuba National Anti-Doping Agency	-	1	-	-	1	0.2%
Lithuanian Anti-Doping Agency	-	1	-	-	1	0.2%
	<b>233</b>	<b>317</b>	<b>30</b>	<b>10</b>	<b>590</b>	

**Table G23: 2012 Anti-Doping Testing Figures - Olympic Sport - Rowing**

Testing Authority (TA)	Urine		Blood		Total Samples	%
	IC	OOB	IC	OOB		
Chinese Anti-Doping Agency	116	454	-	54	624	12.8%
German National Anti-Doping Agency	-	497	-	67	564	11.6%
Russian National Anti-Doping Organization	173	254	70	58	555	11.4%
International Olympic Committee	177	-	123	-	300	6.2%
International Rowing Federation	80	105	-	6	191	3.9%
Roumanian National Anti-Doping Agency	37	99	-	12	148	3.0%
UK Anti-Doping	18	127	-	-	145	3.0%
Australian Sports Anti-Doping Authority	40	103	-	1	144	3.0%
Poland Commission against Doping in Sports	12	124	-	8	144	3.0%
Drug Free Sport New Zealand	23	107	-	-	130	2.7%
Canadian Centre for Ethics in Sport	24	99	-	1	124	2.5%
Rowing Federation of Spain	69	39	-	12	120	2.5%
Asociación de Clubes de Traineras	43	46	12	2	103	2.1%
United States Anti-Doping Agency	10	92	-	-	102	2.1%
Anti Doping Authority the Netherlands	35	65	-	-	100	2.1%
National Anti Doping Agency -India	45	46	-	-	91	1.9%
French Rowing Federation	7	75	-	1	83	1.7%
Comitato Olimpico Nazionale Italiano	29	26	12	12	79	1.6%
Czech Anti-Doping Committee	31	23	-	12	66	1.4%
Japan Anti-Doping Agency	44	17	-	-	61	1.3%
Anti Doping Denmark	24	35	-	-	59	1.2%
National Anti-Doping Agency Austria GmbH	-	46	-	10	56	1.2%
Deutscher Ruderverband	52	-	-	-	52	1.1%
Sports Authority of Thailand	22	28	-	-	50	1.0%
Brazilian Rowing Confederation	-	47	-	-	47	1.0%
Korean Anti-Doping Agency	21	26	-	-	47	1.0%
Antidoping Switzerland	19	20	-	6	45	0.93%
GV Gobierno Vasco	24	20	-	-	44	0.90%
Swedish Sports Confederation Anti-Doping Group	36	6	-	-	42	0.86%
Autoridade Antidopagem de Portugal	9	11	-	19	39	0.80%
Finnish Anti-Doping Agency	16	17	-	3	36	0.74%
World Anti-Doping Agency	-	21	-	13	34	0.70%
Hellenic National Council for Combatting Doping	20	11	-	-	31	0.64%
South African Institute for Drug-Free Sport	5	20	-	-	25	0.51%
International Paralympic Committee	12	6	2	4	24	0.49%
Irish Sports Council	8	16	-	-	24	0.49%
Asociación de Remo del Cantábrico	17	6	-	-	23	0.47%
Anti-Doping Norway	12	8	-	-	20	0.41%
Donostia Kultura EPE	20	-	-	-	20	0.41%
Hong Kong Anti-Doping Committee	2	16	-	2	20	0.41%
Magyar Antidopping Csoport	10	10	-	-	20	0.41%
NADO Flanders	12	8	-	-	20	0.41%
Anti-Doping Centre Bulgaria	9	10	-	-	19	0.39%
International University Sport Federation	17	-	-	-	17	0.35%
Kazakhstan National Anti-Doping Centre	-	17	-	-	17	0.35%
Anti-Doping Agency of Serbia	-	15	-	-	15	0.31%
Lithuanian Anti-Doping Agency	12	2	-	-	14	0.29%
Brazil Anti-Doping Agency	-	11	-	-	11	0.23%
Venezuela NADO	10	-	-	-	10	0.21%
Belarus National Anti-Doping Agency	7	2	-	-	9	0.19%
Federación Vasca de Remo	8	-	-	-	8	0.16%
Indonesian Anti-Doping Agency	-	8	-	-	8	0.16%
Anti-Doping Commission of Malta	8	-	-	-	8	0.16%
Croatian Institute for Toxicology and Antidoping	-	7	-	-	7	0.14%
Chinese Taipei Anti-Doping Agency	-	7	-	-	7	0.14%
Cuba National Anti-Doping Agency	-	7	-	-	7	0.14%
Estonian Anti-Doping Agency	-	7	-	-	7	0.14%
Fédération Française des Sociétés d'Aviron	-	7	-	-	7	0.14%
Thailand Weightlifting Federation	-	5	-	-	5	0.10%
Rowing Australia	4	-	-	-	4	0.08%
Italian Paralympic Committee	-	4	-	-	4	0.08%

**Table G23: 2012 Anti-Doping Testing Figures - Olympic Sport - Rowing (continued)**

Testing Authority (TA)	Urine		Blood		Total Samples	%
	IC	OOB	IC	OOB		
Italian Ministry of Health Departement	4	-	-	-	4	0.08%
Anti-Doping department of State Sports Medicine Centre	2	2	-	-	4	0.08%
Organisation Deportiva Bolivariana	3	-	-	-	3	0.06%
Africa Regional Anti-Doping Organization Zone V	-	2	-	-	2	0.04%
l'Agence Nationale Antidopage Tunisie	-	2	-	-	2	0.04%
Cyprus Anti-Doping Authority	2	-	-	-	2	0.04%
Guatemala CNO	-	2	-	-	2	0.04%
Anti-Doping Uruguay	2	-	-	-	2	0.04%
Anti-doping Organization of Pakistan	1	-	-	-	1	0.02%
Anti-Doping Singapore	-	1	-	-	1	0.02%
Comité Monegasque Antidopage	-	1	-	-	1	0.02%
Fédération française du sport adapté	-	1	-	-	1	0.02%
South East Asia RADO	-	1	-	-	1	0.02%
University Sport Board of Thailand	1	-	-	-	1	0.02%
	<b>1,444</b>	<b>2,897</b>	<b>219</b>	<b>303</b>	<b>4,863</b>	

**Table G24: 2012 Anti-Doping Testing Figures - Olympic Sport - Rugby**

Testing Authority (TA)	Urine		Blood		Total Samples	%
	IC	OOCC	IC	OOCC		
International Rugby Board	507	882	23	66	1,478	18.6%
UK Anti-Doping	423	565	107	64	1,159	14.6%
Australian Sports Anti-Doping Authority	339	605	20	97	1,061	13.4%
South African Institute for Drug-Free Sport	475	266	-	74	815	10.3%
Federation Francaise de Rugby	278	159	41	15	493	6.2%
Japan Anti-Doping Agency	191	209	-	7	407	5.1%
Roumanian National Anti-Doping Agency	163	59	-	115	337	4.2%
Drug Free Sport New Zealand	110	139	-	8	257	3.2%
Comitato Olimpico Nazionale Italiano	100	41	-	30	171	2.2%
Canadian Centre for Ethics in Sport	52	100	-	-	152	1.9%
Irish Sports Council	38	73	-	17	128	1.6%
Poland Commission against Doping in Sports	58	52	-	-	110	1.4%
Six Nations Rugby Limited	109	-	-	-	109	1.4%
German National Anti-Doping Agency	-	107	-	-	107	1.3%
Spanish Rugby Federation	44	59	-	-	103	1.3%
Russian National Anti-Doping Organization	-	90	-	-	90	1.1%
European Rugby Cup	82	-	-	-	82	1.0%
Sri Lanka Anti Doping Agency	52	27	-	-	79	1.0%
Italian Ministry of Health Departement	76	-	-	-	76	1.0%
Swedish Sports Confederation Anti-Doping Group	35	36	-	4	75	0.95%
Autoridade Antidopagem de Portugal	39	17	-	-	56	0.71%
Kazakhstan National Anti-Doping Centre	-	42	-	-	42	0.53%
Anti Doping Authority the Netherlands	26	14	-	-	40	0.50%
Chile National Anti-Doping Commission	34	5	-	-	39	0.49%
Sports Authority of Thailand	34	-	-	-	34	0.43%
Korean Anti-Doping Agency	7	20	6	-	33	0.42%
Australian Rugby Union	8	21	-	-	29	0.37%
Anti Doping Denmark	8	20	-	-	28	0.35%
United States Anti-Doping Agency	1	26	-	-	27	0.34%
Czech Anti-Doping Committee	16	10	-	-	26	0.33%
Antidoping Switzerland	16	-	10	-	26	0.33%
Union Argentina de Rugby	24	-	-	-	24	0.30%
International Wheelchair Rugby Federation	16	7	-	-	23	0.29%
International Paralympic Committee	14	8	-	-	22	0.28%
Venezuela NADO	22	-	-	-	22	0.28%
Chinese Anti-Doping Agency	12	9	-	-	21	0.26%
Hong Kong Anti-Doping Committee	-	17	-	1	18	0.23%
International University Sport Federation	12	-	-	-	12	0.15%
Georgian Anti-Doping Agency	4	8	-	-	12	0.15%
NADO Flanders	12	-	-	-	12	0.15%
Anti-Doping Norway	6	5	-	-	11	0.14%
Fédération Française Handisport	-	11	-	-	11	0.14%
Anti-Doping Agency of Malaysia	8	-	-	-	8	0.10%
Namibia National Olympic Committee	8	-	-	-	8	0.10%
Organisation Deportiva Bolivariana	8	-	-	-	8	0.10%
Chinese Taipei Anti-Doping Agency	-	6	-	-	6	0.08%
Federation Française de rugby à XIII	-	6	-	-	6	0.08%
Deutscher Rugby-Verband	6	-	-	-	6	0.08%
National Anti-Doping Agency Austria GmbH	6	-	-	-	6	0.08%
Anti-Doping Singapore	-	4	-	-	4	0.05%
Magyar Antidopping Csoport	3	1	-	-	4	0.05%
University Sport Board of Thailand	4	-	-	-	4	0.05%
Anti-Doping Uruguay	4	-	-	-	4	0.05%
Brazil Anti-Doping Agency	3	-	-	-	3	0.04%
Ecuador NADO	2	-	-	-	2	0.03%
Anti-Doping department of State Sports Medicine Centre	2	-	-	-	2	0.03%
Africa Zone II & III	-	1	-	-	1	0.01%
Anti-Doping Commission of Malta	-	1	-	-	1	0.01%
	<b>3,497</b>	<b>3,728</b>	<b>207</b>	<b>498</b>	<b>7,930</b>	

**Table G25: 2012 Anti-Doping Testing Figures - Olympic Sport - Sailing**

Testing Authority (TA)	Urine		Blood		Total Samples	%
	IC	OOO	IC	OOO		
International Olympic Committee	141	-	-	-	141	13.7%
International Sailing Federation	40	37	-	5	82	7.9%
Royal Spanish Sailing Federation	17	38	-	-	55	5.3%
Japan Anti-Doping Agency	39	9	-	-	48	4.7%
German National Anti-Doping Agency	-	46	-	-	46	4.5%
Autoridade Antidopagem de Portugal	28	16	-	-	44	4.3%
Anti Doping Authority the Netherlands	17	26	-	-	43	4.2%
Korean Anti-Doping Agency	18	24	-	-	42	4.1%
Russian National Anti-Doping Organization	-	42	-	-	42	4.1%
UK Anti-Doping	7	24	-	-	31	3.0%
Australian Sports Anti-Doping Authority	4	20	-	-	24	2.3%
Fédération française de voile	-	23	-	-	23	2.2%
Cuba National Anti-Doping Agency	-	22	-	-	22	2.1%
Finnish Anti-Doping Agency	7	14	-	1	22	2.1%
National Anti-Doping Agency Austria GmbH	-	21	-	-	21	2.0%
Comitato Olimpico Nazionale Italiano	13	6	-	1	20	1.9%
Drug Free Sport New Zealand	16	4	-	-	20	1.9%
United States Anti-Doping Agency	-	19	-	-	19	1.8%
Chinese Anti-Doping Agency	5	12	-	-	17	1.6%
Anti-Doping Norway	14	2	-	-	16	1.6%
Croatian Institute for Toxicology and Antidoping	-	16	-	-	16	1.6%
Indonesian Anti-Doping Agency	16	-	-	-	16	1.6%
Anti Doping Denmark	-	15	-	-	15	1.5%
Hellenic National Council for Combatting Doping	-	15	-	-	15	1.5%
Fédération Française de Sport Universitaire	13	-	-	-	13	1.3%
Israeli NADO	-	12	-	-	12	1.2%
Irish Sports Council	9	2	-	-	11	1.1%
Swedish Sports Confederation Anti-Doping Group	-	10	-	-	10	1.0%
Antidoping Switzerland	4	6	-	-	10	1.0%
Brazil Anti-Doping Agency	-	9	-	-	9	0.9%
Anti-Doping Singapore	-	8	-	-	8	0.8%
Canadian Centre for Ethics in Sport	3	5	-	-	8	0.8%
International University Sport Federation	7	-	-	-	7	0.7%
Roumanian National Anti-Doping Agency	5	2	-	-	7	0.7%
Anti-Doping Agency of Malaysia	6	-	-	-	6	0.6%
Czech Anti-Doping Committee	6	-	-	-	6	0.6%
Colombian NADO	6	-	-	-	6	0.6%
Deutscher Segler-Verband	6	-	-	-	6	0.6%
Poland Commission against Doping in Sports	5	1	-	-	6	0.6%
Sports Authority of Thailand	5	1	-	-	6	0.6%
Venezuela NADO	5	1	-	-	6	0.6%
Deutscher Behindertensportverband	5	-	-	-	5	0.5%
National Anti Doping Agency -India	-	5	-	-	5	0.5%
International Paralympic Committee	5	-	-	-	5	0.5%
World Anti-Doping Agency	-	5	-	-	5	0.5%
Belarus National Anti-Doping Agency	-	4	-	-	4	0.4%
Cyprus Anti-Doping Authority	1	2	-	-	3	0.3%
Estonian Anti-Doping Agency	-	3	-	-	3	0.3%
Guatemala CNO	-	3	-	-	3	0.3%
Magyar Antidopping Csoport	-	3	-	-	3	0.3%
Qatar National Antidoping Committee	-	3	-	-	3	0.3%
Bermuda Sport Anti Doping Authority	-	2	-	-	2	0.2%
Comité Monegasque Antidopage	-	2	-	-	2	0.2%
Indian Ocean RADO	-	2	-	-	2	0.2%
NADO Flanders	-	2	-	-	2	0.2%
Anti-Doping Uruguay	2	-	-	-	2	0.2%
Chile National Anti-Doping Commission	-	1	-	-	1	0.1%
Chinese Taipei Anti-Doping Agency	-	1	-	-	1	0.1%
Ecuador NADO	-	1	-	-	1	0.1%
Fédération Française Handisport	-	1	-	-	1	0.1%
Guatemala NADO	-	1	-	-	1	0.1%
Anti-Doping Commission of Malta	-	1	-	-	1	0.1%
	<b>475</b>	<b>550</b>	<b>-</b>	<b>7</b>	<b>1,032</b>	

**Table G26: 2012 Anti-Doping Testing Figures - Olympic Sport - Shooting Sports**

Testing Authority (TA)	Urine		Blood		Total Samples	%
	IC	OOB	IC	OOB		
International Shooting Sport Federation	382	10	-	-	392	15.0%
Russian National Anti-Doping Organization	275	59	-	-	334	12.8%
Chinese Anti-Doping Agency	110	100	-	-	210	8.0%
Deutscher Schützenbund	136	10	-	-	146	5.6%
Korean Anti-Doping Agency	26	84	-	-	110	4.2%
International Olympic Committee	103	-	-	-	103	3.9%
German National Anti-Doping Agency	-	77	-	-	77	2.9%
Autoridade Antidopagem de Portugal	68	5	-	-	73	2.8%
Australian Sports Anti-Doping Authority	72	-	-	-	72	2.8%
Sports Authority of Thailand	52	7	-	-	59	2.3%
Kazakhstan National Anti-Doping Centre	65	4	-	-	69	2.6%
Real Federación Española de Tiro Olímpico	24	28	-	-	52	2.0%
Fédération française de tir	25	26	-	-	51	2.0%
National Anti Doping Agency -India	34	14	-	-	48	1.8%
Anti-Doping Singapore	45	-	-	-	45	1.7%
Cyprus Anti-Doping Authority	36	-	-	-	36	1.4%
United States Anti-Doping Agency	25	10	-	-	35	1.3%
Cuba National Anti-Doping Agency	-	33	-	-	33	1.3%
Comitato Olimpico Nazionale Italiano	19	13	-	-	32	1.2%
South African Institute for Drug-Free Sport	32	-	-	-	32	1.2%
Conseil International des Sports Militaires	29	-	-	-	29	1.1%
Finnish Anti-Doping Agency	24	4	-	-	28	1.1%
Roumanian National Anti-Doping Agency	23	4	-	-	27	1.0%
Asian Shooting Confederation	26	-	-	-	26	1.0%
Japan Anti-Doping Agency	19	6	-	-	25	1.0%
UK Anti-Doping	14	11	-	-	25	1.0%
International University Sport Federation	24	-	-	-	24	0.92%
Anti Doping Authority the Netherlands	22	1	-	-	23	0.88%
Deutscher Behindertensportverband	23	-	-	-	23	0.88%
International Paralympic Committee	26	-	-	-	26	1.00%
Belarus National Anti-Doping Agency	-	20	-	-	20	0.77%
Colombian NADO	20	-	-	-	20	0.77%
Anti-Doping Norway	17	-	-	-	17	0.65%
Magyar Antidopping Csoport	-	16	-	-	16	0.61%
Indonesian Anti-Doping Agency	15	1	-	-	16	0.61%
National Anti-Doping Agency Austria GmbH	6	10	-	-	16	0.61%
Venezuela NADO	16	-	-	-	16	0.61%
Anti-Doping Agency of Malaysia	13	-	-	-	13	0.50%
Swedish Sports Confederation Anti-Doping Group	10	3	-	-	13	0.50%
Slovak Anti-Doping Agency	-	13	-	-	13	0.50%
Czech Anti-Doping Committee	12	-	-	-	12	0.46%
Croatian Institute for Toxicology and Antidoping	11	1	-	-	12	0.46%
Anti-Doping Agency of Serbia	11	-	-	-	11	0.42%
Agency for Anti-Doping Control of Bosnia and Herzegovina	10	1	-	-	11	0.42%
Drug Free Sport New Zealand	9	-	-	-	9	0.34%
Qatar National Antidoping Committee	-	9	-	-	9	0.34%
United Arab Emirates National Anti-doping Committee	7	2	-	-	9	0.34%
Poland Commission against Doping in Sports	8	-	-	-	8	0.31%
Italian Paralympic Committee	4	4	-	-	8	0.31%
Chinese Taipei Anti-Doping Agency	-	8	-	-	8	0.31%
Anti Doping Denmark	7	-	-	-	7	0.27%
Brazilian Paralympic Committee	7	-	-	-	7	0.27%
Fédération Française de Ball Trap et de Tir à balle	7	-	-	-	7	0.27%
Anti-Doping Centre Bulgaria	-	6	-	-	6	0.23%
Spanish Sports Federation for People with Physical Disabilities	6	-	-	-	6	0.23%
Kuwait Anti-Doping Committee	6	-	-	-	6	0.23%
Hellenic National Council for Combatting Doping	-	5	-	-	5	0.19%
Anti-Doping Commission of Malta	3	2	-	-	5	0.19%
World Anti-Doping Agency	-	5	-	-	5	0.19%
Brazil Anti-Doping Agency	-	4	-	-	4	0.15%

**Table G26: 2012 Anti-Doping Testing Figures - Olympic Sport - Shooting Sports**

Testing Authority (TA)	Urine		Blood		Total Samples	%
	IC	OOB	IC	OOB		
University Sport Board of Thailand	4	-	-	-	4	0.15%
South East Asia RADO	-	3	-	-	3	0.11%
Georgian Anti-Doping Agency	-	2	-	-	2	0.08%
Israeli NADO	-	2	-	-	2	0.08%
Saudi Arabian Antidoping Committee	2	-	-	-	2	0.08%
Central American RADO	-	2	-	-	2	0.08%
South Asia RADO	2	-	-	-	2	0.08%
Luxembourg NADO	-	1	-	-	1	0.04%
Albania Ministry of Tourism Culture Youth and Sports	-	1	-	-	1	0.04%
l'Agence Nationale Antidopage Tunisie	-	1	-	-	1	0.04%
Andorra National Anti-Doping Commission	-	1	-	-	1	0.04%
Com. Olimp. Boliviano	-	1	-	-	1	0.04%
Canadian Centre for Ethics in Sport	-	1	-	-	1	0.04%
Chile National Anti-Doping Commission	-	1	-	-	1	0.04%
Ecuador NADO	-	1	-	-	1	0.04%
Eastern Europe RADO	-	1	-	-	1	0.04%
Fédération Française Handisport	-	1	-	-	1	0.04%
Hong Kong Anti-Doping Committee	-	1	-	-	1	0.04%
National Olympic and Sports Association of Iceland	-	1	-	-	1	0.04%
Anti-Doping department of State Sports Medicine Centre	-	1	-	-	1	0.04%
Namibia National Olympic Committee	-	1	-	-	1	0.04%
Olympic Committee – Puerto Rico	-	1	-	-	1	0.04%
Comitato Permanente Antidoping	-	1	-	-	1	0.04%
	<b>1,972</b>	<b>641</b>	-	-	<b>2,613</b>	



**Table G27: 2012 Anti-Doping Testing Figures - Olympic Sport - Skating**

Testing Authority (TA)	Urine		Blood		Total Samples	%
	IC	OOO	IC	OOO		
International Skating Union	792	199	2	25	1,018	26.2%
Russian National Anti-Doping Organization	255	536	-	56	847	21.8%
German National Anti-Doping Agency	-	219	-	31	250	6.4%
Chinese Anti-Doping Agency	163	59	12	-	234	6.0%
United States Anti-Doping Agency	93	136	-	3	232	6.0%
Colombian NADO	112	24	10	-	146	3.8%
Canadian Centre for Ethics in Sport	24	100	-	20	144	3.7%
Anti Doping Authority the Netherlands	86	47	-	-	133	3.4%
Japan Anti-Doping Agency	48	78	-	-	126	3.2%
Korean Anti-Doping Agency	33	49	-	-	82	2.1%
Poland Commission against Doping in Sports	55	23	4	-	82	2.1%
International Olympic Committee	60	8	3	8	79	2.0%
Finnish Anti-Doping Agency	37	36	-	4	77	2.0%
Deutsche Eislauf-Union	58	-	-	-	58	1.5%
Kazakhstan National Anti-Doping Centre	-	87	-	-	87	2.2%
Australian Sports Anti-Doping Authority	30	7	-	-	37	1.0%
Swedish Sports Confederation Anti-Doping Group	18	11	-	-	29	0.7%
Comitato Olimpico Nazionale Italiano	18	9	-	-	27	0.7%
World Anti-Doping Agency	-	11	-	12	23	0.6%
Anti-Doping Norway	9	11	-	-	20	0.5%
NADO Flanders	12	6	-	-	18	0.5%
Magyar Antidopping Csoport	5	10	-	-	15	0.4%
Antidoping Switzerland	2	8	-	4	14	0.4%
Venezuela NADO	13	1	-	-	14	0.4%
Italian Ministry of Health Departement	13	-	-	-	13	0.3%
International University Sport Federation	12	-	-	-	12	0.3%
Fédération française des sports de glace	10	2	-	-	12	0.3%
Roumanian National Anti-Doping Agency	12	-	-	-	12	0.3%
Czech Anti-Doping Committee	9	-	-	-	9	0.2%
National Anti-Doping Agency Austria GmbH	-	7	-	2	9	0.2%
South African Institute for Drug-Free Sport	5	-	-	-	5	0.1%
UK Anti-Doping	4	-	-	-	4	0.1%
Agency for Anti-Doping Control of Bosnia and Herzegovina	-	2	-	-	2	0.1%
Drug Free Sport New Zealand	-	2	-	-	2	0.1%
Estonian Anti-Doping Agency	-	2	-	-	2	0.1%
Ecuador NADO	2	-	-	-	2	0.1%
International Roller Sports Federation	-	2	-	-	2	0.1%
Hong Kong Anti-Doping Committee	-	2	-	-	2	0.1%
Anti-Doping department of State Sports Medicine Centre	-	2	-	-	2	0.1%
	<b>1,990</b>	<b>1,696</b>	<b>31</b>	<b>165</b>	<b>3,882</b>	

**Table G28: 2012 Anti-Doping Testing Figures - Olympic Sport - Skiing**

Testing Authority (TA)	Urine		Blood		Total Samples	%
	IC	OOO	IC	OOO		
Russian National Anti-Doping Organization	589	629	28	48	1,294	25.3%
International Ski Federation	426	437	5	179	1,047	20.5%
German National Anti-Doping Agency	57	249	-	48	354	6.9%
Finnish Anti-Doping Agency	123	151	-	28	302	5.9%
United States Anti-Doping Agency	49	135	-	16	200	3.9%
Swedish Sports Confederation Anti-Doping Group	43	150	-	-	193	3.8%
Anti-Doping Norway	83	73	-	16	172	3.4%
Canadian Centre for Ethics in Sport	39	89	-	38	166	3.2%
National Anti-Doping Agency Austria GmbH	-	138	-	26	164	3.2%
Antidoping Switzerland	16	99	-	36	151	3.0%
Chinese Anti-Doping Agency	95	20	4	-	119	2.3%
International Olympic Committee	87	12	6	6	111	2.2%
Kazakhstan National Anti-Doping Centre	-	90	-	-	90	1.8%
Italian Ministry of Health Departement	82	-	-	-	82	1.6%
Comitato Olimpico Nazionale Italiano	57	19	-	1	77	1.5%
Japan Anti-Doping Agency	44	20	-	-	64	1.3%
Korean Anti-Doping Agency	32	31	-	-	63	1.2%
Fédération française de ski	43	11	-	3	57	1.1%
Czech Anti-Doping Committee	42	12	-	-	54	1.1%
Spanish Winter Sports Federation	21	24	-	-	45	0.9%
International Paralympic Committee	30	8	-	-	38	0.7%
World Anti-Doping Agency	-	22	-	14	36	0.7%
Poland Commission against Doping in Sports	20	15	-	-	35	0.7%
Roumanian National Anti-Doping Agency	19	14	-	-	33	0.6%
Slovenian Anti Doping Commission	-	20	-	-	20	0.4%
Australian Sports Anti-Doping Authority	-	16	-	-	16	0.3%
Anti Doping Authority the Netherlands	-	14	-	-	14	0.3%
Anti-Doping Centre Bulgaria	9	5	-	-	14	0.3%
Croatian Ski Association	12	-	-	-	12	0.2%
Engadin Skimarathon	12	-	-	-	12	0.2%
Chile National Anti-Doping Commission	11	-	-	-	11	0.2%
NADO Flanders	6	4	-	-	10	0.2%
German Ski Federation (DSV)	9	-	-	-	9	0.2%
Autoridade Antidopagem de Portugal	8	-	-	-	8	0.2%
Croatian Institute for Toxicology and Antidoping	-	6	-	-	6	0.1%
Snowboard Verband Deutschland (SVD)	6	-	-	-	6	0.1%
Estonian Anti-Doping Agency	1	4	-	-	5	0.1%
Anti Doping Denmark	4	-	-	-	4	0.1%
Magyar Antidopping Csoport	-	4	-	-	4	0.1%
Drug Free Sport New Zealand	-	3	-	-	3	0.1%
Organisation Deportiva Bolovariana	3	-	-	-	3	0.1%
Agency for Anti-Doping Control of Bosnia and Herzegovina	-	2	-	-	2	0.04%
Spanish Sports Federation for People with Physical Disabilities	2	-	-	-	2	0.04%
Anti-Doping department of State Sports Medicine Centre	2	-	-	-	2	0.04%
Luxembourg NADO	-	1	-	-	1	0.02%
Belarus National Anti-Doping Agency	-	1	-	-	1	0.02%
Comité Monegasque Antidopage	-	1	-	-	1	0.02%
National Anti Doping Agency -India	-	1	-	-	1	0.02%
	<b>2,082</b>	<b>2,530</b>	<b>43</b>	<b>459</b>	<b>5,114</b>	

**Table G29: 2012 Anti-Doping Testing Figures - Olympic Sport - Table Tennis**

Testing Authority (TA)	Urine		Blood		Total Samples	%
	IC	OOB	IC	OOB		
International Table Tennis Federation	112	31	-	-	143	10.1%
Korean Anti-Doping Agency	30	61	-	-	91	6.5%
Chinese Anti-Doping Agency	9	77	-	-	86	6.1%
Japan Anti-Doping Agency	32	34	-	-	66	4.7%
German National Anti-Doping Agency	31	31	-	-	62	4.4%
Spain Table Tennis Federation	36	25	-	-	61	4.3%
International Olympic Committee	54	-	-	-	54	3.8%
Fédération française de tennis de table	27	22	-	-	49	3.5%
Sports Authority of Thailand	30	17	-	-	47	3.3%
Kazakhstan National Anti-Doping Centre	-	63	-	-	63	4.5%
Roumanian National Anti-Doping Agency	8	34	-	-	42	3.0%
Russian National Anti-Doping Organization	-	34	-	-	34	2.4%
Qatar National Antidoping Committee	31	2	-	-	33	2.3%
UK Anti-Doping	9	23	-	-	32	2.3%
Italian Ministry of Health Departement	31	-	-	-	31	2.2%
Anti Doping Denmark	18	11	-	-	29	2.1%
Luxembourg NADO	27	1	-	-	28	2.0%
Colombian NADO	26	1	-	-	27	1.9%
National Anti Doping Agency -India	-	27	-	-	27	1.9%
Australian Sports Anti-Doping Authority	20	6	-	-	26	1.8%
Anti-Doping Singapore	-	22	-	-	22	1.6%
National Anti-Doping Agency Austria GmbH	-	22	-	-	22	1.6%
French Community of Belgium NADO	18	3	-	-	21	1.5%
Magyar Antidopping Csoport	5	16	-	-	21	1.5%
Poland Commission against Doping in Sports	16	5	-	-	21	1.5%
United States Anti-Doping Agency	11	10	-	-	21	1.5%
Anti Doping Authority the Netherlands	8	9	-	-	17	1.2%
International Paralympic Committee	16	-	-	-	16	1.1%
Czech Anti-Doping Committee	15	-	-	-	15	1.1%
Swedish Sports Confederation Anti-Doping Group	8	7	-	-	15	1.1%
Comitato Olimpico Nazionale Italiano	12	-	-	-	12	0.9%
Autoridade Antidopagem de Portugal	10	1	-	-	11	0.8%
Cuba National Anti-Doping Agency	-	11	-	-	11	0.8%
Deutscher Behindertensportverband	10	-	-	-	10	0.7%
Belarus National Anti-Doping Agency	-	9	-	-	9	0.6%
Anti-Doping Centre Bulgaria	9	-	-	-	9	0.6%
Italian Paralympic Committee	-	8	-	-	8	0.6%
Hong Kong Anti-Doping Committee	-	8	-	-	8	0.6%
Saudi Arabian Antidoping Committee	8	-	-	-	8	0.6%
Slovak Anti-Doping Agency	-	8	-	-	8	0.6%
Antidoping Switzerland	8	-	-	-	8	0.6%
Fédération Française Handisport	-	7	-	-	7	0.5%
Anti-Doping Norway	6	-	-	-	6	0.4%
Agency for Anti-Doping Control of Bosnia and Herzegovina	-	6	-	-	6	0.4%
Finnish Anti-Doping Agency	6	-	-	-	6	0.4%
International Committee of Sports for the Deaf	6	-	-	-	6	0.4%
Indonesian Anti-Doping Agency	6	-	-	-	6	0.4%
World Anti-Doping Agency	-	6	-	-	6	0.4%
Croatian Institute for Toxicology and Antidoping	-	5	-	-	5	0.4%
New Caledonia NADO	5	-	-	-	5	0.4%
United Arab Emirates National Anti-doping Committee	4	-	-	-	4	0.3%
Caribbean Regional Anti-Doping Organization	-	3	-	-	3	0.2%
Chinese Taipei Anti-Doping Agency	-	3	-	-	3	0.2%
Jordan Anti-doping Organization	-	3	-	-	3	0.2%
Anti-Doping department of State Sports Medicine Centre	2	1	-	-	3	0.2%
Nigerian National Sports Council	-	3	-	-	3	0.2%
Hellenic National Council for Combatting Doping	-	2	-	-	2	0.1%
South Asia RADO	-	2	-	-	2	0.1%
Turkish Cyprus Anti-Doping Agency	2	-	-	-	2	0.1%
Venezuela NADO	-	2	-	-	2	0.1%
Brazil Anti-Doping Agency	-	1	-	-	1	0.1%
Canadian Centre for Ethics in Sport	-	1	-	-	1	0.1%
Chile National Anti-Doping Commission	-	1	-	-	1	0.1%
Deutsche Jugendkraft-Sportverband	1	-	-	-	1	0.1%
Indian Ocean RADO	-	1	-	-	1	0.1%
	<b>723</b>	<b>686</b>	<b>-</b>	<b>-</b>	<b>1,409</b>	

**Table G30: 2012 Anti-Doping Testing Figures - Olympic Sport - Taekwondo**

Testing Authority (TA)	Urine		Blood		Total Samples	%
	IC	OOC	IC	OOC		
Russian National Anti-Doping Organization	155	99	-	-	254	14.0%
Chinese Anti-Doping Agency	42	122	-	8	172	9.5%
World Taekwondo Federation	113	37	-	-	150	8.3%
Kazakhstan National Anti-Doping Centre	-	147	-	-	147	8.1%
Sports Authority of Thailand	50	40	-	-	90	5.0%
International Olympic Committee	60	-	-	-	60	3.3%
Korean Anti-Doping Agency	31	25	-	-	56	3.1%
UK Anti-Doping	17	21	7	4	49	2.7%
Cuba National Anti-Doping Agency	-	48	-	-	48	2.6%
Anti-Doping Singapore	46	-	-	-	46	2.5%
Federacion Espanola de Taekwondo	24	22	-	-	46	2.5%
Federation Francaise de Taekwondo et Disciplines Associees	34	9	-	-	43	2.4%
Brazilian Confederation of Taekwondo	1	41	-	-	42	2.3%
Finnish Anti-Doping Agency	20	17	-	-	37	2.0%
Roumanian National Anti-Doping Agency	20	16	-	-	36	2.0%
German National Anti-Doping Agency	6	23	-	-	29	1.6%
Colombian NADO	28	-	-	-	28	1.5%
Egypt National Anti-doping Organization	23	3	-	-	26	1.4%
National Anti Doping Agency -India	25	-	-	-	25	1.4%
Canadian Centre for Ethics in Sport	5	17	-	-	22	1.2%
Venezuela NADO	22	-	-	-	22	1.2%
Swedish Sports Confederation Anti-Doping Group	12	8	-	-	20	1.1%
NADO Flanders	18	-	-	-	18	1.0%
Anti-Doping Norway	8	8	-	-	16	0.9%
Italian Ministry of Health Departement	16	-	-	-	16	0.9%
International University Sport Federation	16	-	-	-	16	0.9%
Indonesian Anti-Doping Agency	16	-	-	-	16	0.9%
Anti Doping Authority the Netherlands	13	2	-	-	15	0.8%
Comitato Olimpico Nazionale Italiano	8	3	-	3	14	0.8%
World Anti-Doping Agency	-	14	-	-	14	0.8%
Hellenic National Council for Combatting Doping	12	1	-	-	13	0.7%
Anti-Doping Agency of Serbia	10	2	-	-	12	0.7%
Japan Anti-Doping Agency	8	4	-	-	12	0.7%
Antidoping Switzerland	4	8	-	-	12	0.7%
United States Anti-Doping Agency	-	12	-	-	12	0.7%
Poland Commission against Doping in Sports	9	2	-	-	11	0.6%
Vietnam Taekwondo Federation	10	-	-	-	10	0.6%
Autoridade Antidopagem de Portugal	6	3	-	-	9	0.5%
Australian Sports Anti-Doping Authority	6	3	-	-	9	0.5%
Croatian Institute for Toxicology and Antidoping	3	6	-	-	9	0.5%
Ecuador NADO	4	5	-	-	9	0.5%
Anti-Doping Agency of Malaysia	8	-	-	-	8	0.4%
Conseil International des Sports Militaires	8	-	-	-	8	0.4%
Saudi Arabian Antidoping Committee	8	-	-	-	8	0.4%
National Anti-Doping Agency Austria GmbH	6	2	-	-	8	0.4%
Turkish National Olympic Committee	-	8	-	-	8	0.4%
Israeli NADO	-	7	-	-	7	0.4%
Qatar National Antidoping Committee	-	7	-	-	7	0.4%
Brazil Anti-Doping Agency	-	6	-	-	6	0.3%
French Community of Belgium NADO	6	-	-	-	6	0.3%
Cyprus Anti-Doping Authority	-	5	-	-	5	0.3%
Magyar Antidopping Csoport	2	2	-	-	4	0.2%
Irish Sports Council	3	1	-	-	4	0.2%
University Sport Board of Thailand	4	-	-	-	4	0.2%
Anti Doping Denmark	-	3	-	-	3	0.2%
Africa Zone II & III	-	3	-	-	3	0.2%
Czech Anti-Doping Committee	3	-	-	-	3	0.2%
Chinese Taipei Anti-Doping Agency	-	3	-	-	3	0.2%
Drug Free Sport New Zealand	-	3	-	-	3	0.2%
Jordan Anti-doping Organization	-	3	-	-	3	0.2%
Slovenian Anti Doping Commission	-	3	-	-	3	0.2%

**Table G30: 2012 Anti-Doping Testing Figures - Olympic Sport - Taekwondo**

Testing Authority (TA)	Urine		Blood		Total Samples	%
	IC	OOB	IC	OOB		
Africa Zone I	-	2	-	-	2	0.1%
Armenian National Antidoping Organization	-	2	-	-	2	0.1%
Agency for Anti-Doping Control of Bosnia and Herzegovina	-	2	-	-	2	0.1%
Bahrain Anti-Doping Committee	-	2	-	-	2	0.1%
Jamaica Anti-Doping Commission	-	2	-	-	2	0.1%
South East Asia RADO	-	2	-	-	2	0.1%
Africa Zone IV	-	1	-	-	1	0.1%
l'Agence Nationale Antidopage Tunisie	-	1	-	-	1	0.1%
Chile National Anti-Doping Commission	-	1	-	-	1	0.1%
Guatemala NADO	-	1	-	-	1	0.1%
Central American RADO	-	1	-	-	1	0.1%
	<b>949</b>	<b>841</b>	<b>7</b>	<b>15</b>	<b>1,812</b>	

**Table G31: 2012 Anti-Doping Testing Figures - Olympic Sport - Tennis**

Testing Authority (TA)	Urine		Blood		Total Samples	%
	IC	OOC	IC	OOC		
International Tennis Federation	1802	254	110	26	2,192	62.9%
International Olympic Committee	82	-	6	-	88	2.5%
German National Anti-Doping Agency	50	30	-	-	80	2.3%
Antidoping Switzerland	22	52	-	-	74	2.1%
Japan Anti-Doping Agency	54	17	-	-	71	2.0%
Comitato Olimpico Nazionale Italiano	56	4	-	3	63	1.8%
Sports Authority of Thailand	31	29	-	-	60	1.7%
UK Anti-Doping	45	15	-	-	60	1.7%
Fédération française de tennis	50	6	-	-	56	1.6%
French Community of Belgium NADO	51	2	-	-	53	1.5%
Italian Ministry of Health Departement	50	1	-	-	51	1.5%
Kazakhstan National Anti-Doping Centre	-	64	-	-	64	1.8%
World Anti-Doping Agency	-	27	-	16	43	1.2%
Spanish Tennis Federation	24	16	-	-	40	1.1%
NADO Flanders	30	10	-	-	40	1.1%
Roumanian National Anti-Doping Agency	18	15	-	-	33	0.95%
Korean Anti-Doping Agency	16	15	-	-	31	0.89%
Swedish Sports Confederation Anti-Doping Group	24	7	-	-	31	0.89%
Anti Doping Authority the Netherlands	15	11	-	-	26	0.75%
Finnish Anti-Doping Agency	17	9	-	-	26	0.75%
United States Anti-Doping Agency	-	26	-	-	26	0.75%
Colombian NADO	21	2	-	-	23	0.66%
Autoridade Antidopagem de Portugal	16	5	-	-	21	0.60%
International Paralympic Committee	14	4	-	-	18	0.52%
Czech Anti-Doping Committee	15	-	-	-	15	0.43%
Australian Sports Anti-Doping Authority	-	14	-	-	14	0.40%
National Anti-Doping Agency Austria GmbH	-	14	-	-	14	0.40%
Africa Zone VI	13	-	-	-	13	0.37%
Chinese Anti-Doping Agency	4	4	-	5	13	0.37%
Agency for Anti-Doping Control of Bosnia and Herzegovina	12	-	-	-	12	0.34%
Irish Sports Council	7	1	-	-	8	0.23%
Saudi Arabian Antidoping Committee	8	-	-	-	8	0.23%
Poland Commission against Doping in Sports	7	1	-	-	8	0.23%
Anti-Doping Agency of Serbia	4	3	-	-	7	0.20%
National Anti Doping Agency -India	5	2	-	-	7	0.20%
Anti-Doping Norway	6	-	-	-	6	0.17%
Deutsche Jugendkraft-Sportverband	6	-	-	-	6	0.17%
Magyar Antidopping Csoport	-	6	-	-	6	0.17%
Indonesian Anti-Doping Agency	6	-	-	-	6	0.17%
Venezuela NADO	6	-	-	-	6	0.17%
Russian National Anti-Doping Organization	-	5	-	-	5	0.14%
Slovak Anti-Doping Agency	-	5	-	-	5	0.14%
Croatian Institute for Toxicology and Antidoping	-	4	-	-	4	0.11%
Spanish Sports Federation for People with Physical Disabilities	3	1	-	-	4	0.11%
Fédération Française Handisport	-	4	-	-	4	0.11%
Qatar National Antidoping Committee	-	4	-	-	4	0.11%
Africa Regional Anti-Doping Organization Zone V	-	3	-	-	3	0.09%
Canadian Centre for Ethics in Sport	-	3	-	-	3	0.09%
Estonian Anti-Doping Agency	-	3	-	-	3	0.09%
Israeli NADO	-	3	-	-	3	0.09%
l'Agence Nationale Antidopage Tunisie	-	2	-	-	2	0.06%
Belarus National Anti-Doping Agency	-	2	-	-	2	0.06%
Hellenic National Council for Combatting Doping	1	1	-	-	2	0.06%
Georgian Anti-Doping Agency	-	2	-	-	2	0.06%
Kuwait Anti-Doping Committee	2	-	-	-	2	0.06%
New Caledonia NADO	2	-	-	-	2	0.06%
University Sport Board of Thailand	2	-	-	-	2	0.06%
Anti Doping Denmark	-	1	-	-	1	0.03%
Luxembourg NADO	1	-	-	-	1	0.03%
Caribbean Regional Anti-Doping Organization	-	1	-	-	1	0.03%
Cyprus Anti-Doping Authority	-	1	-	-	1	0.03%

**Table G31: 2012 Anti-Doping Testing Figures - Olympic Sport - Tennis**

Testing Authority (TA)	Urine		Blood		Total Samples	%
	IC	OOB	IC	OOB		
Drug Free Sport New Zealand	-	1	-	-	1	0.03%
Hong Kong Anti-Doping Committee	-	1	-	-	1	0.03%
Indian Ocean RADO	-	1	-	-	1	0.03%
National Olympic and Sports Association of Iceland	-	1	-	-	1	0.03%
Anti-Doping department of State Sports Medicine Centre	-	1	-	-	1	0.03%
Slovenian Anti Doping Commission	-	1	-	-	1	0.03%
South Asia RADO	1	-	-	-	1	0.03%
Anti-Doping Uruguay	1	-	-	-	1	0.03%
	<b>2,600</b>	<b>717</b>	<b>116</b>	<b>50</b>	<b>3,483</b>	

**Table G32: 2012 Anti-Doping Testing Figures - Olympic Sport - Triathlon**

Testing Authority (TA)	Urine		Blood		Total Samples	%
	IC	OOB	IC	OOB		
German National Anti-Doping Agency	50	476	10	39	575	14.2%
World Triathlon Corporation	205	138	10	162	515	12.7%
International Triathlon Union	373	55	30	8	466	11.5%
Fédération française de triathlon	401	9	-	-	410	10.1%
United States Anti-Doping Agency	60	86	1	16	163	4.0%
Australian Sports Anti-Doping Authority	66	87	1	2	156	3.9%
Antidoping Switzerland	32	65	2	35	134	3.3%
Spanish Triathlon Federation	87	33	-	11	131	3.2%
Chinese Anti-Doping Agency	21	89	-	12	122	3.0%
Russian National Anti-Doping Organization	40	56	-	4	100	2.5%
South African Institute for Drug-Free Sport	83	12	-	-	95	2.4%
Deutsche Triathlon Union	84	-	-	-	84	2.1%
International Olympic Committee	39	1	42	-	82	2.0%
NADO Flanders	42	40	-	-	82	2.0%
Drug Free Sport New Zealand	16	47	-	8	71	1.8%
National Anti-Doping Agency Austria GmbH	24	39	-	6	69	1.7%
Swedish Sports Confederation Anti-Doping Group	31	28	-	-	59	1.5%
Anti Doping Denmark	19	37	-	-	56	1.4%
Japan Anti-Doping Agency	4	48	-	-	52	1.3%
UK Anti-Doping	19	27	5	-	51	1.3%
Canadian Centre for Ethics in Sport	12	27	-	4	43	1.1%
Finnish Anti-Doping Agency	16	24	-	1	41	1.0%
Autoridade Antidopagem de Portugal	16	13	-	10	39	1.0%
Comitato Olimpico Nazionale Italiano	25	7	-	6	38	0.94%
Czech Anti-Doping Committee	25	12	-	-	37	0.92%
Italian Ministry of Health Departement	35	-	-	-	35	0.87%
World Anti-Doping Agency	-	18	-	10	28	0.69%
Irish Sports Council	6	12	-	9	27	0.67%
Colombian NADO	23	-	-	-	23	0.57%
Magyar Antidopping Csoport	20	3	-	-	23	0.57%
Anti Doping Authority the Netherlands	19	3	-	-	22	0.54%
Comision Nacional de Cultura Fisica y Deporte Mexico	20	-	-	-	20	0.50%
Kazakhstan National Anti-Doping Centre	-	20	-	-	20	0.50%
Korean Anti-Doping Agency	15	1	-	-	16	0.40%
Chile National Anti-Doping Commission	13	1	-	-	14	0.35%
French Community of Belgium NADO	12	1	-	-	13	0.32%
Poland Commission against Doping in Sports	12	1	-	-	13	0.32%
Venezuela NADO	12	-	-	-	12	0.30%
Hong Kong Triathlon Association	10	-	-	-	10	0.25%
Ministry of Youth and Sports Anti-doping Unit	8	2	-	-	10	0.25%
Anti-Doping Commission of Malta	8	1	-	-	9	0.22%
Anti-Doping Singapore	6	1	-	1	8	0.20%
Luxembourg NADO	4	3	-	-	7	0.17%
Hong Kong Anti-Doping Committee	2	5	-	-	7	0.17%
GV Gobierno Vasco	6	-	-	-	6	0.15%
National Anti Doping Agency -India	5	-	-	-	5	0.12%
New Caledonia NADO	5	-	-	-	5	0.12%
Organisation Deportiva Bolovariana	5	-	-	-	5	0.12%
International University Sport Federation	4	-	-	-	4	0.10%
Iran National Anti-Doping Organization	4	-	-	-	4	0.10%
Anti-Doping Uruguay	4	-	-	-	4	0.10%
Comité Monegasque Antidopage	-	3	-	-	3	0.07%
Fédération des Clubs Sportif et Artistiques de la défense	3	-	-	-	3	0.07%
Federation of International Touch	-	2	-	-	2	0.05%
Guatemala CNO	-	2	-	-	2	0.05%
Anti-Doping department of State Sports Medicine Centre	2	-	-	-	2	0.05%
Slovak Anti-Doping Agency	-	2	-	-	2	0.05%
Brazil Anti-Doping Agency	-	1	-	-	1	0.02%
Caribbean Regional Anti-Doping Organization	-	1	-	-	1	0.02%
Ecuador NADO	1	-	-	-	1	0.02%
Central American RADO	-	1	-	-	1	0.02%
Slovenian Anti Doping Commission	-	1	-	-	1	0.02%
<b>TOTAL</b>	<b>2,054</b>	<b>1,541</b>	<b>101</b>	<b>344</b>	<b>4,040</b>	



**Table G33: 2012 Anti-Doping Testing Figures - Olympic Sport - Volleyball**

Testing Authority (TA)	Urine		Blood		Total Samples	%
	IC	OOB	IC	OOB		
International Volleyball Federation	436	207	-	-	643	12.4%
Comitato Olimpico Nazionale Italiano	197	74	-	47	318	6.1%
Sports Authority of Thailand	199	8	-	-	207	4.0%
International Olympic Committee	200	-	-	-	200	3.9%
Russian National Anti-Doping Organization	21	172	-	-	193	3.7%
Fédération française de volley-ball	108	81	-	-	189	3.7%
Japan Anti-Doping Agency	93	91	-	-	184	3.6%
German National Anti-Doping Agency	12	168	-	-	180	3.5%
Roumanian National Anti-Doping Agency	114	52	-	-	166	3.2%
Chinese Anti-Doping Agency	22	128	-	-	150	2.9%
European Volleyball Confederation (CEV)	144	-	-	-	144	2.8%
Croatian Institute for Toxicology and Antidoping	102	24	-	-	126	2.4%
Finnish Anti-Doping Agency	57	61	-	-	118	2.3%
Poland Commission against Doping in Sports	70	39	-	-	109	2.1%
Anti Doping Authority the Netherlands	88	20	-	-	108	2.1%
Anti-Doping Norway	59	49	-	-	108	2.1%
United States Anti-Doping Agency	-	101	-	-	101	2.0%
Colombian NADO	88	-	-	-	88	1.7%
NADO Flanders	30	56	-	-	86	1.7%
UK Anti-Doping	7	77	-	-	84	1.6%
Qatar National Antidoping Committee	74	9	-	-	83	1.6%
Korean Anti-Doping Agency	27	53	-	-	80	1.5%
National Anti Doping Agency -India	-	79	-	-	79	1.5%
Kazakhstan National Anti-Doping Centre	-	73	-	-	73	1.4%
French Community of Belgium NADO	66	-	-	-	66	1.3%
Cuba National Anti-Doping Agency	-	66	-	-	66	1.3%
Spanish Volleyball Federation	-	66	-	-	66	1.3%
Czech Anti-Doping Committee	57	5	-	-	62	1.2%
Swedish Sports Confederation Anti-Doping Group	32	30	-	-	62	1.2%
Venezuela NADO	54	4	-	-	58	1.1%
Autoridade Antidopagem de Portugal	34	20	-	-	54	1.0%
Iran National Anti-Doping Organization	50	2	-	-	52	1.0%
Olympic Council of Asia	44	-	-	-	44	0.9%
Brazilian Volleyball Confederation	49	-	-	-	49	0.95%
Agency for Anti-Doping Control of Bosnia and Herzegovina	34	13	-	-	47	0.91%
National Anti-Doping Agency Austria GmbH	4	39	-	-	43	0.83%
Australian Sports Anti-Doping Authority	17	25	-	-	42	0.81%
Korea Volleyball Federation (KOVO)	41	-	-	-	41	0.79%
Cyprus Anti-Doping Authority	38	-	-	-	38	0.73%
Egypt National Anti-doping Organization	28	7	-	-	35	0.68%
Anti-Doping Agency of Serbia	32	-	-	-	32	0.62%
Antidoping Switzerland	13	15	1	2	31	0.60%
Confederation Africaine de Volleyball	30	-	-	-	30	0.58%
Italian Ministry of Health Departement	29	-	-	-	29	0.56%
South American Volleyball Confederation	25	-	-	-	25	0.48%
Deutscher Volleyball-Verband	24	-	-	-	24	0.46%
Anti-Doping Centre Bulgaria	20	3	-	-	23	0.44%
Anti Doping Denmark	10	10	-	-	20	0.39%
International Paralympic Committee	20	-	-	-	20	0.39%
Saudi Arabian Antidoping Committee	20	-	-	-	20	0.39%
Asian Volleyball Confederation	40	-	-	-	40	0.77%
Indonesian Anti-Doping Agency	12	4	-	-	16	0.31%
Magyar Antidopping Csoport	15	-	-	-	15	0.29%
World Anti-Doping Agency	-	15	-	-	15	0.29%
Turkish National Olympic Committee	8	6	-	-	14	0.27%
Canadian Centre for Ethics in Sport	4	9	-	-	13	0.25%
Bahrain Anti-Doping Committee	12	-	-	-	12	0.23%
Kuwait Anti-Doping Committee	11	-	-	-	11	0.21%
Anti-Doping Commission of Malta	10	-	-	-	10	0.19%
Papua New Guinea Anti-doping Organization	10	-	-	-	10	0.19%
University Sport Board of Thailand	9	-	-	-	9	0.17%

**Table G33: 2012 Anti-Doping Testing Figures - Olympic Sport - Volleyball**

Testing Authority (TA)	Urine		Blood		Total Samples	%
	IC	OOB	IC	OOB		
Albania Ministry of Tourism Culture Youth and Sports	8	-	-	-	8	0.15%
Chinese Taipei Anti-Doping Agency	-	8	-	-	8	0.15%
International University Sport Federation	8	-	-	-	8	0.15%
Anti-Doping department of State Sports Medicine Centre	2	5	-	-	7	0.14%
Drug Free Sport New Zealand	4	2	-	-	6	0.12%
Ecuador NADO	6	-	-	-	6	0.12%
Hellenic National Council for Combatting Doping	4	2	-	-	6	0.12%
International Committee of Sports for the Deaf	6	-	-	-	6	0.12%
Estonian Anti-Doping Agency	-	5	-	-	5	0.10%
Jamaica Anti-Doping Commission	-	5	-	-	5	0.10%
Nigerian National Sports Council	-	5	-	-	5	0.10%
Africa Regional Anti-Doping Organization Zone V	-	4	-	-	4	0.08%
Caribbean Regional Anti-Doping Organization	1	3	-	-	4	0.08%
Conseil International des Sports Militaires	4	-	-	-	4	0.08%
National Olympic and Sports Association of Iceland	-	4	-	-	4	0.08%
Slovak Anti-Doping Agency	4	-	-	-	4	0.08%
United Arab Emirates National Anti-doping Committee	4	-	-	-	4	0.08%
Anti-Doping Uruguay	1	3	-	-	4	0.08%
Guatemala CNO	-	3	-	-	3	0.06%
Oceania Regional Anti-Doping Organization	-	3	-	-	3	0.06%
Hong Kong Anti-Doping Committee	-	2	-	-	2	0.04%
Turkish Cyprus Anti-Doping Agency	2	-	-	-	2	0.04%
Africa Zone II & III	-	1	-	-	1	0.02%
Central American RADO	-	1	-	-	1	0.02%
Russia Volleyball Federation	1	-	-	-	1	0.02%
	<b>3,105</b>	<b>2,017</b>	<b>1</b>	<b>49</b>	<b>5,172</b>	

**Table G34: 2012 Anti-Doping Testing Figures - Olympic Sport - Weightlifting**

Testing Authority (TA)	Urine		Blood		Total Samples	%
	IC	OOB	IC	OOB		
International Weightlifting Federation	1074	737	-	4	1,815	21.0%
Chinese Anti-Doping Agency	187	780	-	95	1,062	12.3%
National Anti Doping Agency -India	483	262	7	76	828	9.6%
Russian National Anti-Doping Organization	286	413	-	-	699	8.1%
Australian Sports Anti-Doping Authority	81	124	16	37	258	3.0%
German National Anti-Doping Agency	34	179	-	30	243	2.8%
Turkish National Olympic Committee	155	72	-	-	227	2.6%
Poland Commission against Doping in Sports	89	112	4	18	223	2.6%
Thailand Weightlifting Federation	28	194	-	-	222	2.6%
Sports Authority of Thailand	149	66	-	-	215	2.5%
Cuba National Anti-Doping Agency	57	113	-	-	170	2.0%
International Olympic Committee	138	-	29	-	167	1.9%
UK Anti-Doping	51	66	37	-	154	1.8%
Korean Anti-Doping Agency	45	77	12	10	144	1.7%
Kazakhstan Weightlifting Federation	-	141	-	-	141	1.6%
Roumanian National Anti-Doping Agency	98	17	7	4	126	1.5%
United States Anti-Doping Agency	52	65	-	2	119	1.4%
Hellenic National Council for Combatting Doping	62	38	-	-	100	1.2%
Federation Francaise d'Halterophilie Musculation Force Athletique et Culturisme	72	26	-	-	98	1.1%
Japan Anti-Doping Agency	52	43	-	-	95	1.1%
Canadian Centre for Ethics in Sport	24	37	13	4	78	0.90%
Saudi Arabian Antidoping Committee	75	-	-	-	75	0.87%
Swedish Sports Confederation Anti-Doping Group	28	44	-	-	72	0.83%
Czech Anti-Doping Committee	33	21	-	12	66	0.76%
Comitato Olimpico Nazionale Italiano	31	20	-	15	66	0.76%
World Anti-Doping Agency	-	51	-	14	65	0.75%
Finnish Anti-Doping Agency	15	43	-	6	64	0.74%
Chinese Taipei Anti-Doping Agency	-	60	-	-	60	0.69%
Venezuela NADO	36	19	-	-	55	0.64%
Indonesian Anti-Doping Agency	45	9	-	-	54	0.62%
National Anti-Doping Agency Austria GmbH	37	11	-	5	53	0.61%
Anti-Doping Norway	18	32	-	1	51	0.59%
South African Institute for Drug-Free Sport	33	11	-	-	44	0.51%
Mongolian National Olympic Committee	20	20	-	-	40	0.46%
Egypt National Anti-doping Organization	11	28	-	-	39	0.45%
Anti-Doping Centre Bulgaria	12	19	-	5	36	0.42%
Weightlifting federation of Spain	28	7	-	-	35	0.40%
United Arab Emirates National Anti-doping Committee	-	32	-	-	32	0.37%
International University Sport Federation	30	-	-	-	30	0.35%
Brazilian Paralympic Committee	23	5	-	-	28	0.32%
Anti Doping Authority the Netherlands	23	4	-	-	27	0.31%
Anti Doping Denmark	12	15	-	-	27	0.31%
Nigerian National Sports Council	-	27	-	-	27	0.31%
Anti-Doping Agency of Malaysia	23	-	-	-	23	0.27%
Brazilian Weightlifting Confederation	-	23	-	-	23	0.27%
Libyan Olympic Committee	-	23	-	-	23	0.27%
Magyar Antidopping Csoport	6	15	-	-	21	0.24%
NADO Flanders	18	3	-	-	21	0.24%
Drug Free Sport New Zealand	7	12	-	-	19	0.22%
Kuwait Anti-Doping Committee	19	-	-	-	19	0.22%
Armenian National Antidoping Organization	-	18	-	-	18	0.21%
Lithuanian Anti-Doping Agency	9	9	-	-	18	0.21%
Georgian Anti-Doping Agency	-	12	-	-	12	0.14%
Guatemala NADO	5	7	-	-	12	0.14%
Anti-Doping Agency of Serbia	5	6	-	-	11	0.13%
Belarus National Anti-Doping Agency	-	11	-	-	11	0.13%
Croatian Institute for Toxicology and Antidoping	11	-	-	-	11	0.13%
Iran National Anti-Doping Organization	-	11	-	-	11	0.13%
Egyptian Weightlifting Federation	-	10	-	-	10	0.12%
Australian Weightlifting Federation	-	6	-	3	9	0.10%
Chile National Anti-Doping Commission	6	3	-	-	9	0.10%

**Table G34: 2012 Anti-Doping Testing Figures - Olympic Sport - Weightlifting**

Testing Authority (TA)	Urine		Blood		Total Samples	%
	IC	OOB	IC	OOB		
Irish Sports Council	8	-	-	-	8	0.09%
Antidoping Switzerland	-	8	-	-	8	0.09%
Luxembourg NADO	5	1	-	1	7	0.08%
Agency for Anti-Doping Control of Bosnia and Herzegovina	6	1	-	-	7	0.08%
Italian Ministry of Health Departement	7	-	-	-	7	0.08%
Hong Kong Anti-Doping Committee	-	7	-	-	7	0.08%
Israeli NADO	-	7	-	-	7	0.08%
French Community of Belgium NADO	6	-	-	-	6	0.07%
Dominicana Weightlifting Federation	-	6	-	-	6	0.07%
Anti-Doping Commission of Malta	6	-	-	-	6	0.07%
Africa Zone I	-	5	-	-	5	0.06%
Cyprus Anti-Doping Authority	-	5	-	-	5	0.06%
Estonian Anti-Doping Agency	2	3	-	-	5	0.06%
Fédération Française Handisport	-	5	-	-	5	0.06%
Federation Sportive et Gymnique du Travail	5	-	-	-	5	0.06%
Anti-Doping Singapore	-	4	-	-	4	0.05%
Eastern Europe RADO	-	4	-	-	4	0.05%
Guatemala CNO	-	4	-	-	4	0.05%
Anti-Doping department of State Sports Medicine Centre	2	2	-	-	4	0.05%
Slovak Anti-Doping Agency	-	4	-	-	4	0.05%
Anti-Doping Uruguay	4	-	-	-	4	0.05%
Brazil Anti-Doping Agency	-	3	-	-	3	0.03%
Jordan Anti-doping Organization	-	3	-	-	3	0.03%
Olympic Committee – Puerto Rico	-	3	-	-	3	0.03%
Kazakhstan National Anti-Doping Centre	-	3	-	-	3	0.03%
Africa Zone IV	-	2	-	-	2	0.02%
Albania Ministry of Tourism Culture Youth and Sports	-	2	-	-	2	0.02%
Caribbean Regional Anti-Doping Organization	-	2	-	-	2	0.02%
National Olympic and Sports Association of Iceland	2	-	-	-	2	0.02%
Nigeria National Anti-Doping Committee	2	-	-	-	2	0.02%
Pakistan Weightlifting Federation	-	2	-	-	2	0.02%
Central American RADO	-	2	-	-	2	0.02%
Agence Française de Lutte contre le Dopage	-	1	-	-	1	0.01%
Brazilian Powerlifting Confederation	1	-	-	-	1	0.01%
Chile Weightlifting Federation	-	1	-	-	1	0.01%
Sri Lanka Anti Doping Agency	1	-	-	-	1	0.01%
	<b>3,893</b>	<b>4,299</b>	<b>125</b>	<b>342</b>	<b>8,659</b>	

**Table G35: 2012 Anti-Doping Testing Figures - Olympic Sport - Wrestling**

Testing Authority (TA)	Urine		Blood		Total Samples	%
	IC	OOB	IC	OOB		
Russian National Anti-Doping Organization	158	476	-	-	634	14.2%
International Federation of Associated Wrestling Styles	509	43	-	-	552	12.4%
Chinese Anti-Doping Agency	126	337	-	26	489	11.0%
National Anti Doping Agency -India	133	63	7	39	242	5.4%
Kazakhstan National Anti-Doping Centre	-	267	-	-	267	6.0%
Japan Anti-Doping Agency	121	48	-	3	172	3.9%
International Olympic Committee	132	-	23	-	155	3.5%
Poland Commission against Doping in Sports	44	99	-	11	154	3.5%
United States Anti-Doping Agency	73	55	-	-	128	2.9%
German National Anti-Doping Agency	4	98	-	-	102	2.3%
Canadian Centre for Ethics in Sport	29	70	-	-	99	2.2%
Cuba National Anti-Doping Agency	2	89	-	-	91	2.0%
Swedish Sports Confederation Anti-Doping Group	41	50	-	-	91	2.0%
Sports Authority of Thailand	44	45	-	-	89	2.0%
Korean Anti-Doping Agency	21	48	7	5	81	1.8%
Roumanian National Anti-Doping Agency	40	29	-	2	71	1.6%
Spanish Federation of Olympic Wrestling and associated sports	66	1	-	-	67	1.5%
Finnish Anti-Doping Agency	20	38	-	6	64	1.4%
World Anti-Doping Agency	-	39	-	17	56	1.3%
Deutscher Ringer-Bund	48	-	-	-	48	1.1%
South African Institute for Drug-Free Sport	34	12	-	-	46	1.0%
Magyar Antidopping Csoport	10	31	-	5	46	1.0%
Anti-Doping Norway	6	33	-	5	44	1.0%
Anti-Doping Centre Bulgaria	18	17	-	9	44	1.0%
Venezuela NADO	36	2	-	-	38	0.85%
Antidoping Switzerland	22	11	-	1	34	0.76%
Comitato Olimpico Nazionale Italiano	18	7	-	7	32	0.72%
Autoridade Antidopagem de Portugal	29	2	-	-	31	0.70%
Federation Francaise de Lutte	13	18	-	-	31	0.70%
Mongolian National Olympic Committee	16	14	-	-	30	0.67%
UK Anti-Doping	6	17	5	-	28	0.63%
International University Sport Federation	27	-	-	-	27	0.61%
Georgian Anti-Doping Agency	-	26	-	-	26	0.58%
Turkish National Olympic Committee	12	13	-	-	25	0.56%
Guatemala CNO	24	-	-	-	24	0.54%
Czech Anti-Doping Committee	15	7	-	-	22	0.49%
Colombian NADO	17	3	-	-	20	0.45%
Australian Sports Anti-Doping Authority	19	-	-	-	19	0.43%
Iran National Anti-Doping Organization	8	11	-	-	19	0.43%
National Anti-Doping Agency Austria GmbH	7	11	-	-	18	0.40%
Indonesian Anti-Doping Agency	16	-	-	-	16	0.36%
Anti Doping Denmark	4	12	-	-	16	0.36%
Croatian Institute for Toxicology and Antidoping	-	15	-	-	15	0.34%
Saudi Arabian Antidoping Committee	14	-	-	-	14	0.31%
Belarus National Anti-Doping Agency	-	14	-	-	14	0.31%
Anti Doping Authority the Netherlands	-	12	-	-	12	0.27%
Egypt National Anti-doping Organization	-	10	-	-	10	0.22%
Ecuador NADO	5	4	-	-	9	0.20%
Qatar National Antidoping Committee	-	9	-	-	9	0.20%
Nigerian National Sports Council	-	8	-	-	8	0.18%
Italian Ministry of Health Departement	8	-	-	-	8	0.18%
Anti-Doping Agency of Serbia	4	3	-	-	7	0.16%
Jordan Anti-doping Organization	-	6	-	-	6	0.13%
Estonian Anti-Doping Agency	-	5	-	-	5	0.11%
Anti-Doping department of State Sports Medicine Centre	4	1	-	-	5	0.11%
Federation Française de la Police Française	-	5	-	-	5	0.11%
Chinese Taipei Anti-Doping Agency	-	4	-	-	4	0.09%
Africa Zone I	-	4	-	-	4	0.09%
Brazil Anti-Doping Agency	-	4	-	-	4	0.09%
Union Sportive des Polices d'Europe	4	-	-	-	4	0.09%
Drug Free Sport New Zealand	-	3	-	-	3	0.07%

**Table G35: 2012 Anti-Doping Testing Figures - Olympic Sport - Wrestling**

Testing Authority (TA)	Urine		Blood		Total Samples	%
	IC	OOB	IC	OOB		
Olympic Committee – Puerto Rico	-	3	-	-	3	0.07%
Sri Lanka Anti Doping Agency	3	-	-	-	3	0.07%
Gulf States and Yemen RADO	-	3	-	-	3	0.07%
Hellenic National Council for Combatting Doping	-	2	-	-	2	0.04%
Suriname Anti-Doping Autoriteit	2	-	-	-	2	0.04%
Chile National Anti-Doping Commission	-	1	-	-	1	0.02%
Eastern Europe RADO	-	1	-	-	1	0.02%
Indian Ocean RADO	-	1	-	-	1	0.02%
Slovenian Anti Doping Commission	-	1	-	-	1	0.02%
	<b>2,012</b>	<b>2,261</b>	<b>42</b>	<b>136</b>	<b>4,451</b>	

**Table H1: 2012 Anti-Doping Testing Figures - IOC Recognized Sport - Air Sports**

Testing Authority (TA)	Urine		Blood		Total Samples	%
	IC	OOB	IC	OOB		
Indonesian Anti-Doping Agency	23	-	-	-	23	18.5%
Sports Authority of Thailand	4	10	-	-	14	11.3%
Fédération Française de Parachutisme	7	6	-	-	13	10.5%
Olympic Council of Asia	13	-	-	-	13	10.5%
German Aero Club (DAEC)	10	-	-	-	10	8.1%
Autoridade Antidopagem de Portugal	7	-	-	-	7	5.6%
Czech Anti-Doping Committee	6	-	-	-	6	4.8%
Chinese Anti-Doping Agency	-	6	-	-	6	4.8%
Anti-Doping Norway	5	-	-	-	5	4.0%
Federation Aeronautique Internationale	3	2	-	-	5	4.0%
Korean Anti-Doping Agency	-	5	-	-	5	4.0%
Roumanian National Anti-Doping Agency	-	5	-	-	5	4.0%
Comitato Olimpico Nazionale Italiano	4	-	-	-	4	3.2%
Real Federacion Aeronautica Espanola	4	-	-	-	4	3.2%
Finnish Anti-Doping Agency	3	-	-	-	3	2.4%
Antidoping Switzerland	-	1	-	-	1	0.8%
	<b>89</b>	<b>35</b>	-	-	<b>124</b>	

**Table H2: 2012 Anti-Doping Testing Figures - IOC Recognized Sport - Automobile Sports**

Testing Authority (TA)	Urine		Blood		Total Samples	%
	IC	OOB	IC	OOB		
Fédération Française du Sport Automobile	77	-	-	-	77	23.1%
Spanish Motor Sport Federation	63	-	-	-	63	18.9%
Fédération Internationale de l'Automobile	53	7	-	-	60	18.0%
Autoridade Antidopagem de Portugal	53	-	-	-	53	15.9%
French Community of Belgium NADO	16	-	-	-	16	4.8%
Finnish Anti-Doping Agency	16	-	-	-	16	4.8%
Swedish Sports Confederation Anti-Doping Group	12	4	-	-	16	4.8%
Confederação Brasileira de Automolismo	13	-	-	-	13	3.9%
Sprintcar Control Council of Australia	8	-	-	-	8	2.4%
Roumanian National Anti-Doping Agency	4	-	-	-	4	1.2%
Comitato Olimpico Nazionale Italiano	2	-	-	-	2	0.6%
Drug Free Sport New Zealand	2	-	-	-	2	0.6%
Japan Anti-Doping Agency	2	-	-	-	2	0.6%
Anti-Doping department of State Sports Medicine Centre	2	-	-	-	2	0.6%
	<b>323</b>	<b>11</b>	-	-	<b>334</b>	

**Table H3: 2012 Anti-Doping Testing Figures - IOC Recognized Sport - Bandy**

Testing Authority (TA)	Urine		Blood		Total Samples	%
	IC	OOB	IC	OOB		
Swedish Sports Confederation Anti-Doping Group	47	68	-	-	115	52.3%
Federation of International Bandy	26	17	-	-	43	19.5%
Finnish Anti-Doping Agency	12	16	-	-	28	12.7%
Kazakhstan National Anti-Doping Centre	-	22	-	-	22	10.0%
Anti-Doping Norway	12	-	-	-	12	5.5%
	<b>97</b>	<b>123</b>	-	-	<b>220</b>	

**Table H4: 2012 Anti-Doping Testing Figures - IOC Recognized Sport - Baseball**

Testing Authority (TA)	Urine		Blood		Total Samples	%
	IC	OOB	IC	OOB		
International Baseball Federation	165	38	-	-	203	17.7%
Korea Baseball Organization	163	-	-	-	163	14.2%
Australian Sports Anti-Doping Authority	64	30	-	10	104	9.1%
Anti Doping Authority the Netherlands	34	50	-	-	84	7.3%
Venezuela NADO	60	-	-	-	60	5.2%
Nippon Professional Baseball	56	-	-	-	56	4.9%
German National Anti-Doping Agency	-	56	-	-	56	4.9%
Cuba National Anti-Doping Agency	-	55	-	-	55	4.8%
Italian Ministry of Health Departement	50	-	-	-	50	4.4%
Finnish Anti-Doping Agency	25	23	-	-	48	4.2%
Comitato Olimpico Nazionale Italiano	25	9	-	9	43	3.7%
Japan Anti-Doping Agency	40	-	-	-	40	3.5%
Korean Anti-Doping Agency	24	16	-	-	40	3.5%
Spanish Baseball and Softball Federation	20	-	-	-	20	1.7%
Czech Anti-Doping Committee	13	5	-	-	18	1.6%
Kazakhstan National Anti-Doping Centre	-	15	-	-	15	1.3%
Swedish Sports Confederation Anti-Doping Group	4	10	-	-	14	1.2%
Anti-Doping Norway	12	-	-	-	12	1.0%
Colombian NADO	12	-	-	-	12	1.0%
Chinese Taipei Baseball Association	10	-	-	-	10	0.9%
Canadian Centre for Ethics in Sport	2	6	-	-	8	0.7%
Roumanian National Anti-Doping Agency	4	4	-	-	8	0.7%
French Community of Belgium NADO	6	-	-	-	6	0.5%
Fédération Française de Baseball et Softball	6	-	-	-	6	0.5%
Deutscher Baseball und Softball Verband	6	-	-	-	6	0.5%
NADO Flanders	6	-	-	-	6	0.5%
Croatian Institute for Toxicology and Antidoping	3	-	-	-	3	0.3%
Indonesian Anti-Doping Agency	2	-	-	-	2	0.2%
	<b>812</b>	<b>317</b>	<b>-</b>	<b>19</b>	<b>1,148</b>	



**Table H5: 2012 Anti-Doping Testing Figures - IOC Recognized Sport - Billiard Sports**

Testing Authority (TA)	Urine		Blood		Total Samples	%
	IC	OOB	IC	OOB		
Autoridade Antidopagem de Portugal	44	-	-	-	44	16.7%
Spanish Billiards Federation (RFEB)	23	-	-	-	23	8.7%
Anti Doping Authority the Netherlands	22	-	-	-	22	8.3%
Federation Française de billard	21	-	-	-	21	8.0%
Deutsche Billard Union e.V.	19	-	-	-	19	7.2%
Sports Authority of Thailand	11	6	-	-	17	6.4%
World Confederation of Billiards Sports	22	-	-	-	22	8.3%
Colombian NADO	15	-	-	-	15	5.7%
Antidoping Switzerland	11	-	-	-	11	4.2%
Korean Anti-Doping Agency	10	-	-	-	10	3.8%
Roumanian National Anti-Doping Agency	4	2	-	-	6	2.3%
International Billiards & Snooker Federation	7	-	-	-	7	2.7%
Finnish Anti-Doping Agency	5	-	-	-	5	1.9%
Indonesian Anti-Doping Agency	5	-	-	-	5	1.9%
Japan Anti-Doping Agency	4	-	-	-	4	1.5%
NADO Flanders	4	-	-	-	4	1.5%
Saudi Arabian Antidoping Committee	4	-	-	-	4	1.5%
Poland Commission against Doping in Sports	4	-	-	-	4	1.5%
UK Anti-Doping	4	-	-	-	4	1.5%
Hong Kong Anti-Doping Committee	-	3	-	-	3	1.1%
Anti-Doping Commission of Malta	3	-	-	-	3	1.1%
Qatar National Antidoping Committee	-	3	-	-	3	1.1%
Venezuela NADO	2	-	-	-	2	0.8%
Anti-Doping department of State Sports Medicine Centre	2	-	-	-	2	0.8%
National Anti-Doping Agency Austria GmbH	-	2	-	-	2	0.8%
South African Institute for Drug-Free Sport	2	-	-	-	2	0.8%
<b>Total</b>	<b>248</b>	<b>16</b>	<b>-</b>	<b>-</b>	<b>264</b>	

**Table H6: 2012 Anti-Doping Testing Figures - IOC Recognized Sport - Boules Sports**

Testing Authority (TA)	Urine		Blood		Total Samples	%
	IC	OOB	IC	OOB		
Fédération Française de Pétanque	39	-	-	-	39	24.7%
Sports Authority of Thailand	29	-	-	-	29	18.4%
Anti-Doping Agency of Malaysia	16	4	-	-	20	12.7%
German National Anti-Doping Agency	12	-	-	-	12	7.6%
Fédération Internationale de Pétanque et jeu Provençal	12	-	-	-	12	7.6%
Federation Française du sport Boules	12	-	-	-	12	7.6%
World Bowls	10	-	-	-	10	6.3%
Australian Sports Anti-Doping Authority	-	6	-	-	6	3.8%
Korean Anti-Doping Agency	4	-	-	-	4	2.5%
Venezuela NADO	3	-	-	-	3	1.9%
Confédération Mondiale des Sports de Boules	3	-	-	-	3	1.9%
Federación Española de Petanca	3	-	-	-	3	1.9%
Fédération Internationale de Boules	3	-	-	-	3	1.9%
University Sport Board of Thailand	2	-	-	-	2	1.3%
<b>Total</b>	<b>148</b>	<b>10</b>	<b>-</b>	<b>-</b>	<b>158</b>	

**Table H7: 2012 Anti-Doping Testing Figures - IOC Recognized Sport - Bowling**

Testing Authority (TA)	Urine		Blood		Total Samples	%
	IC	OOB	IC	OOB		
German National Anti-Doping Agency	-	40	-	-	40	22.2%
Japan Anti-Doping Agency	21	-	-	-	21	11.7%
Sports Authority of Thailand	19	-	-	-	19	10.6%
Korean Anti-Doping Agency	15	-	-	-	15	8.3%
World Ninepin Bowling Association e.V.	6	8	-	-	14	7.8%
Roumanian National Anti-Doping Agency	-	11	-	-	11	6.1%
Anti Doping Authority the Netherlands	9	-	-	-	9	5.0%
Deutscher Kegler- und Bowlingbund	9	-	-	-	9	5.0%
Finnish Anti-Doping Agency	8	-	-	-	8	4.4%
Indonesian Anti-Doping Agency	6	-	-	-	6	3.3%
Anti-Doping Norway	5	-	-	-	5	2.8%
Czech Anti-Doping Committee	4	-	-	-	4	2.2%
Hong Kong Anti-Doping Committee	-	4	-	-	4	2.2%
World Tenpin Bowling Association	2	2	-	-	4	2.2%
Anti Doping Denmark	2	1	-	-	3	1.7%
United States Anti-Doping Agency	-	3	-	-	3	1.7%
Qatar National Antidoping Committee	-	2	-	-	2	1.1%
Anti-Doping Singapore	-	1	-	-	1	0.6%
Chinese Taipei Anti-Doping Agency	-	1	-	-	1	0.6%
National Anti-Doping Agency Austria GmbH	-	1	-	-	1	0.6%
	<b>106</b>	<b>74</b>	<b>-</b>	<b>-</b>	<b>180</b>	

**Table H8: 2012 Anti-Doping Testing Figures - IOC Recognized Sport - Bridge**

Testing Authority (TA)	Urine		Blood		Total Samples	%
	IC	OOB	IC	OOB		
World Bridge Federation	6	4	-	-	10	23.8%
SportAccord Event Organiser	8	-	-	-	8	19.0%
International University Sport Federation	7	-	-	-	7	16.7%
Autoridade Antidopagem de Portugal	4	-	-	-	4	9.5%
Roumanian National Anti-Doping Agency	2	2	-	-	4	9.5%
Sports Authority of Thailand	4	-	-	-	4	9.5%
Indonesian Anti-Doping Agency	3	-	-	-	3	7.1%
Comitato Olimpico Nazionale Italiano	2	-	-	-	2	4.8%
	<b>36</b>	<b>6</b>	<b>-</b>	<b>-</b>	<b>42</b>	

**Table H9: 2012 Anti-Doping Testing Figures - IOC Recognized Sport - Chess**

Testing Authority (TA)	Urine		Blood		Total Samples	%
	IC	OOB	IC	OOB		
Turkish National Olympic Committee	15	-	-	-	15	14.6%
German National Anti-Doping Agency	11	-	-	-	11	10.7%
SportAccord Event Organiser	10	-	-	-	10	9.7%
Autoridade Antidopagem de Portugal	10	-	-	-	10	9.7%
Spanish Chess Federation	10	-	-	-	10	9.7%
International University Sport Federation	6	-	-	-	6	5.8%
Roumanian National Anti-Doping Agency	3	2	-	-	5	4.9%
Qatar National Antidoping Committee	-	5	-	-	5	4.9%
Russian National Anti-Doping Organization	5	-	-	-	5	4.9%
Sports Authority of Thailand	4	-	-	-	4	3.9%
Indonesian Anti-Doping Agency	4	-	-	-	4	3.9%
Czech Anti-Doping Committee	4	-	-	-	4	3.9%
Magyar Antidopping Csoport	4	-	-	-	4	3.9%
Venezuela NADO	4	-	-	-	4	3.9%
Comitato Olimpico Nazionale Italiano	2	-	-	-	2	1.9%
Cuba National Anti-Doping Agency	-	2	-	-	2	1.9%
National Anti-Doping Agency Austria GmbH	-	2	-	-	2	1.9%
	<b>92</b>	<b>11</b>	<b>-</b>	<b>-</b>	<b>103</b>	

**Table H10: 2012 Anti-Doping Testing Figures - IOC Recognized Sport - Cricket**

Testing Authority (TA)	Urine		Blood		Total Samples	%
	IC	OOO	IC	OOO		
International Cricket Council	163	177	-	-	340	36.8%
UK Anti-Doping	83	72	-	-	155	16.8%
South African Institute for Drug-Free Sport	112	14	-	-	126	13.6%
Australian Sports Anti-Doping Authority	43	56	-	-	99	10.7%
Board of Control for Cricket in India	53	31	-	-	84	9.1%
Drug Free Sport New Zealand	23	23	-	-	46	5.0%
Anti-doping Organization of Pakistan	20	-	-	-	20	2.2%
Sri Lanka Anti Doping Agency	20	-	-	-	20	2.2%
Anti Doping Authority the Netherlands	12	-	-	-	12	1.3%
Irish Sports Council	-	7	-	-	7	0.8%
Jamaica Anti-Doping Commission	1	5	-	-	6	0.6%
Zimbabwe Olympic Committee	4	-	-	-	4	0.4%
Caribbean Regional Anti-Doping Organization	-	2	-	-	2	0.2%
Comitato Olimpico Nazionale Italiano	2	-	-	-	2	0.2%
Sports Authority of Thailand	2	-	-	-	2	0.2%
	<b>538</b>	<b>387</b>	<b>-</b>	<b>-</b>	<b>925</b>	

**Table H11: 2012 Anti-Doping Testing Figures - IOC Recognized Sport - Dance Sport**

Testing Authority (TA)	Urine		Blood		Total Samples	%
	IC	OOO	IC	OOO		
World Dance Sport Federation	55	6	-	-	61	23.2%
Deutscher Tanzsportverband	34	-	-	-	34	12.9%
German National Anti-Doping Agency	-	28	-	-	28	10.6%
Japan Anti-Doping Agency	26	-	-	-	26	9.9%
Roumanian National Anti-Doping Agency	15	-	-	-	15	5.7%
Anti Doping Authority the Netherlands	13	-	-	-	13	4.9%
Comitato Olimpico Nazionale Italiano	9	2	-	-	11	4.2%
Sports Authority of Thailand	10	-	-	-	10	3.8%
Swedish Sports Confederation Anti-Doping Group	8	-	-	-	8	3.0%
Antidoping Switzerland	8	-	-	-	8	3.0%
Finnish Anti-Doping Agency	7	-	-	-	7	2.7%
Anti Doping Denmark	-	6	-	-	6	2.3%
Anti-Doping Norway	6	-	-	-	6	2.3%
Czech Anti-Doping Committee	5	-	-	-	5	1.9%
World Anti-Doping Agency	-	5	-	-	5	1.9%
World Dance Council	4	-	-	-	4	1.5%
Autoridade Antidopagem de Portugal	3	-	-	-	3	1.1%
Korean Anti-Doping Agency	3	-	-	-	3	1.1%
Anti-Doping Agency of Serbia	2	-	-	-	2	0.8%
National Anti-Doping Agency Austria GmbH	-	2	-	-	2	0.8%
Russian National Anti-Doping Organization	-	2	-	-	2	0.8%
University Sport Board of Thailand	2	-	-	-	2	0.8%
Magyar Antidopping Csoport	1	-	-	-	1	0.4%
United States Anti-Doping Agency	1	-	-	-	1	0.4%
	<b>212</b>	<b>51</b>	<b>-</b>	<b>-</b>	<b>263</b>	

**Table H12: 2012 Anti-Doping Testing Figures - IOC Recognized Sport - Floorball**

Testing Authority (TA)	Urine		Blood		Total Samples	%
	IC	OOB	IC	OOB		
Swedish Sports Confederation Anti-Doping Group	49	126	-	-	175	33.7%
Finnish Anti-Doping Agency	56	66	-	-	122	23.5%
International Floorball Federation	45	26	-	-	71	13.7%
Anti-Doping Norway	54	4	-	-	58	11.2%
Antidoping Switzerland	54	4	-	-	58	11.2%
Czech Anti-Doping Committee	21	4	-	-	25	4.8%
Croatian Institute for Toxicology and Antidoping	4	-	-	-	4	0.8%
Anti-Doping department of State Sports Medicine Centre	4	-	-	-	4	0.8%
Sports Authority of Thailand	3	-	-	-	3	0.6%
	<b>290</b>	<b>230</b>	-	-	<b>520</b>	

**Table H13: 2012 Anti-Doping Testing Figures - IOC Recognized Sport - Karate**

Testing Authority (TA)	Urine		Blood		Total Samples	%
	IC	OOB	IC	OOB		
Roumanian National Anti-Doping Agency	43	38	-	-	81	8.6%
Antidoping Switzerland	28	41	-	-	69	7.3%
Federacion Espanola de Karate	12	42	-	-	54	5.7%
Autoridade Antidopagem de Portugal	45	8	-	-	53	5.6%
European Karate Federation	49	-	-	-	49	5.2%
World Karate Federation	27	32	-	-	59	6.3%
Japan Anti-Doping Agency	30	8	-	-	38	4.0%
Anti-Doping Norway	19	16	-	-	35	3.7%
NADO Flanders	31	-	-	-	31	3.3%
Sports Authority of Thailand	28	-	-	-	28	3.0%
Kazakhstan National Anti-Doping Centre	-	17	-	-	17	1.8%
Fédération française de karaté et disciplines associées	20	5	-	-	25	2.6%
Finnish Anti-Doping Agency	9	14	-	-	23	2.4%
Korean Anti-Doping Agency	11	12	-	-	23	2.4%
Swedish Sports Confederation Anti-Doping Group	12	11	-	-	23	2.4%
Comitato Olimpico Nazionale Italiano	22	-	-	-	22	2.3%
Cuba National Anti-Doping Agency	-	18	-	-	18	1.9%
United States Anti-Doping Agency	11	7	-	-	18	1.9%
Indonesian Anti-Doping Agency	17	-	-	-	17	1.8%
Saudi Arabian Antidoping Committee	16	-	-	-	16	1.7%
Poland Commission against Doping in Sports	-	16	-	-	16	1.7%
German Karate Federation	15	-	-	-	15	1.6%
German National Anti-Doping Agency	-	15	-	-	15	1.6%
Anti Doping Denmark	4	10	-	-	14	1.5%
Hong Kong Anti-Doping Committee	2	12	-	-	14	1.5%
Anti Doping Authority the Netherlands	8	5	-	-	13	1.4%
Qatar National Antidoping Committee	5	8	-	-	13	1.4%
French Community of Belgium NADO	12	-	-	-	12	1.3%
Venezuela NADO	12	-	-	-	12	1.3%
Anti-Doping Agency of Malaysia	11	-	-	-	11	1.2%
International University Sport Federation	11	-	-	-	11	1.2%
Colombian NADO	10	-	-	-	10	1.1%
Italian Ministry of Health Departement	9	-	-	-	9	1.0%
National Anti-Doping Agency Austria GmbH	-	9	-	-	9	1.0%
World Anti-Doping Agency	-	9	-	-	9	1.0%
Agency for Anti-Doping Control of Bosnia and Herzegovina	1	7	-	-	8	0.8%
Kyokushin World Union	8	-	-	-	8	0.8%
Anti-Doping Agency of Serbia	-	6	-	-	6	0.6%
Magyar Antidopping Csoport	6	-	-	-	6	0.6%
New Caledonia NADO	6	-	-	-	6	0.6%
Russian National Anti-Doping Organization	5	-	-	-	5	0.5%
Canadian Centre for Ethics in Sport	-	4	-	-	4	0.4%
University Sport Board of Thailand	4	-	-	-	4	0.4%
Luxembourg NADO	-	3	-	-	3	0.3%
West Asia RADO	-	3	-	-	3	0.3%
Ecuador NADO	2	-	-	-	2	0.2%
Anti-Doping department of State Sports Medicine Centre	2	-	-	-	2	0.2%
United Arab Emirates National Anti-doping Committee	-	2	-	-	2	0.2%
Africa Zone IV	-	1	-	-	1	0.1%
Andorra National Anti-Doping Commission	-	1	-	-	1	0.1%
South Asia RADO	1	-	-	-	1	0.1%
	<b>564</b>	<b>380</b>	-	-	<b>944</b>	

**Table H14: 2012 Anti-Doping Testing Figures - IOC Recognized Sport - Korfball**

Testing Authority (TA)	Urine		Blood		Total Samples	%
	IC	OOB	IC	OOB		
Anti Doping Authority the Netherlands	33	7	-	-	40	61.5%
Federació Catalana de Korfbal	12	-	-	-	12	18.5%
World Anti-Doping Agency	-	5	-	-	5	7.7%
Autoridade Antidopagem de Portugal	4	-	-	-	4	6.2%
International Korfball Federation	4	-	-	-	4	6.2%
	<b>53</b>	<b>12</b>	<b>-</b>	<b>-</b>	<b>65</b>	

**Table H15: 2012 Anti-Doping Testing Figures - IOC Recognized Sport - Life Saving**

Testing Authority (TA)	Urine		Blood		Total Samples	%
	IC	OOB	IC	OOB		
Australian Sports Anti-Doping Authority	36	34	-	6	76	33.2%
International Lifesaving Federation	30	3	-	-	33	14.4%
Federación Española de Salvamento y Socorrismo	30	-	-	-	30	13.1%
Comitato Olimpico Nazionale Italiano	27	-	-	-	27	11.8%
German National Anti-Doping Agency	4	10	-	-	14	6.1%
Deutsche Lebens-Rettungs-Gesellschaft	12	-	-	-	12	5.2%
Drug Free Sport New Zealand	4	7	-	-	11	4.8%
Chinese Anti-Doping Agency	-	9	-	-	9	3.9%
Anti Doping Authority the Netherlands	7	1	-	-	8	3.5%
South African Institute for Drug-Free Sport	4	-	-	-	4	1.7%
World Anti-Doping Agency	-	4	-	-	4	1.7%
Fédération Française de Joutes et Sauvetage Nautique	1	-	-	-	1	0.4%
	<b>155</b>	<b>68</b>	<b>-</b>	<b>6</b>	<b>229</b>	

**Table H16: 2012 Anti-Doping Testing Figures - IOC Recognized Sport - Motorcycle Racing**

Testing Authority (TA)	Urine		Blood		Total Samples	%
	IC	OOB	IC	OOB		
International Motorcycling Federation	85	25	-	-	110	27.5%
Real Federación Motociclista Española	71	3	-	-	74	18.5%
Fédération Française de Motocyclisme	43	-	-	-	43	10.8%
Autoridade Antidopagem de Portugal	26	2	-	-	28	7.0%
Swedish Sports Confederation Anti-Doping Group	28	-	-	-	28	7.0%
Anti-Doping Norway	14	6	-	-	20	5.0%
Finnish Anti-Doping Agency	16	2	-	-	18	4.5%
Comitato Olimpico Nazionale Italiano	12	-	-	-	12	3.0%
Japan Anti-Doping Agency	12	-	-	-	12	3.0%
Antidoping Switzerland	9	-	-	-	9	2.3%
Anti Doping Denmark	7	-	-	-	7	1.8%
French Community of Belgium NADO	7	-	-	-	7	1.8%
German National Anti-Doping Agency	7	-	-	-	7	1.8%
Poland Commission against Doping in Sports	6	-	-	-	6	1.5%
Roumanian National Anti-Doping Agency	4	1	-	-	5	1.3%
Drug Free Sport New Zealand	4	-	-	-	4	1.0%
Indonesian Anti-Doping Agency	4	-	-	-	4	1.0%
Anti-Doping department of State Sports Medicine Centre	3	-	-	-	3	0.8%
Anti Doping Authority the Netherlands	-	2	-	-	2	0.5%
NADO Flanders	1	-	-	-	1	0.3%
	<b>359</b>	<b>41</b>	<b>0</b>	<b>0</b>	<b>400</b>	

**Table H17: 2012 Anti-Doping Testing Figures - IOC Recognized Sport - Mountaineering and Climbing**

Testing Authority (TA)	Urine		Blood		Total Samples	%
	IC	OOB	IC	OOB		
Antidoping Switzerland	24	15	-	11	50	12.4%
Spanish federation of Mountaineering and Climbing	24	24	-	-	48	11.9%
Olympic Council of Asia	42	-	-	-	42	10.4%
Japan Anti-Doping Agency	18	12	-	-	30	7.4%
Chinese Anti-Doping Agency	13	15	-	-	28	6.9%
Union Internationale des Associations d'Alpinisme	15	4	-	-	19	4.7%
Venezuela NADO	18	-	-	-	18	4.5%
International Federation of Sports Climbing	17	-	-	-	17	4.2%
Anti Doping Authority the Netherlands	13	1	-	-	14	3.5%
Italian Ministry of Health Departement	14	-	-	-	14	3.5%
National Anti-Doping Agency Austria GmbH	5	9	-	-	14	3.5%
GV Gobierno Vasco	12	-	-	-	12	3.0%
Fédération française de la montagne et de l'escalade	12	-	-	-	12	3.0%
Singapore Mountaineering Federation	12	-	-	-	12	3.0%
Iran National Anti-Doping Organization	8	-	-	-	8	2.0%
Swedish Sports Confederation Anti-Doping Group	8	-	-	-	8	2.0%
Roumanian National Anti-Doping Agency	4	3	-	-	7	1.7%
French Community of Belgium NADO	6	-	-	-	6	1.5%
Finnish Anti-Doping Agency	6	-	-	-	6	1.5%
Comitato Olimpico Nazionale Italiano	4	1	-	-	5	1.2%
Sports Authority of Thailand	-	5	-	-	5	1.2%
World Mountain Running Association	5	-	-	-	5	1.2%
Anti-Doping Agency of Serbia	4	-	-	-	4	1.0%
Anti-Doping Norway	4	-	-	-	4	1.0%
Autoridade Antidopagem de Portugal	3	-	-	-	3	0.7%
German National Anti-Doping Agency	-	-	-	3	3	0.7%
Thailand Weightlifting Federation	-	3	-	-	3	0.7%
Belgian Climbing and Mountaineering Federation	2	-	-	-	2	0.5%
German Alpin Union (DAV)	2	-	-	-	2	0.5%
Agence Française de Lutte contre le Dopage	-	1	-	-	1	0.2%
Hong Kong Anti-Doping Committee	-	1	-	-	1	0.2%
<b>Total</b>	<b>295</b>	<b>94</b>	<b>0</b>	<b>14</b>	<b>403</b>	

**Table H18: 2012 Anti-Doping Testing Figures - IOC Recognized Sport - Netball**

Testing Authority (TA)	Urine		Blood		Total Samples	%
	IC	OOB	IC	OOB		
Drug Free Sport New Zealand	18	22	-	-	40	21.9%
UK Anti-Doping	19	12	-	-	31	16.9%
South African Institute for Drug-Free Sport	25	-	-	-	25	13.7%
Australian Sports Anti-Doping Authority	16	5	-	-	21	11.5%
Jamaica Anti-Doping Commission	7	11	-	-	18	9.8%
International Netball Federation	12	5	-	-	17	9.3%
Africa Zone VI	10	-	-	-	10	5.5%
International University Sport Federation	4	-	-	-	4	2.2%
Anti-Doping Commission of Malta	4	-	-	-	4	2.2%
Sri Lanka Anti Doping Agency	4	-	-	-	4	2.2%
Antidoping Switzerland	4	-	-	-	4	2.2%
Anti-Doping Singapore	-	2	-	-	2	1.1%
Sports Authority of Thailand	2	-	-	-	2	1.1%
Caribbean Regional Anti-Doping Organization	-	1	-	-	1	0.5%
<b>Total</b>	<b>125</b>	<b>58</b>	<b>0</b>	<b>0</b>	<b>183</b>	

**Table H19: 2012 Anti-Doping Testing Figures - IOC Recognized Sport - Orienteering**

Testing Authority (TA)	Urine		Blood		Total Samples	%
	IC	OOO	IC	OOO		
Finnish Anti-Doping Agency	45	37	-	-	82	19.8%
International Orienteering Federation	56	1	-	-	57	13.7%
Antidoping Switzerland	9	23	-	7	39	9.4%
Fédération Française de Course d'Orienteering	33	-	-	-	33	8.0%
Spanish Orienteering Federation	29	-	-	-	29	7.0%
Swedish Sports Confederation Anti-Doping Group	5	24	-	-	29	7.0%
Anti Doping Denmark	4	20	-	-	24	5.8%
National Anti-Doping Agency Austria GmbH	12	6	-	-	18	4.3%
Anti-Doping Norway	6	9	-	-	15	3.6%
Czech Anti-Doping Committee	9	6	-	-	15	3.6%
Kazakhstan National Anti-Doping Centre	-	28	-	-	28	6.7%
International University Sport Federation	9	-	-	-	9	2.2%
Japan Anti-Doping Agency	8	-	-	-	8	1.9%
French Community of Belgium NADO	6	-	-	-	6	1.4%
Roumanian National Anti-Doping Agency	6	-	-	-	6	1.4%
Conseil International des Sports Militaires	5	-	-	-	5	1.2%
Drug Free Sport New Zealand	4	-	-	-	4	1.0%
Autoridade Antidopagem de Portugal	4	-	-	-	4	1.0%
Anti-Doping department of State Sports Medicine Centre	2	-	-	-	2	0.5%
World Anti-Doping Agency	-	2	-	-	2	0.5%
	<b>252</b>	<b>156</b>	<b>0</b>	<b>7</b>	<b>415</b>	

**Table H20: 2012 Anti-Doping Testing Figures - IOC Recognized Sport - Pelote Basque**

Testing Authority (TA)	Urine		Blood		Total Samples	%
	IC	OOO	IC	OOO		
Spain Federation of Basque Pelota	22	39	-	-	61	54.5%
Cuba National Anti-Doping Agency	-	17	-	-	17	15.2%
International Federation of Pelota Vasca	11	-	-	-	11	9.8%
Fédération Française de Pelote Basque	11	-	-	-	11	9.8%
NADO Flanders	6	-	-	-	6	5.4%
Comitato Olimpico Nazionale Italiano	2	1	-	-	3	2.7%
Liga de Empresas de Pelota a Mano S.L.	3	-	-	-	3	2.7%
	<b>55</b>	<b>57</b>	<b>0</b>	<b>0</b>	<b>112</b>	

**Table H21: 2012 Anti-Doping Testing Figures - IOC Recognized Sport - Polo**

Testing Authority (TA)	Urine		Blood		Total Samples	%
	IC	OOO	IC	OOO		
Colombian NADO	4	-	-	-	4	44.4%
Real Federación Española de Polo - RFEPolo	4	-	-	-	4	44.4%
Federation Internationale de Polo	1	-	-	-	1	11.1%
	<b>9</b>	<b>0</b>	<b>0</b>	<b>0</b>	<b>9</b>	



**Table H22: 2012 Anti-Doping Testing Figures - IOC Recognized Sport - Powerboating**

Testing Authority (TA)	Urine		Blood		Total Samples	%
	IC	OOB	IC	OOB		
Korea Motorboat Racing Association	135	-	-	-	135	66.8%
Union Internationale Motonautique	18	7	-	-	25	12.4%
Real Federación Española de Motonáutica	11	-	-	-	11	5.4%
Comitato Olimpico Nazionale Italiano	6	-	-	-	6	3.0%
Fédération Française de Motonautique	6	-	-	-	6	3.0%
Poland Commission against Doping in Sports	5	-	-	-	5	2.5%
United Arab Emirates National Anti-doping Committee	5	-	-	-	5	2.5%
UK Anti-Doping	5	-	-	-	5	2.5%
Autoridade Antidopagem de Portugal	4	-	-	-	4	2.0%
	<b>195</b>	<b>7</b>	<b>-</b>	<b>-</b>	<b>202</b>	

**Table H23: 2012 Anti-Doping Testing Figures - IOC Recognized Sport - Racquetball**

Testing Authority (TA)	Urine		Blood		Total Samples	%
	IC	OOB	IC	OOB		
Finnish Anti-Doping Agency	12	-	-	-	12	28.6%
South American Sports Drug Agency	8	-	-	-	8	19.0%
United States Anti-Doping Agency	-	7	-	-	7	16.7%
Venezuela NADO	7	-	-	-	7	16.7%
German National Anti-Doping Agency	-	6	-	-	6	14.3%
Australian Sports Anti-Doping Authority	-	1	-	-	1	2.4%
Canadian Centre for Ethics in Sport	1	-	-	-	1	2.4%
	<b>28</b>	<b>14</b>	<b>-</b>	<b>-</b>	<b>42</b>	

**Table H24: 2012 Anti-Doping Testing Figures - IOC Recognized Sport - Roller Sports**

Testing Authority (TA)	Urine		Blood		Total Samples	%
	IC	OOB	IC	OOB		
International Roller Sports Federation	114	12	3	15	144	20.6%
Spanish Skating Federation	66	60	-	-	126	18.1%
Autoridade Antidopagem de Portugal	51	28	-	-	79	11.3%
Comitato Olimpico Nazionale Italiano	55	2	-	-	57	8.2%
Olympic Council of Asia	37	-	-	-	37	5.3%
Korean Anti-Doping Agency	18	16	-	-	34	4.9%
Deutscher Rollsport und Inline-Verband	33	-	-	-	33	4.7%
German National Anti-Doping Agency	-	31	-	2	33	4.7%
Colombian NADO	-	25	-	-	25	3.6%
Fédération Française de Roller skating	24	1	-	-	25	3.6%
Antidoping Switzerland	8	14	-	1	23	3.3%
Anti Doping Authority the Netherlands	8	14	-	-	22	3.2%
Indonesian Anti-Doping Agency	10	-	-	-	10	1.4%
National Anti-Doping Agency Austria GmbH	9	-	-	-	9	1.3%
NADO Flanders	6	-	-	-	6	0.9%
United States Anti-Doping Agency	3	3	-	-	6	0.9%
Sports Authority of Thailand	-	5	-	-	5	0.7%
Czech Roller Skating Association	4	-	-	-	4	0.6%
European Confederation of Roller Skating	4	-	-	-	4	0.6%
Chinese Taipei Anti-Doping Agency	-	3	-	-	3	0.4%
Drug Free Sport New Zealand	-	3	-	-	3	0.4%
International Skating Union	-	3	-	-	3	0.4%
Hong Kong Anti-Doping Committee	-	2	-	-	2	0.3%
Magyar Antidopping Csoport	2	-	-	-	2	0.3%
World Anti-Doping Agency	-	2	-	-	2	0.3%
Swedish Sports Confederation Anti-Doping Group	-	1	-	-	1	0.1%
	<b>452</b>	<b>225</b>	<b>3</b>	<b>18</b>	<b>698</b>	

**Table H25: 2012 Anti-Doping Testing Figures - IOC Recognized Sport - Softball**

Testing Authority (TA)	Urine		Blood		Total Samples	%
	IC	OOB	IC	OOB		
Comitato Olimpico Nazionale Italiano	10	11	-	11	32	11.5%
Japan Anti-Doping Agency	29	-	-	-	29	10.4%
Australian Sports Anti-Doping Authority	26	-	-	-	26	9.4%
Colombian NADO	24	-	-	-	24	8.6%
Venezuela NADO	24	-	-	-	24	8.6%
International Softball Federation	9	11	-	-	20	7.2%
Drug Free Sport New Zealand	18	-	-	-	18	6.5%
Korean Anti-Doping Agency	10	8	-	-	18	6.5%
Sports Authority of Thailand	16	-	-	-	16	5.8%
Italian Ministry of Health Departement	12	-	-	-	12	4.3%
Spanish Baseball and Softball Federation	12	-	-	-	12	4.3%
Deutscher Baseball und Softball Verband	12	-	-	-	12	4.3%
German National Anti-Doping Agency	-	9	-	-	9	3.2%
Softball Australia	-	6	-	-	6	2.2%
Czech Anti-Doping Committee	4	-	-	-	4	1.4%
Indonesian Anti-Doping Agency	4	-	-	-	4	1.4%
University Sport Board of Thailand	4	-	-	-	4	1.4%
Canadian Centre for Ethics in Sport	3	-	-	-	3	1.1%
United States Anti-Doping Agency	-	3	-	-	3	1.1%
Central American RADO	-	1	-	-	1	0.4%
Roumanian National Anti-Doping Agency	-	1	-	-	1	0.4%
	<b>217</b>	<b>50</b>	<b>-</b>	<b>11</b>	<b>278</b>	

**Table H26: 2012 Anti-Doping Testing Figures - IOC Recognized Sport - Sport Climbing**

Testing Authority (TA)	Urine		Blood		Total Samples	%
	IC	OOB	IC	OOB		
Russian National Anti-Doping Organization	43	55	-	-	98	33.8%
International Federation of Sports Climbing	47	26	-	-	73	25.2%
National Anti-Doping Agency Austria GmbH	19	9	-	-	28	9.7%
Fédération française de la montagne et de l'escalade	24	-	-	-	24	8.3%
Indonesian Anti-Doping Agency	18	-	-	-	18	6.2%
Spanish federation of Mountaineering and Climbing	6	9	-	-	15	5.2%
Korean Anti-Doping Agency	-	10	-	-	10	3.4%
Chile National Anti-Doping Commission	8	-	-	-	8	2.8%
German Alpin Union (DAV)	8	-	-	-	8	2.8%
Antidoping Switzerland	4	-	-	-	4	1.4%
Ecuador NADO	2	-	-	-	2	0.7%
Slovenian Anti Doping Commission	2	-	-	-	2	0.7%
	<b>181</b>	<b>109</b>	<b>-</b>	<b>-</b>	<b>290</b>	

**Table H27: 2012 Anti-Doping Testing Figures - IOC Recognized Sport - Squash**

Testing Authority (TA)	Urine		Blood		Total Samples	%
	IC	OOC	IC	OOC		
French Squash Federation	81	-	-	-	81	24.4%
UK Anti-Doping	27	10	-	-	37	11.1%
World Squash Federation	6	30	-	-	36	10.8%
Deutscher Squashverband	17	-	-	-	17	5.1%
Australian Sports Anti-Doping Authority	12	-	-	-	12	3.6%
Colombian NADO	12	-	-	-	12	3.6%
Anti Doping Authority the Netherlands	12	-	-	-	12	3.6%
Royal Spanish Squash Federation	12	-	-	-	12	3.6%
NADO Flanders	12	-	-	-	12	3.6%
Finnish Anti-Doping Agency	6	5	-	-	11	3.3%
Swedish Sports Confederation Anti-Doping Group	10	-	-	-	10	3.0%
Saudi Arabian Antidoping Committee	8	-	-	-	8	2.4%
Hong Kong Anti-Doping Committee	2	5	-	-	7	2.1%
Japan Anti-Doping Agency	6	-	-	-	6	1.8%
Anti-Doping Norway	6	-	-	-	6	1.8%
Croatian Institute for Toxicology and Antidoping	-	6	-	-	6	1.8%
Indonesian Anti-Doping Agency	5	-	-	-	5	1.5%
Korean Anti-Doping Agency	5	-	-	-	5	1.5%
Comitato Olimpico Nazionale Italiano	5	-	-	-	5	1.5%
German National Anti-Doping Agency	-	4	-	-	4	1.2%
Czech Anti-Doping Committee	4	-	-	-	4	1.2%
National Anti Doping Agency -India	4	-	-	-	4	1.2%
Kuwait Anti-Doping Committee	4	-	-	-	4	1.2%
Irish Sports Council	2	1	-	-	3	0.9%
Drug Free Sport New Zealand	-	2	-	-	2	0.6%
Canadian Centre for Ethics in Sport	2	-	-	-	2	0.6%
United States Anti-Doping Agency	-	2	-	-	2	0.6%
Caribbean Regional Anti-Doping Organization	-	2	-	-	2	0.6%
Qatar National Antidoping Committee	-	2	-	-	2	0.6%
South Asia RADO	2	-	-	-	2	0.6%
National Anti-Doping Agency Austria GmbH	-	1	-	-	1	0.3%
	<b>262</b>	<b>70</b>	<b>-</b>	<b>-</b>	<b>332</b>	

**Table H28: 2012 Anti-Doping Testing Figures - IOC Recognized Sport - Sumo**

Testing Authority (TA)	Urine		Blood		Total Samples	%
	IC	OOC	IC	OOC		
Japan Anti-Doping Agency	78	-	-	-	78	88.6%
Poland Commission against Doping in Sports	9	-	-	-	9	10.2%
Magyar Antidopping Csoport	-	1	-	-	1	1.1%
	<b>87</b>	<b>1</b>	<b>-</b>	<b>-</b>	<b>88</b>	

**Table H29: 2012 Anti-Doping Testing Figures - IOC Recognized Sport - Surfing**

Testing Authority (TA)	Urine		Blood		Total Samples	%
	IC	OOB	IC	OOB		
International Surfing Association	71	5	-	-	76	38.2%
Venezuela NADO	42	-	-	-	42	21.1%
Chinese Anti-Doping Agency	5	12	-	-	17	8.5%
Autoridade Antidopagem de Portugal	13	2	-	-	15	7.5%
Olympic Council of Asia	14	-	-	-	14	7.0%
Magyar Antidopping Csoport	-	8	-	-	8	4.0%
Hong Kong Anti-Doping Committee	-	7	-	-	7	3.5%
Sports Authority of Thailand	-	5	-	-	5	2.5%
European Surfing Federation	5	-	-	-	5	2.5%
Guatemala CNO	4	-	-	-	4	2.0%
Thailand Weightlifting Federation	-	3	-	-	3	1.5%
German National Anti-Doping Agency	-	1	-	-	1	0.5%
Association of Surfing Professionals	1	-	-	-	1	0.5%
Brazilian Surf Condeferation	-	1	-	-	1	0.5%
	<b>155</b>	<b>44</b>	<b>-</b>	<b>-</b>	<b>199</b>	

**Table H30: 2012 Anti-Doping Testing Figures - IOC Recognized Sport - Tug of War**

Testing Authority (TA)	Urine		Blood		Total Samples	%
	IC	OOB	IC	OOB		
Swedish Sports Confederation Anti-Doping Group	12	24	-	-	36	33.0%
German National Anti-Doping Agency	10	22	-	-	32	29.4%
Tug-of-War International Federation	10	15	-	-	25	22.9%
Japan Anti-Doping Agency	6	-	-	-	6	5.5%
Chinese Anti-Doping Agency	-	6	-	-	6	5.5%
Irish Sports Council	4	-	-	-	4	3.7%
	<b>42</b>	<b>67</b>	<b>-</b>	<b>-</b>	<b>109</b>	

**Table H31: 2012 Anti-Doping Testing Figures - IOC Recognized Sport - Underwater Sports**

Testing Authority (TA)	Urine		Blood		Total Samples	%
	IC	OOB	IC	OOB		
World Underwater Federation	102	16	-	-	118	24.7%
Korean Anti-Doping Agency	15	60	-	-	75	15.7%
Colombian NADO	53	-	-	-	53	11.1%
Russian National Anti-Doping Organization	38	2	-	-	40	8.4%
Turkish National Olympic Committee	27	-	-	-	27	5.7%
Finnish Anti-Doping Agency	10	15	-	-	25	5.2%
Fédération Française d'Etude et Sports Sous-Marins	24	-	-	-	24	5.0%
Comitato Olimpico Nazionale Italiano	23	-	-	-	23	4.8%
Association Internationale pour le Développement de l'Apnée	22	-	-	-	22	4.6%
Spain Federation of underwater sports	10	-	-	-	10	2.1%
Chinese Anti-Doping Agency	17	-	-	-	17	3.6%
Verband Deutscher Sporttaucher	16	-	-	-	16	3.4%
Japan Anti-Doping Agency	6	-	-	-	6	1.3%
Czech Anti-Doping Committee	5	-	-	-	5	1.0%
Autoridade Antidopagem de Portugal	4	-	-	-	4	0.8%
Hellenic National Council for Combatting Doping	2	1	-	-	3	0.6%
Indonesian Anti-Doping Agency	2	-	-	-	2	0.4%
German National Anti-Doping Agency	-	2	-	-	2	0.4%
Magyar Antidopping Csoport	-	2	-	-	2	0.4%
Poland Commission against Doping in Sports	2	-	-	-	2	0.4%
Organisation Deportiva Bolovariana	1	-	-	-	1	0.2%
	<b>379</b>	<b>98</b>	<b>-</b>	<b>-</b>	<b>477</b>	

**Table H32: 2012 Anti-Doping Testing Figures - IOC Recognized Sport - Water Skiing**

Testing Authority (TA)	Urine		Blood		Total Samples	%
	IC	OOO	IC	OOO		
International Waterski & Wakeboard Federation	36	22	-	-	58	28.6%
German National Anti-Doping Agency	6	19	-	-	25	12.3%
Federación Española de Esquí Náutico	14	-	-	-	14	6.9%
Chinese Anti-Doping Agency	-	12	-	-	12	5.9%
Indonesian Anti-Doping Agency	9	2	-	-	11	5.4%
Korean Anti-Doping Agency	-	11	-	-	11	5.4%
Federacion Mexicana de Ski Acuatico	9	-	-	-	9	4.4%
Olympic Council of Asia	13	-	-	-	13	6.4%
National Anti-Doping Agency Austria GmbH	5	3	-	-	8	3.9%
Sports Authority of Thailand	-	8	-	-	8	3.9%
Anti Doping Authority the Netherlands	8	-	-	-	8	3.9%
United States Anti-Doping Agency	-	7	-	-	7	3.4%
Swedish Sports Confederation Anti-Doping Group	5	-	-	-	5	2.5%
Comitato Olimpico Nazionale Italiano	4	-	-	-	4	2.0%
Japan Anti-Doping Agency	-	4	-	-	4	2.0%
Anti-Doping Singapore	-	3	-	-	3	1.5%
Canadian Centre for Ethics in Sport	1	-	-	-	1	0.5%
Anti Doping Denmark	-	1	-	-	1	0.5%
Hong Kong Anti-Doping Committee	-	1	-	-	1	0.5%
	<b>110</b>	<b>93</b>	-	-	<b>203</b>	

**Table H33: 2012 Anti-Doping Testing Figures - IOC Recognized Sport - Wushu**

Testing Authority (TA)	Urine		Blood		Total Samples	%
	IC	OOO	IC	OOO		
International Wushu Federation	51	27	-	-	78	36.4%
Indonesian Anti-Doping Agency	21	-	-	-	21	9.8%
Sports Authority of Thailand	21	-	-	-	21	9.8%
Chinese Anti-Doping Agency	16	-	-	-	16	7.5%
National Anti Doping Agency -India	-	13	-	-	13	6.1%
Fédération Française de Wushu	11	-	-	-	11	5.1%
South African Institute for Drug-Free Sport	11	-	-	-	11	5.1%
Antidoping Switzerland	8	2	-	-	10	4.7%
Korean Anti-Doping Agency	8	-	-	-	8	3.7%
Autoridade Antidopagem de Portugal	6	-	-	-	6	2.8%
NADO Flanders	6	-	-	-	6	2.8%
Hong Kong Anti-Doping Committee	2	3	-	-	5	2.3%
Anti Doping Authority the Netherlands	-	3	-	-	3	1.4%
Estonian Anti-Doping Agency	3	-	-	-	3	1.4%
Venezuela NADO	2	-	-	-	2	0.9%
	<b>166</b>	<b>48</b>	-	-	<b>214</b>	

**Table I1: 2012 Anti-Doping Testing Figures - AIMS Sport\* - Aikido**

Testing Authority (TA)	Urine		Blood		Total Samples	%
	IC	OOO	IC	OOO		
Venezuela NADO	6	-	-	-	6	46.2%
Roumanian National Anti-Doping Agency	-	4	-	-	4	30.8%
International Aikido Federation	-	3	-	-	3	23.1%
	<b>6</b>	<b>7</b>	<b>-</b>	<b>-</b>	<b>13</b>	

**Table I2: 2012 Anti-Doping Testing Figures - AIMS Sport\* - American Football**

Testing Authority (TA)	Urine		Blood		Total Samples	%
	IC	OOO	IC	OOO		
Canadian Centre for Ethics in Sport	38	228	-	22	288	31.6%
Finnish Anti-Doping Agency	50	76	-	18	144	15.8%
Swedish Sports Confederation Anti-Doping Group	28	78	-	5	111	12.2%
Antidoping Switzerland	14	24	-	33	71	7.8%
Anti-Doping Norway	43	23	-	-	66	7.2%
Anti Doping Denmark	26	27	-	-	53	5.8%
National Anti-Doping Agency Austria GmbH	12	20	-	-	32	3.5%
International Federation of American Football	25	1	-	-	26	2.9%
Comitato Olimpico Nazionale Italiano	24	-	-	-	24	2.6%
German National Anti-Doping Agency	1	18	-	-	19	2.1%
Australian Sports Anti-Doping Authority	-	15	-	-	15	1.6%
Japan Anti-Doping Agency	14	-	-	-	14	1.5%
Federation Française de Football Americain	13	-	-	-	13	1.4%
Italian Ministry of Health Departement	8	-	-	-	8	0.9%
American Football Verband Deutschland	7	-	-	-	7	0.8%
Anti-Doping Agency of Serbia	6	-	-	-	6	0.7%
NADO Flanders	6	-	-	-	6	0.7%
European Federation of American Football	4	-	-	-	4	0.4%
Magyar Antidopping Csoport	4	-	-	-	4	0.4%
	<b>323</b>	<b>510</b>	<b>-</b>	<b>78</b>	<b>911</b>	

\* Non-Olympic and non-IOC Recognized Sports which are members of SportAccord

**Table I3: 2012 Anti-Doping Testing Figures - AIMS Sport\* - Bodybuilding and Fitness**

Testing Authority (TA)	Urine		Blood		Total Samples	%
	IC	OOB	IC	OOB		
Korean Anti-Doping Agency	115	802	15	-	932	47.4%
NADO Flanders	20	103	-	-	123	6.3%
Japan Anti-Doping Agency	46	48	-	-	94	4.8%
Roumanian National Anti-Doping Agency	30	35	5	7	77	3.9%
Finnish Anti-Doping Agency	23	21	-	8	52	2.6%
Poland Commission against Doping in Sports	38	8	-	1	47	2.4%
Czech Anti-Doping Committee	31	11	-	4	46	2.3%
Canadian Bodybuilding Federation	38	6	-	-	44	2.2%
International Natural Bodybuilding Association	41	-	-	-	41	2.1%
Slovak Anti-Doping Agency	17	24	-	-	41	2.1%
Chinese Anti-Doping Agency	15	23	-	-	38	1.9%
International Federation of Bodybuilding and Fitness	31	7	-	-	38	1.9%
Australian Sports Anti-Doping Authority	36	-	-	-	36	1.8%
Guatemala CNO	35	-	-	-	35	1.8%
Sports Authority of Thailand	22	6	-	-	28	1.4%
Hong Kong Anti-Doping Committee	8	19	-	1	28	1.4%
Federation Francaise d'Halterophilie Musculation Force Athletique et Culturisme	12	5	-	-	17	0.9%
Kazakhstan National Anti-Doping Centre	-	17	-	-	17	0.9%
Anti-Doping Agency of Malaysia	-	16	-	-	16	0.8%
Saudi Arabian Antidoping Committee	16	-	-	-	16	0.8%
Natural Physique Association	15	-	-	-	15	0.8%
Turkish National Olympic Committee	15	-	-	-	15	0.8%
French Community of Belgium NADO	6	8	-	-	14	0.7%
International Drug Free Athletics	-	14	-	-	14	0.7%
National Anti Doping Agency -India	10	4	-	-	14	0.7%
South African Institute for Drug-Free Sport	11	-	-	-	11	0.6%
Bermuda Sport Anti Doping Authority	5	5	-	-	10	0.5%
Italian Ministry of Health Departement	10	-	-	-	10	0.5%
Guatemala NADO	4	6	-	-	10	0.5%
Federació Catalana de Fisioculturismo	9	-	-	-	9	0.5%
United Arab Emirates National Anti-doping Committee	5	4	-	-	9	0.5%
Anti-Doping Singapore	8	-	-	-	8	0.4%
Instituto do Desporto do Governo de Macau	-	6	-	-	6	0.3%
Indonesian Anti-Doping Agency	6	-	-	-	6	0.3%
World Bodybuilding & Physique sports Federation	5	-	-	-	5	0.3%
Anti-Doping Agency of Serbia	4	-	-	-	4	0.2%
Colombian NADO	-	4	-	-	4	0.2%
Costa Rica NADO	4	-	-	-	4	0.2%
Magyar Antidopping Csoport	3	1	-	-	4	0.2%
Svenska Kropps Kultur Förbundet	-	4	-	-	4	0.2%
Agence Française de Lutte contre le Dopage	-	3	-	-	3	0.2%
Estonian Anti-Doping Agency	-	3	-	-	3	0.2%
Anti-Doping department of State Sports Medicine Centre	-	3	-	-	3	0.2%
Lithuanian Anti-Doping Agency	3	-	-	-	3	0.2%
British Drug Free Powerlifting Association	2	-	-	-	2	0.1%
National Olympic and Sports Association of Iceland	2	-	-	-	2	0.1%
Myanmar National Anti-Doping Organization	2	-	-	-	2	0.1%
National Anti-Doping Commission of Barbados	-	2	-	-	2	0.1%
Turkish Cyprus Anti-Doping Agency	2	-	-	-	2	0.1%
Brazilian Bodybuilding and Fitness Confederation	-	1	-	-	1	0.1%
Jamaica Anti-Doping Commission	-	1	-	-	1	0.1%
	<b>705</b>	<b>1,220</b>	<b>20</b>	<b>21</b>	<b>1,966</b>	

\* Non-Olympic and non-IOC Recognized Sports which are members of SportAccord

**Table I4: 2012 Anti-Doping Testing Figures - AIMS Sport\* - Casting**

Testing Authority (TA)	Urine		Blood		Total Samples	%
	IC	OOO	IC	OOO		
Autoridade Antidopagem de Portugal	17	-	-	-	17	32.1%
Federacion Espanola de Pesca y Casting	4	5	-	-	9	17.0%
International Fresh Water Sport Fishing Federation	6	-	-	-	6	11.3%
Venezuela NADO	5	-	-	-	5	9.4%
Comitato Olimpico Nazionale Italiano	4	-	-	-	4	7.5%
Roumanian National Anti-Doping Agency	4	-	-	-	4	7.5%
Estonian Anti-Doping Agency	3	-	-	-	3	5.7%
Hellenic National Council for Combatting Doping	3	-	-	-	3	5.7%
International Fly Sport Fishing Federation	2	-	-	-	2	3.8%
	<b>48</b>	<b>5</b>	<b>-</b>	<b>-</b>	<b>53</b>	

**Table I5: 2012 Anti-Doping Testing Figures - AIMS Sport\* - Darts**

Testing Authority (TA)	Urine		Blood		Total Samples	%
	IC	OOO	IC	OOO		
UK Anti-Doping	31	-	-	-	31	46.3%
Anti Doping Authority the Netherlands	12	-	-	-	12	17.9%
Australian Sports Anti-Doping Authority	9	-	-	-	9	13.4%
World Darts Federation	6	3	-	-	9	13.4%
Anti-Doping Norway	6	-	-	-	6	9.0%
	<b>64</b>	<b>3</b>	<b>-</b>	<b>-</b>	<b>67</b>	

**Table I6: 2012 Anti-Doping Testing Figures - AIMS Sport\* - Dragon Boat**

Testing Authority (TA)	Urine		Blood		Total Samples	%
	IC	OOO	IC	OOO		
Japan Anti-Doping Agency	14	35	-	-	49	35.0%
Chinese Anti-Doping Agency	-	33	-	-	33	23.6%
Olympic Council of Asia	34	-	-	-	34	24.3%
Hong Kong Anti-Doping Committee	4	7	-	-	11	7.9%
International Dragon Boat Federation	4	3	-	-	7	5.0%
International Canoe Federation	5	-	-	-	5	3.6%
Poland Commission against Doping in Sports	-	1	-	-	1	0.7%
	<b>61</b>	<b>79</b>	<b>-</b>	<b>-</b>	<b>140</b>	

**Table I7: 2012 Anti-Doping Testing Figures - AIMS Sport\* - Draughts**

Testing Authority (TA)	Urine		Blood		Total Samples	%
	IC	OOO	IC	OOO		
SportAccord Event Organiser	6	-	-	-	6	40.0%
World Draughts Federation	2	3	-	-	5	33.3%
Comitato Olimpico Nazionale Italiano	4	-	-	-	4	26.7%
	<b>12</b>	<b>3</b>	<b>-</b>	<b>-</b>	<b>15</b>	

\* Non-Olympic and non-IOC Recognized Sports which are members of SportAccord



**Table I8: 2012 Anti-Doping Testing Figures - AIMS Sport\* - Fistball**

Testing Authority (TA)	Urine		Blood		Total Samples	%
	IC	OOO	IC	OOO		
International Fistball Association	8	6	-	-	14	51.9%
National Anti-Doping Agency Austria GmbH	-	10	-	-	10	37.0%
Deutsche Jugendkraft-Sportverband	2	-	-	-	2	7.4%
Antidoping Switzerland	-	1	-	-	1	3.7%
	<b>10</b>	<b>17</b>	-	-	<b>27</b>	

**Table I9: 2012 Anti-Doping Testing Figures - AIMS Sport\* - Flying Disc**

Testing Authority (TA)	Urine		Blood		Total Samples	%
	IC	OOO	IC	OOO		
Japan Anti-Doping Agency	8	-	-	-	8	40.0%
Finnish Anti-Doping Agency	6	-	-	-	6	30.0%
World Flying Disc Federation	3	3	-	-	6	30.0%
	<b>17</b>	<b>3</b>	-	-	<b>20</b>	

**Table I10: 2012 Anti-Doping Testing Figures - AIMS Sport\* - Go**

Testing Authority (TA)	Urine		Blood		Total Samples	%
	IC	OOO	IC	OOO		
International Go Federation	3	2	-	-	5	62.5%
SportAccord Event Organiser	3	-	-	-	3	37.5%
	<b>6</b>	<b>2</b>	-	-	<b>8</b>	

**Table I11: 2012 Anti-Doping Testing Figures - AIMS Sport\* - IceStock Sport**

Testing Authority (TA)	Urine		Blood		Total Samples	%
	IC	OOO	IC	OOO		
International Federation Icestocksport	29	-	-	-	29	55.8%
Deutscher Eisstock-Verband	23	-	-	-	23	44.2%
	<b>52</b>	<b>0</b>	-	-	<b>52</b>	

**Table I12: 2012 Anti-Doping Testing Figures - AIMS Sport\* - Ju-Jitsu**

Testing Authority (TA)	Urine		Blood		Total Samples	%
	IC	OOO	IC	OOO		
Russian National Anti-Doping Organization	32	-	-	-	32	38.1%
German National Anti-Doping Agency	-	29	-	-	29	34.5%
National Anti-Doping Agency Austria GmbH	-	10	-	-	10	11.9%
Ju-Jitsu International Federation	7	-	-	-	7	8.3%
Deutscher Jiu-Jitsu-Verband	5	-	-	-	5	6.0%
NADO Flanders	1	-	-	-	1	1.2%
	<b>45</b>	<b>39</b>	-	-	<b>84</b>	

\* Non-Olympic and non-IOC Recognized Sports which are members of SportAccord

**Table I13: 2012 Anti-Doping Testing Figures - AIMS Sport\* - Kendo**

Testing Authority (TA)	Urine		Blood		Total Samples	%
	IC	OOB	IC	OOB		
Japan Anti-Doping Agency	14	9	-	-	23	57.5%
International Kendo Federation	6	6	-	-	12	30.0%
Korean Anti-Doping Agency	5	-	-	-	5	12.5%
	<b>25</b>	<b>15</b>	-	-	<b>40</b>	

**Table I14: 2012 Anti-Doping Testing Figures - AIMS Sport\* - Kickboxing**

Testing Authority (TA)	Urine		Blood		Total Samples	%
	IC	OOB	IC	OOB		
NADO Flanders	54	-	-	-	54	18.7%
Anti-Doping Norway	25	14	-	-	39	13.5%
World Association of Kickboxing Organizations	15	10	-	-	25	8.7%
Fédération Française de Sports de Contact et Disciplines Assimilées	24	-	-	-	24	8.3%
Federacion Espanola de Kickboxing	18	4	-	-	22	7.6%
Finnish Anti-Doping Agency	5	14	-	-	19	6.6%
Anti Doping Denmark	7	10	-	-	17	5.9%
Poland Commission against Doping in Sports	6	8	-	-	14	4.8%
National Anti-Doping Agency Austria GmbH	-	12	-	-	12	4.2%
Roumanian National Anti-Doping Agency	-	11	-	-	11	3.8%
Italian Ministry of Health Departement	10	-	-	-	10	3.5%
Slovak Anti-Doping Agency	5	5	-	-	10	3.5%
Agency for Anti-Doping Control of Bosnia and Herzegovina	-	8	-	-	8	2.8%
Czech Anti-Doping Committee	5	-	-	-	5	1.7%
Swedish Sports Confederation Anti-Doping Group	-	4	-	-	4	1.4%
Antidoping Switzerland	-	4	-	-	4	1.4%
Anti-Doping Agency of Serbia	-	3	-	-	3	1.0%
Italian Kickboxing Federation	3	-	-	-	3	1.0%
West Asia RADO	-	2	-	-	2	0.7%
World Karate and Kickboxing Association	2	-	-	-	2	0.7%
Hellenic National Council for Combatting Doping	-	1	-	-	1	0.3%
	<b>179</b>	<b>110</b>	-	-	<b>289</b>	

**Table I15: 2012 Anti-Doping Testing Figures - AIMS Sport\* - Lacrosse**

Testing Authority (TA)	Urine		Blood		Total Samples	%
	IC	OOB	IC	OOB		
Canadian Centre for Ethics in Sport	14	-	-	-	14	63.6%
International Lacrosse Federation	8	-	-	-	8	36.4%
	<b>22</b>	<b>0</b>	-	-	<b>22</b>	

\* Non-Olympic and non-IOC Recognized Sports which are members of SportAccord

**Table I16: 2012 Anti-Doping Testing Figures - AIMS Sport\* - Minigolf**

Testing Authority (TA)	Urine		Blood		Total Samples	%
	IC	OOO	IC	OOO		
World Minigolf Sport Federation	17	8	-	-	25	43.9%
German National Anti-Doping Agency	-	13	-	-	13	22.8%
Deutscher Minigolfverband	12	-	-	-	12	21.1%
Finnish Anti-Doping Agency	4	-	-	-	4	7.0%
Autoridade Antidopagem de Portugal	3	-	-	-	3	5.3%
	<b>36</b>	<b>21</b>	-	-	<b>57</b>	

**Table I17: 2012 Anti-Doping Testing Figures - AIMS Sport\* - Muaythai**

Testing Authority (TA)	Urine		Blood		Total Samples	%
	IC	OOO	IC	OOO		
Sports Authority of Thailand	151	64	-	-	215	73.6%
Fédération Française de Sports de Contact et Disciplines Assimilées	27	4	-	-	31	10.6%
Russian National Anti-Doping Organization	25	-	-	-	25	8.6%
European Muaythai Federation	6	-	-	-	6	2.1%
Poland Commission against Doping in Sports	6	-	-	-	6	2.1%
Luxembourg NADO	4	-	-	-	4	1.4%
Iran National Anti-Doping Organization	-	4	-	-	4	1.4%
National Anti-doping Center of Ukraine	-	1	-	-	1	0.3%
	<b>219</b>	<b>73</b>	-	-	<b>292</b>	

\* Non-Olympic and non-IOC Recognized Sports which are members of SportAccord

**Table I18: 2012 Anti-Doping Testing Figures - AIMS Sport\* - Powerlifting**

Testing Authority (TA)	Urine		Blood		Total Samples	%
	IC	OOB	IC	OOB		
Russian National Anti-Doping Organization	263	240	-	-	503	14.9%
International Paralympic Committee	111	253	9	111	484	14.3%
Swedish Sports Confederation Anti-Doping Group	111	167	-	3	281	8.3%
International Powerlifting Federation	179	52	1	3	235	7.0%
Finnish Anti-Doping Agency	110	95	-	19	224	6.6%
World Drug Free Powerlifting Federation	132	18	-	-	150	4.4%
Bundesverband Deutscher Kraftdreikämpfer	112	8	-	-	120	3.6%
Anti-Doping Norway	39	62	-	-	101	3.0%
Federation Francaise d'Halterophilie Musculation Force Athletique et C	76	14	-	-	90	2.7%
Colombian NADO	53	14	6	-	73	2.2%
European Powerlifting Federation	64	-	-	-	64	1.9%
Australian Sports Anti-Doping Authority	29	26	-	3	58	1.7%
Anti Doping Denmark	8	49	-	-	57	1.7%
Japan Anti-Doping Agency	50	2	-	-	52	1.5%
Kazakhstan National Anti-Doping Centre	5	36	-	-	41	1.2%
Anti Doping Authority the Netherlands	42	3	-	-	45	1.3%
British Drug Free Powerlifting Association	45	-	-	-	45	1.3%
NADO Flanders	36	-	-	-	36	1.1%
Drug Free Sport New Zealand	25	10	-	-	35	1.0%
Venezuela NADO	25	10	-	-	35	1.0%
Indonesian Anti-Doping Agency	34	-	-	-	34	1.0%
National Anti-Doping Agency Austria GmbH	16	15	-	-	31	0.9%
UK Anti-Doping	13	18	-	-	31	0.9%
Asian Powerlifting Federation	45	-	-	-	45	1.3%
South African Institute for Drug-Free Sport	27	2	-	-	29	0.9%
Czech Anti-Doping Committee	21	7	-	-	28	0.8%
Weightlifting federation of Spain	26	-	-	-	26	0.8%
Poland Commission against Doping in Sports	18	8	-	-	26	0.8%
German National Anti-Doping Agency	7	18	-	-	25	0.7%
Anti-Doping Agency of Malaysia	24	-	-	-	24	0.7%
Canadian Powerlifting Union	16	6	-	-	22	0.7%
AWPC Ukraine	22	-	-	-	22	0.7%
Nigerian National Sports Council	-	21	-	-	21	0.6%
Roumanian National Anti-Doping Agency	11	10	-	-	21	0.6%
National Anti Doping Agency -India	18	-	-	-	18	0.5%
Great Britain Powerlifting Federation	11	5	-	-	16	0.5%
United Arab Emirates National Anti-doping Committee	15	-	-	-	15	0.4%
USA Powerlifting	15	-	-	-	15	0.4%
Ecuador NADO	6	8	-	-	14	0.4%
Hong Kong Anti-Doping Committee	13	-	-	-	13	0.4%
Egypt National Anti-doping Organization	7	3	-	-	10	0.3%
Magyar Antidopping Csoport	6	4	-	-	10	0.3%
Korean Anti-Doping Agency	4	6	-	-	10	0.3%
Spanish Powerlifting Association	10	-	-	-	10	0.3%
Estonian Anti-Doping Agency	4	4	-	1	9	0.3%
Hellenic National Council for Combatting Doping	6	3	-	-	9	0.3%
National Olympic and Sports Association of Iceland	3	6	-	-	9	0.3%
North American Powerlifting Association	9	-	-	-	9	0.3%
World Anti-Doping Agency	-	8	-	1	9	0.3%
Drug Free Powerlifting Australia	8	-	-	-	8	0.2%
French Community of Belgium NADO	6	2	-	-	8	0.2%
Brazilian Powerlifting Confederation	8	-	-	-	8	0.2%
Iran National Anti-Doping Organization	-	8	-	-	8	0.2%
Federazione Italiana Powelifting	6	2	-	-	8	0.2%
Jordan Anti-doping Organization	-	6	-	-	6	0.2%
Slovak Anti-Doping Agency	-	4	-	-	4	0.1%
Swiss Drug-Free Powerlifting Federation	-	4	-	-	4	0.1%
Spanish Sports Federation for People with Physical Disabilities	-	2	-	1	3	0.1%
Georgian Anti-Doping Agency	-	3	-	-	3	0.1%

\* Non-Olympic and non-IOC Recognized Sports which are members of SportAccord

**Table I18: 2012 Anti-Doping Testing Figures - AIMS Sport\* - Powerlifting (continued)**

Testing Authority (TA)	Urine		Blood		Total Samples	%
	IC	OOB	IC	OOB		
International Blind Sport Association	3	-	-	-	3	0.1%
Anti-Doping department of State Sports Medicine Centre	3	-	-	-	3	0.1%
Anti-doping Organization of Pakistan	-	2	-	-	2	0.1%
Austrian Powerlifting Federation (ÖVK)	2	-	-	-	2	0.1%
Chinese Taipei Anti-Doping Agency	2	-	-	-	2	0.1%
Cuba National Anti-Doping Agency	-	2	-	-	2	0.1%
Irish Sports Council	-	2	-	-	2	0.1%
Nigeria National Anti-Doping Committee	2	-	-	-	2	0.1%
Pakistan Powerlifting Federation	-	2	-	-	2	0.1%
Trinidad & Tobago Alliance for Sports & PE	1	1	-	-	2	0.1%
Africa Zone I	-	1	-	-	1	0.0%
Armenian National Antidoping Organization	-	1	-	-	1	0.0%
Libyan Olympic Committee	-	1	-	-	1	0.0%
Ligue francophone des poids et haltères	-	1	-	-	1	0.0%
Israeli NADO	1	-	-	-	1	0.0%
Oceania Regional Anti-Doping Organization	-	1	-	-	1	0.0%
United States Anti-Doping Agency	-	1	-	-	1	0.0%
	<b>1,964</b>	<b>1,257</b>	<b>16</b>	<b>142</b>	<b>3,379</b>	

**Table I19: 2012 Anti-Doping Testing Figures - AIMS Sport\* - Sambo**

Testing Authority (TA)	Urine		Blood		Total Samples	%
	IC	OOB	IC	OOB		
Russian National Anti-Doping Organization	67	218	-	-	285	190.0%
Fédération Internationale Amateur Sambo	27	-	-	-	27	18.0%
Spanish Federation of Olympic Wrestling and Associated Sports	18	-	-	-	18	12.0%
Venezuela NADO	10	4	-	-	14	9.3%
Roumanian National Anti-Doping Agency	9	-	-	-	9	6.0%
	<b>131</b>	<b>222</b>	<b>-</b>	<b>-</b>	<b>353</b>	

\* Non-Olympic and non-IOC Recognized Sports which are members of SportAccord

**Table I20: 2012 Anti-Doping Testing Figures - AIMS Sport\* - Savate**

Testing Authority (TA)	Urine		Blood		Total Samples	%
	IC	OOB	IC	OOB		
Fédération Internationale de Savate	11	-	-	-	11	64.7%
Federation Française de Boxe Française	6	-	-	-	6	35.3%
	<b>17</b>	<b>0</b>	-	-	<b>17</b>	

**Table I21: 2012 Anti-Doping Testing Figures - AIMS Sport\* - Sepak Takraw**

Testing Authority (TA)	Urine		Blood		Total Samples	%
	IC	OOB	IC	OOB		
Sports Authority of Thailand	101	44	-	-	145	71.1%
Olympic Council of Asia	30	-	-	-	30	14.7%
Indonesian Anti-Doping Agency	12	-	-	-	12	5.9%
Korean Anti-Doping Agency	11	-	-	-	11	5.4%
International Sepaktakraw Federation	4	-	-	-	4	2.0%
University Sport Board of Thailand	2	-	-	-	2	1.0%
	<b>160</b>	<b>44</b>	-	-	<b>204</b>	

**Table I22: 2012 Anti-Doping Testing Figures - AIMS Sport\* - Ski Mountaineering**

Testing Authority (TA)	Urine		Blood		Total Samples	%
	IC	OOB	IC	OOB		
International Ski Mountaineering Federation	13	25	-	-	38	82.6%
Fédération Française de la Montagne et de l'Escalade	6	1	-	-	7	15.2%
Chile National Anti-Doping Commission	1	-	-	-	1	2.2%
	<b>20</b>	<b>26</b>	-	-	<b>46</b>	

**Table I23: 2012 Anti-Doping Testing Figures - AIMS Sport\* - Sleddog**

Testing Authority (TA)	Urine		Blood		Total Samples	%
	IC	OOB	IC	OOB		
International Federation of Sleddog Sports	2	8	-	-	10	71.4%
Spanish Winter Sports Federation	4	-	-	-	4	28.6%
	<b>6</b>	<b>8</b>	-	-	<b>14</b>	

**Table I24: 2012 Anti-Doping Testing Figures - AIMS Sport\* - Soft Tennis**

Testing Authority (TA)	Urine		Blood		Total Samples	%
	IC	OOB	IC	OOB		
Japan Anti-Doping Agency	35	8	-	-	43	57.3%
Sports Authority of Thailand	13	-	-	-	13	17.3%
International Soft Tennis Federation	10	-	-	-	10	13.3%
Korean Anti-Doping Agency	8	-	-	-	8	10.7%
National Anti Doping Agency -India	-	1	-	-	1	1.3%
	<b>66</b>	<b>9</b>	-	-	<b>75</b>	

**Table I25: 2012 Anti-Doping Testing Figures - AIMS Sport\* - Sports Fishing**

Testing Authority (TA)	Urine		Blood		Total Samples	%
	IC	OOB	IC	OOB		
-	-	-	-	-	-	0.0%
	<b>0</b>	<b>0</b>	-	-	-	

\* Non-Olympic and non-IOC Recognized Sports which are members of SportAccord

# Section 6: 2012 Figures

## Athlete Biological Passport (ABP)

including ABP blood samples only

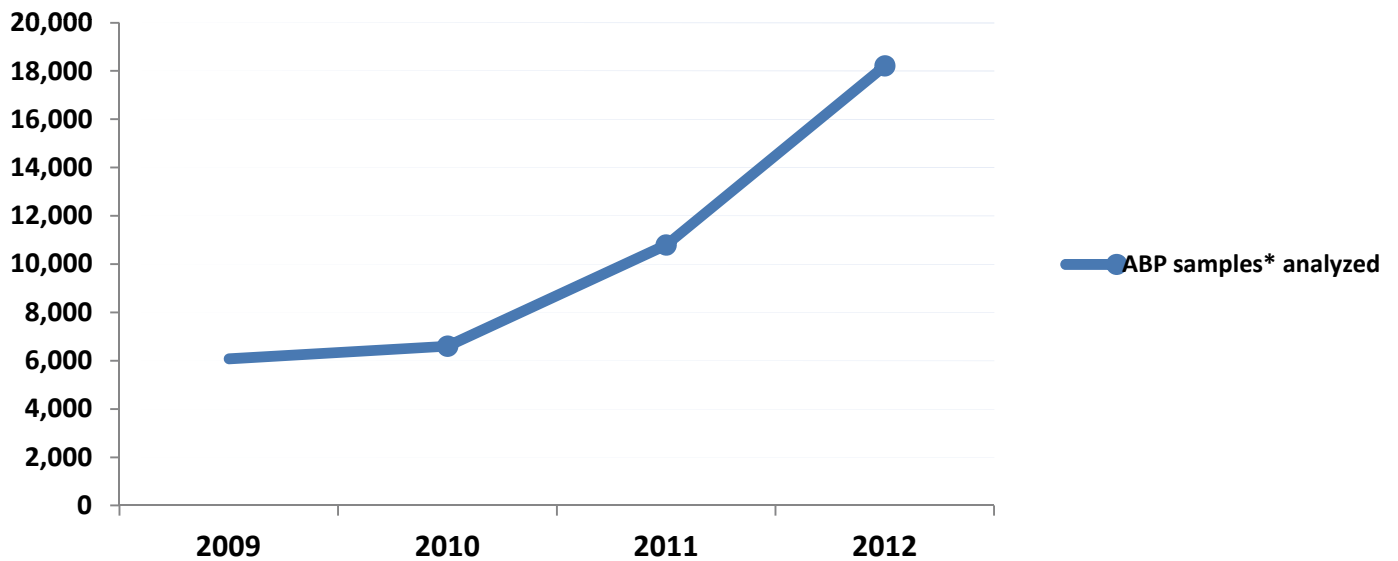
## 2012 ABP Blood Samples Analyzed and Reported by Accredited Laboratories

**Table J1: Total ABP Samples Analyzed per Year**

Year	ABP samples* analyzed	% increase year to year
2009	6,082	-
2010	6,610	9%
2011	10,795	63%
<b>2012</b>	<b>18,223</b>	<b>69%</b>

\* Represents individual blood samples collected in support of the Athlete Biological Passport and does not necessarily reflect the number of individual *Athletes* tested

**Table J1: Total ABP samples\* analyzed per Year**



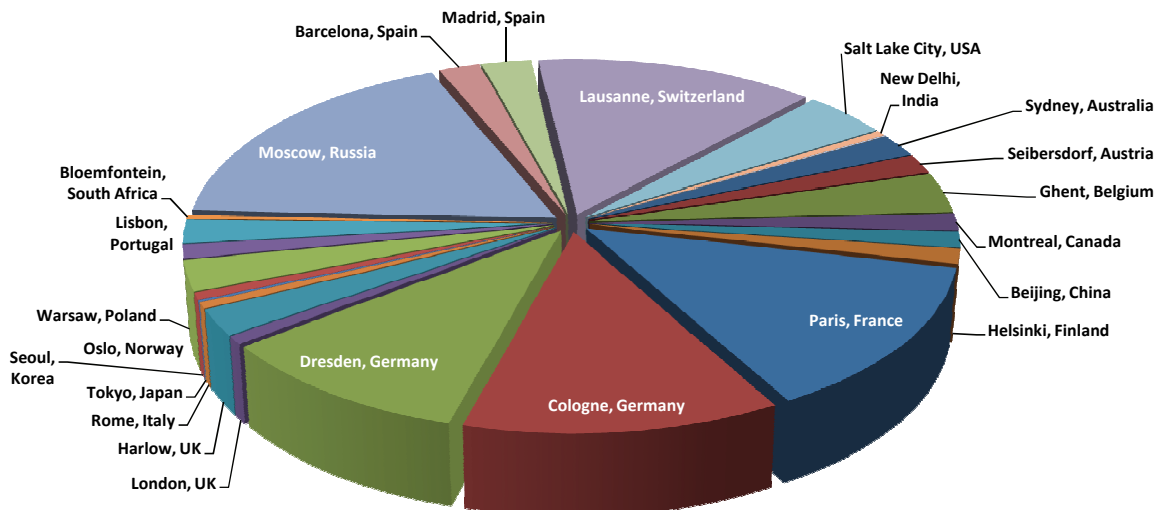


2012 ABP Blood Samples Analyzed and Reported by Accredited Laboratories in ADAMS

**Table J2: Total Samples Analyzed per Laboratory**

Laboratory	IC	OOB	Total
1 Sydney, Australia	103	271	374
2 Seibersdorf, Austria	61	261	322
3 Ghent, Belgium	153	511	664
4 Rio de Janeiro, Brazil*	n/a	n/a	n/a
5 Montreal, Canada	60	220	280
6 Beijing, China	44	225	269
7 Bogota, Colombia*	n/a	n/a	n/a
8 Havana, Cuba*	n/a	n/a	n/a
10 Helsinki, Finland	1	245	246
11 Paris, France	166	2280	2,446
12 Cologne, Germany	55	2198	2,253
13 Dresden, Germany	40	1844	1,884
14 London, UK	7	130	137
Harlow, UK	397	35	432
15 Athens, Greece*	n/a	n/a	n/a
16 Rome, Italy	13	94	107
17 Tokyo, Japan	-	30	30
18 Seoul, Korea	59	60	119
19 Oslo, Norway	20	485	505
20 Warsaw, Poland	15	220	235
21 Lisbon, Portugal	-	387	387
22 Bloemfontein, South Africa	-	66	66
23 Moscow, Russia	933	2353	3,286
24 Barcelona, Spain	-	365	365
25 Madrid, Spain	-	445	445
26 Stockholm, Sweden*	n/a	n/a	n/a
27 Lausanne, Switzerland	1436	1068	2,504
28 Bangkok, Thailand*	n/a	n/a	n/a
29 Tunis, Tunisia*	n/a	n/a	n/a
30 Los Angeles, USA*	n/a	n/a	n/a
31 Salt Lake City, USA	28	735	763
32 New Delhi, India	28	61	89
33 Bucharest, Romania*	n/a	n/a	n/a
34 Almaty, Kazakhstan	-	15	15
<b>Totals</b>	<b>3,619</b>	<b>14,604</b>	<b>18,223</b>

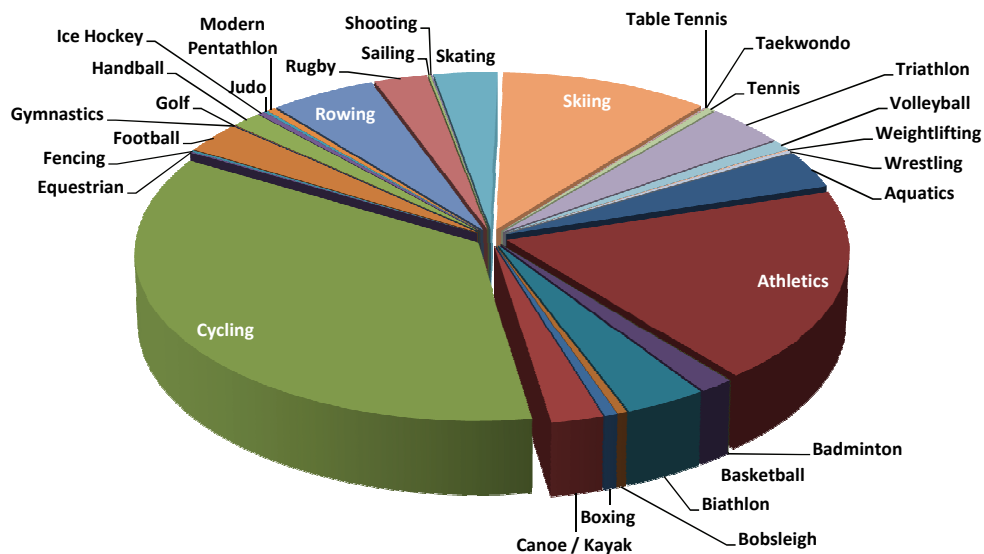
\* not accredited to perform blood analyses in support of the Athlete Biological Passport



2012 ABP Blood Samples Analyzed and Reported by Accredited Laboratories in ADAMS

**Table J3: Total Samples Analyzed in Olympic Sports**

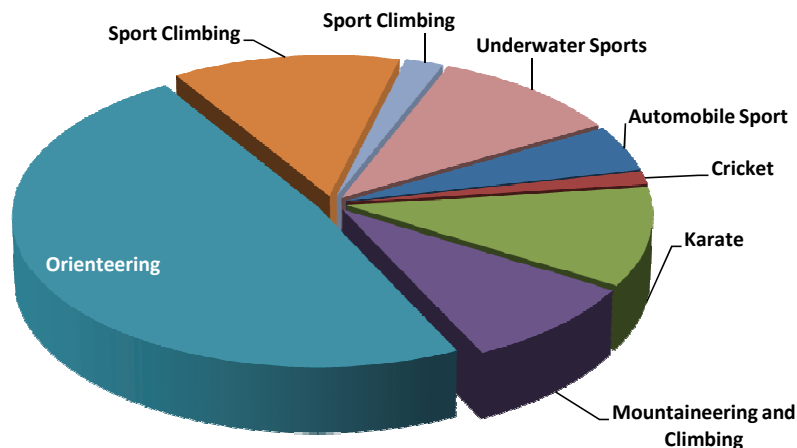
Sport	IC	OOB	Total	%
Aquatics	88	565	653	3.6%
Archery	-	-	-	-
Athletics	474	2886	3,360	18.7%
Badminton	-	2	2	0.0%
Basketball	-	271	271	1.5%
Biathlon	248	405	653	3.6%
Bobsleigh	4	73	77	0.4%
Boxing	33	71	104	0.6%
Canoe / Kayak	104	315	419	2.3%
Curling	-	-	-	-
Cycling	2072	4352	6,424	35.8%
Equestrian	10	8	18	0.1%
Fencing	-	30	30	0.2%
Football	8	527	535	3.0%
Gymnastics	-	1	1	0.0%
Golf	-	6	6	0.0%
Handball	11	261	272	1.5%
Field Hockey	-	-	-	-
Ice Hockey	-	62	62	0.3%
Judo	-	33	33	0.2%
Luge	-	-	-	-
Modern Pentathlon	57	15	72	0.4%
Rowing	134	819	953	5.3%
Rugby	11	462	473	2.6%
Sailing	20	2	22	0.1%
Shooting	-	12	12	0.1%
Skating	34	537	571	3.2%
Skiing	177	1697	1,874	10.4%
Table Tennis	-	5	5	0.0%
Taekwondo	-	12	12	0.1%
Tennis	27	47	74	0.4%
Triathlon	73	649	722	4.0%
Volleyball	4	173	177	1.0%
Weightlifting	11	5	16	0.1%
Wrestling	3	43	46	0.3%
<b>Totals</b>	<b>3,603</b>	<b>14,346</b>	<b>17,949</b>	



2012 ABP Blood Samples Analyzed and Reported by Accredited Laboratories in ADAMS

**Table J4: Total Samples Analyzed in IOC recognized Sports**

Sport	IC	OOO	Total	%
Air Sports	-	-	-	-
Automobile Sport	7	-	7	5.0%
Bandy	-	-	-	-
Baseball	-	-	-	-
Billiard Sports	-	-	-	-
Boules Sports	-	-	-	-
Bowling	-	-	-	-
Bridge	-	-	-	-
Chess	-	-	-	-
Cricket	-	2	2	1.4%
Dance Sport	-	-	-	-
Floorball	-	-	-	-
Karate	-	15	15	10.6%
Korfball	-	-	-	-
Life Saving	-	-	-	-
Motorcycle Racing	-	-	-	-
Mountaineering and Climbing	-	13	13	9.2%
Netball	-	-	-	-
Orienteering	8	60	68	48.2%
Pelote Basque	-	-	-	-
Polo	-	-	-	-
Powerboating	-	-	-	-
Racquetball	-	-	-	-
Roller Sports	1	17	18	12.8%
Softball	-	-	-	-
Sport Climbing	-	3	3	2.1%
Squash	-	-	-	-
Sumo	-	-	-	-
Surfing	-	-	-	-
Tug of War	-	-	-	-
Underwater Sports	-	15	15	
Water Skiing	-	-	-	-
Wushu	-	-	-	-
<b>Totals</b>	<b>16</b>	<b>125</b>	<b>141</b>	



2012 ABP Blood Samples Analyzed and Reported by Accredited Laboratories in ADAMS

**Table J5: Total Samples Analyzed in AIMS Sports**

<b>Sport</b>	<b>IC</b>	<b>OOC</b>	<b>Total</b>	<b>%</b>
Aikido	-	-	-	-
American Football	-	6	6	9.2%
Bodybuilding and Fitness	-	-	-	-
Casting	-	-	-	-
Darts	-	-	-	-
Dragon Boat	-	-	-	-
Draughts	-	-	-	-
Fistball	-	-	-	-
Flying Disc	-	-	-	-
Go	-	-	-	-
Ju-Jitsu	-	-	-	-
Kendo	-	-	-	-
Kickboxing	-	-	-	-
Minigolf	-	-	-	-
Muay Thai	-	-	-	-
Powerlifting	-	-	-	-
Sambo	-	-	-	-
Sepak Takraw	-	-	-	-
Ski-mountaineering	-	59	59	90.8%
Sleddog	-	-	-	-
Soft Tennis	-	-	-	-
Sports Fishing	-	-	-	-
<b>Totals</b>	<b>0</b>	<b>65</b>	<b>65</b>	

**Table J6: Total Samples Analyzed in other Sports\***

<b>Sport</b>	<b>IC</b>	<b>OOC</b>	<b>Total</b>	<b>%</b>
<b>Other Sports</b>	-	68	68	100%

\* These figures include non-SportAccord members

2012 ABP Blood Samples Analyzed and Reported by Accredited Laboratories in ADAMS

**Table J7: Total Samples by Testing Authority**

Testing Authority (TA)	IC	OOB	Total	%
International Cycling Union	1823	3262	5,085	27.90%
Russian National Anti-Doping Organization	933	2013	2,946	16.17%
National Federations* - France	134	1946	2,080	11.41%
International Ski Federation	-	1148	1,148	6.30%
International Association of Athletics Federations	-	1024	1,024	5.62%
Antidoping Switzerland	46	645	691	3.79%
German National Anti-Doping Agency	5	635	640	3.51%
Anti-Doping Norway	2	425	427	2.34%
International Rowing Federation	-	423	423	2.32%
International Olympic Committee	398	-	398	2.18%
Autoridade Antidopagem de Portugal	-	376	376	2.06%
Australian Sports Anti-Doping Authority	18	226	244	1.34%
United States Anti-Doping Agency	11	230	241	1.32%
World Triathlon Corporation	17	211	228	1.25%
NADO Flanders	-	218	218	1.20%
Chinese Anti-Doping Agency	-	175	175	0.96%
Canadian Centre for Ethics in Sport	31	134	165	0.91%
UK Anti-Doping	7	154	161	0.88%
Union of European Football Associations	-	120	120	0.66%
International Skating Union	9	111	120	0.66%
Poland Commission against Doping in Sports	15	98	113	0.62%
International Biathlon Union	29	82	111	0.61%
Irish Sports Council	1	103	104	0.57%
International Triathlon Union	9	95	104	0.57%
Magyar Antidopping Csoport	13	88	101	0.55%
Korean Anti-Doping Agency	59	42	101	0.55%
Drug Free Sport New Zealand	-	99	99	0.54%
European Athletics Association	-	99	99	0.54%
National Anti Doping Agency -India	28	61	89	0.49%
Finnish Anti-Doping Agency	1	87	88	0.48%
Fédération Internationale de Natation	-	80	80	0.44%
International Ski Mountaineering Federation	-	47	47	0.26%
International Tennis Federation	13	26	39	0.21%
South African Institute for Drug-Free Sport	-	28	28	0.15%
National Anti-Doping Agency Austria GmbH	-	18	18	0.10%
World Anti-Doping Agency	-	18	18	0.10%
World Underwater Federation	-	14	14	0.08%
Ligue Européenne de Natation	12	-	12	0.07%
Anti Doping Denmark	-	9	9	0.05%
International Roller Sports Federation	1	8	9	0.05%
Comitato Olimpico Nazionale Italiano	4	2	6	0.03%
Japan Anti-Doping Agency	-	5	5	0.03%
Italian Paralympic Committee	-	4	4	0.02%
Estonian Anti-Doping Agency	-	4	4	0.02%
Spanish Cycling Federation	-	3	3	0.02%
Swedish Sports Confederation Anti-Doping Group	-	3	3	0.02%
Agence Française de Lutte contre le Dopage	-	2	2	0.01%
Federation of International Touch	-	2	2	0.01%
Spain National Anti-Doping Agency	-	1	1	0.01%
	<b>3,619</b>	<b>14,604</b>	<b>18,223</b>	

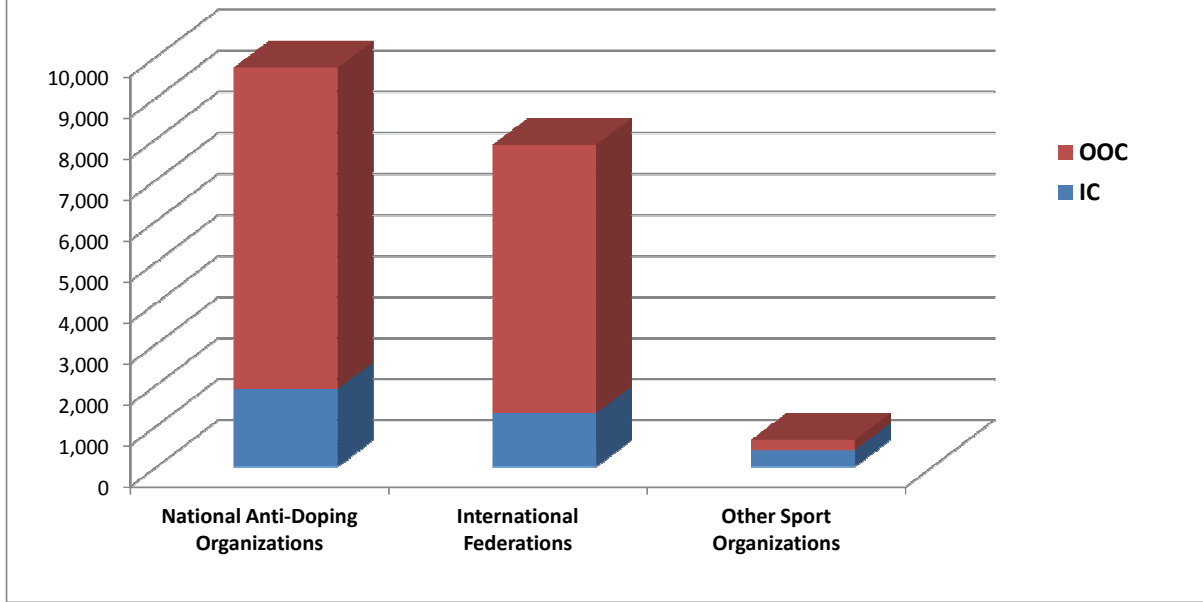
\* Note: Although National Federations (NFs) themselves are not signatories to the World Anti-Doping Code and therefore not entitled to authorize testing independently, the rules of some National Anti-Doping Agencies and International Sport Federations may delegate testing authority to these bodies. Tests attributed to NFs therefore may in some instances be a part of NADO or IF programs.

2012 ABP Blood Samples Analyzed and Reported by Accredited Laboratories in ADAMS

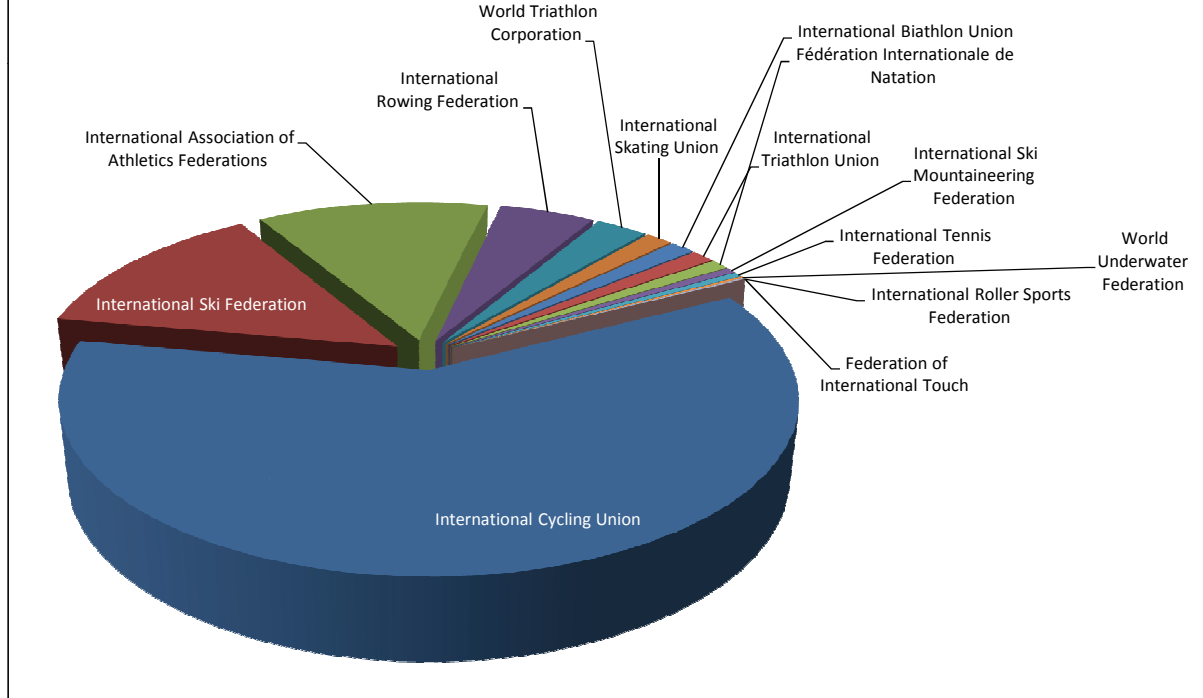
**Table J8: Total Samples by Testing Authority Category**

<b>International Federations</b>	<b>IC</b>	<b>OOC</b>	<b>Total</b>	<b>%</b>
International Cycling Union	1823	3262	5,085	60.29%
International Ski Federation	-	1148	1,148	13.61%
International Association of Athletics Federations	-	1024	1,024	12.14%
International Rowing Federation	-	423	423	5.02%
World Triathlon Corporation	17	211	228	2.70%
International Skating Union	9	111	120	1.42%
International Biathlon Union	29	82	111	1.32%
International Triathlon Union	9	95	104	1.23%
Fédération Internationale de Natation	-	80	80	0.95%
International Ski Mountaineering Federation	-	47	47	0.56%
International Tennis Federation	13	26	39	0.46%
World Underwater Federation	-	14	14	0.17%
International Roller Sports Federation	1	8	9	0.11%
Federation of International Touch	-	2	2	0.02%
	<b>1,901</b>	<b>6,533</b>	<b>8,434</b>	
<b>National Anti-Doping Organizations</b>	<b>IC</b>	<b>OOC</b>	<b>Total</b>	<b>%</b>
Russian National Anti-Doping Organization	933	2013	2,946	32.25%
French National Federations	134	1946	2,080	22.77%
Antidoping Switzerland	46	645	691	7.56%
German National Anti-Doping Agency	5	635	640	7.01%
Anti-Doping Norway	2	425	427	4.67%
Autoridade Antidopagem de Portugal	-	376	376	4.12%
Australian Sports Anti-Doping Authority	18	226	244	2.67%
United States Anti-Doping Agency	11	230	241	2.64%
NADO Flanders	-	218	218	2.39%
Chinese Anti-Doping Agency	-	175	175	1.92%
Canadian Centre for Ethics in Sport	31	134	165	1.81%
UK Anti-Doping	7	154	161	1.76%
Poland Commission against Doping in Sports	15	98	113	1.24%
Irish Sports Council	1	103	104	1.14%
Magyar Antidopping Csoport	13	88	101	1.11%
Korean Anti-Doping Agency	59	42	101	1.11%
Drug Free Sport New Zealand	-	99	99	1.08%
National Anti Doping Agency -India	28	61	89	0.97%
Finnish Anti-Doping Agency	1	87	88	0.96%
South African Institute for Drug-Free Sport	-	28	28	0.31%
National Anti-Doping Agency Austria GmbH	-	18	18	0.20%
Anti Doping Denmark	-	9	9	0.10%
Comitato Olimpico Nazionale Italiano	4	2	6	0.07%
Japan Anti-Doping Agency	-	5	5	0.05%
Estonian Anti-Doping Agency	-	4	4	0.04%
Swedish Sports Confederation Anti-Doping Group	-	3	3	0.03%
Agence Française de Lutte contre le Dopage	-	2	2	0.02%
Spain National Anti-Doping Agency	-	1	1	0.01%
	<b>1,308</b>	<b>7,827</b>	<b>9,135</b>	
<b>Other Sport Organizations</b>	<b>IC</b>	<b>OOC</b>	<b>Total</b>	<b>%</b>
International Olympic Committee	398	-	398	60.86%
Union of European Football Associations	-	120	120	18.35%
European Athletics Association	-	99	99	15.14%
World Anti-Doping Agency	-	18	18	2.75%
Ligue Européenne de Natation	12	-	12	1.83%
Italian Paralympic Committee	-	4	4	0.61%
Spanish Cycling Federation	-	3	3	0.46%
	<b>410</b>	<b>244</b>	<b>654</b>	

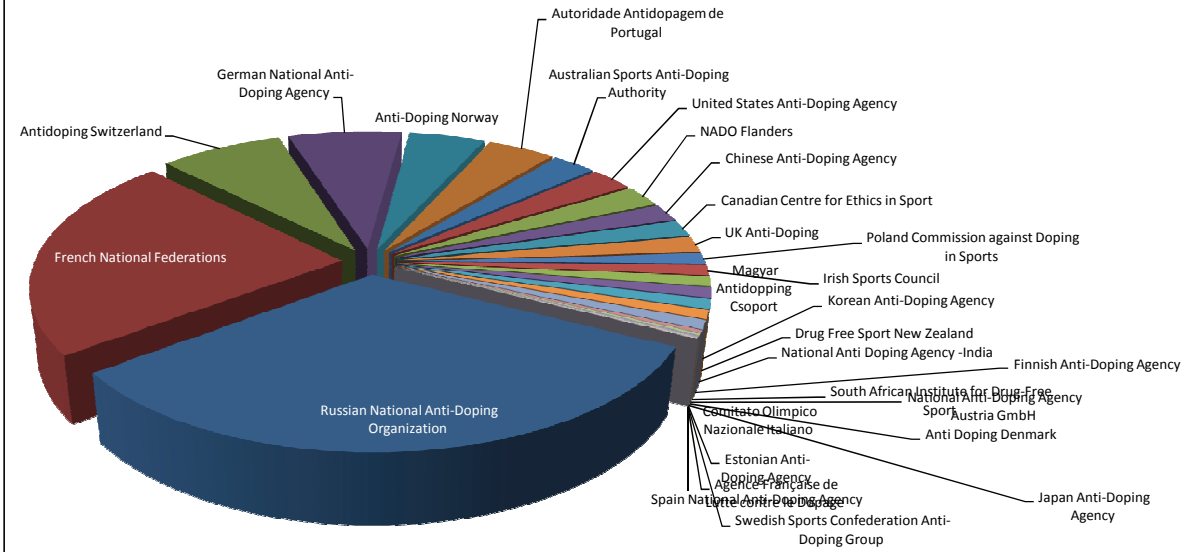
**Table J8: Total Samples by Testing Authority Category**



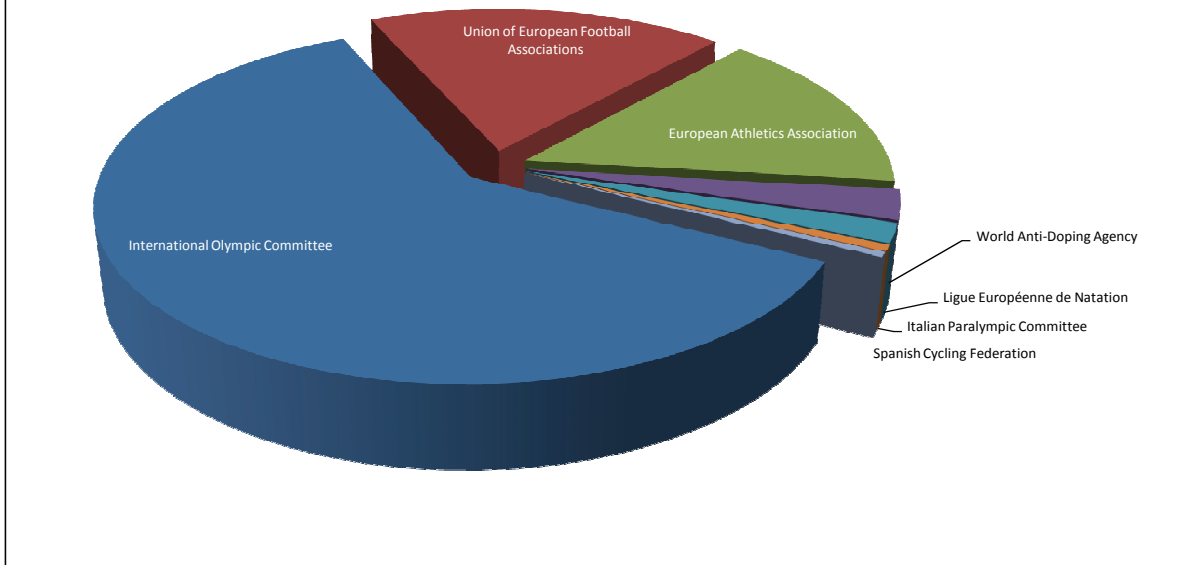
**Table J8: Total Samples by Testing Authority Category - International Federations**



**Table J8: Total Samples by Testing Authority Category - National Anti-Doping Organizations**



**Table J8: Total Samples by Testing Authority Category - Other Sports Organizations**

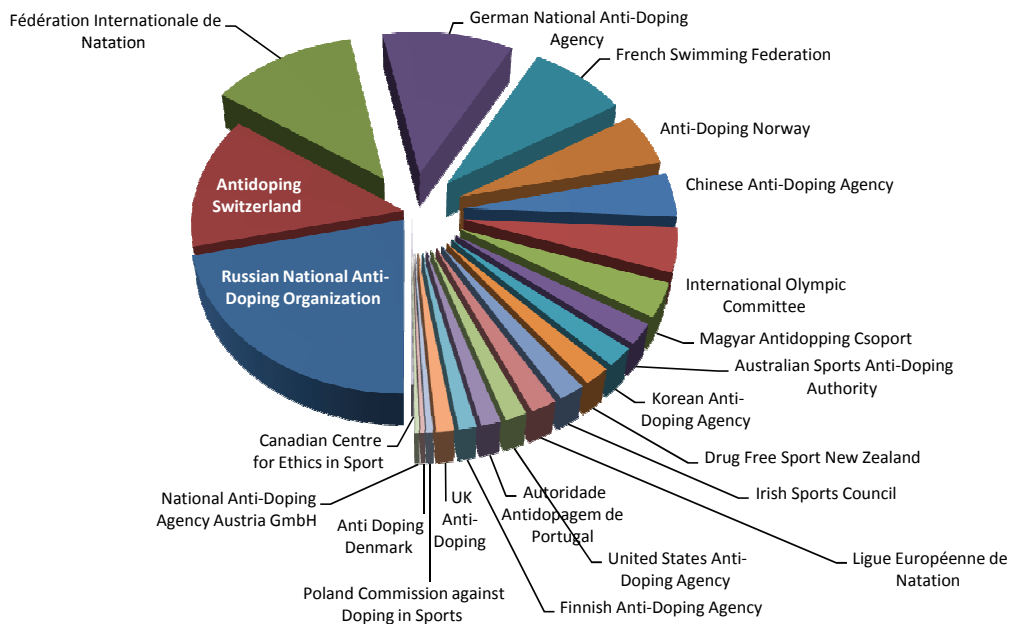




2012 ABP Blood Samples Analyzed and Reported by Accredited Laboratories in ADAMS

**Table J9: 2012 ABP Blood Passport Testing Figures - Aquatics**

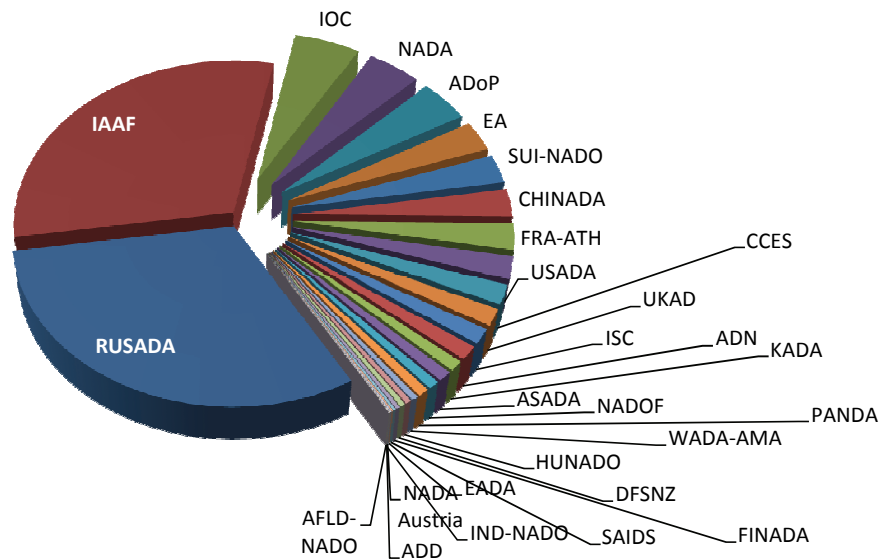
Testing Authority (TA)	IC	OOB	# Samples	%
Russian National Anti-Doping Organization	14	126	140	21.44%
Antidoping Switzerland	15	72	87	13.32%
Fédération Internationale de Natation	-	80	80	12.25%
German National Anti-Doping Agency	-	71	71	10.87%
French Swimming Federation	-	54	54	8.27%
Anti-Doping Norway	-	34	34	5.21%
Chinese Anti-Doping Agency	-	29	29	4.44%
International Olympic Committee	29	-	29	4.44%
Magyar Antidopping Csoport	-	23	23	3.52%
Australian Sports Anti-Doping Authority	-	14	14	2.14%
Korean Anti-Doping Agency	13	-	13	1.99%
Drug Free Sport New Zealand	-	12	12	1.84%
Irish Sports Council	-	12	12	1.84%
Ligue Européenne de Natation	12	-	12	1.84%
United States Anti-Doping Agency	-	10	10	1.53%
Autoridade Antidopagem de Portugal	-	9	9	1.38%
Finnish Anti-Doping Agency	1	7	8	1.23%
UK Anti-Doping	1	7	8	1.23%
Poland Commission against Doping in Sports	3	-	3	0.46%
Anti Doping Denmark	-	2	2	0.31%
National Anti-Doping Agency Austria GmbH	-	2	2	0.31%
Canadian Centre for Ethics in Sport	-	1	1	0.15%
	<b>88</b>	<b>565</b>	<b>653</b>	



2012 ABP Blood Samples Analyzed and Reported by Accredited Laboratories in ADAMS

**Table J10: 2012 ABP Blood Passport Testing Figures - Athletics**

Testing Authority (TA)	IC	OOC	# Samples	%
Russian National Anti-Doping Organization	247	794	1041	31.0%
International Association of Athletics Federations	-	1024	1024	30.5%
International Olympic Committee	177	-	177	5.3%
German National Anti-Doping Agency	-	143	143	4.3%
Autoridade Antidopagem de Portugal	-	139	139	4.1%
European Athletics Association	-	99	99	2.9%
Antidoping Switzerland	3	91	94	2.8%
Chinese Anti-Doping Agency	-	90	90	2.7%
Fédération Française de Athlétisme	14	72	86	2.6%
United States Anti-Doping Agency	1	72	73	2.2%
Canadian Centre for Ethics in Sport	-	64	64	1.9%
UK Anti-Doping	6	49	55	1.6%
Irish Sports Council	-	49	49	1.5%
Anti-Doping Norway	-	45	45	1.3%
Korean Anti-Doping Agency	10	23	33	1.0%
Australian Sports Anti-Doping Authority	12	20	32	1.0%
NADO Flanders	-	26	26	0.8%
Poland Commission against Doping in Sports	4	22	26	0.8%
World Anti-Doping Agency	-	15	15	0.4%
Magyar Antidopping Csoport	-	13	13	0.4%
Drug Free Sport New Zealand	-	12	12	0.4%
Finnish Anti-Doping Agency	-	9	9	0.3%
South African Institute for Drug-Free Sport	-	6	6	0.2%
Estonian Anti-Doping Agency	-	3	3	0.1%
National Anti-Doping Agency Austria GmbH	-	3	3	0.1%
Anti Doping Denmark	-	1	1	0.03%
Agence Française de Lutte contre le Dopage	-	1	1	0.03%
National Anti Doping Agency -India	-	1	1	0.03%
<b>TOTAL</b>	<b>474</b>	<b>2886</b>	<b>3,360</b>	



2012 ABP Blood Samples Analyzed and Reported by Accredited Laboratories in ADAMS

**Table J11: 2012 ABP Blood Passport Testing Figures - Badminton**

Testing Authority (TA)	IC	OOC	# Samples	%
Fédération française de badminton	-	2	2	100%
	<b>0</b>	<b>2</b>	<b>2</b>	

**Table J12: 2012 ABP Blood Passport Testing Figures - Basketball**

Testing Authority (TA)	IC	OOC	# Samples	%
Fédération Française de Basketball	-	271	271	100%
	<b>0</b>	<b>271</b>	<b>271</b>	

**Table J13: 2012 ABP Blood Passport Testing Figures - Biathlon**

Testing Authority (TA)	IC	OOC	# Samples	%
Russian National Anti-Doping Organization	211	217	428	65.5%
International Biathlon Union	29	82	111	17.0%
Anti-Doping Norway	-	39	39	6.0%
German National Anti-Doping Agency	-	26	26	4.0%
Canadian Centre for Ethics in Sport	-	16	16	2.5%
Antidoping Switzerland	-	13	13	2.0%
Finnish Anti-Doping Agency	-	9	9	1.4%
Korean Anti-Doping Agency	4	-	4	0.6%
Poland Commission against Doping in Sports	4	-	4	0.6%
Fédération Française de Ski	-	1	1	0.2%
Swedish Sports Confederation Anti-Doping Group	-	1	1	0.2%
United States Anti-Doping Agency	-	1	1	0.2%
	<b>248</b>	<b>405</b>	<b>653</b>	

**Table J14: 2012 ABP Blood Passport Testing Figures - Bobsleigh**

Testing Authority (TA)	IC	OOC	# Samples	%
Antidoping Switzerland	4	61	65	84.4%
Canadian Centre for Ethics in Sport	-	7	7	9.1%
United States Anti-Doping Agency	-	5	5	6.5%
	<b>4</b>	<b>73</b>	<b>77</b>	

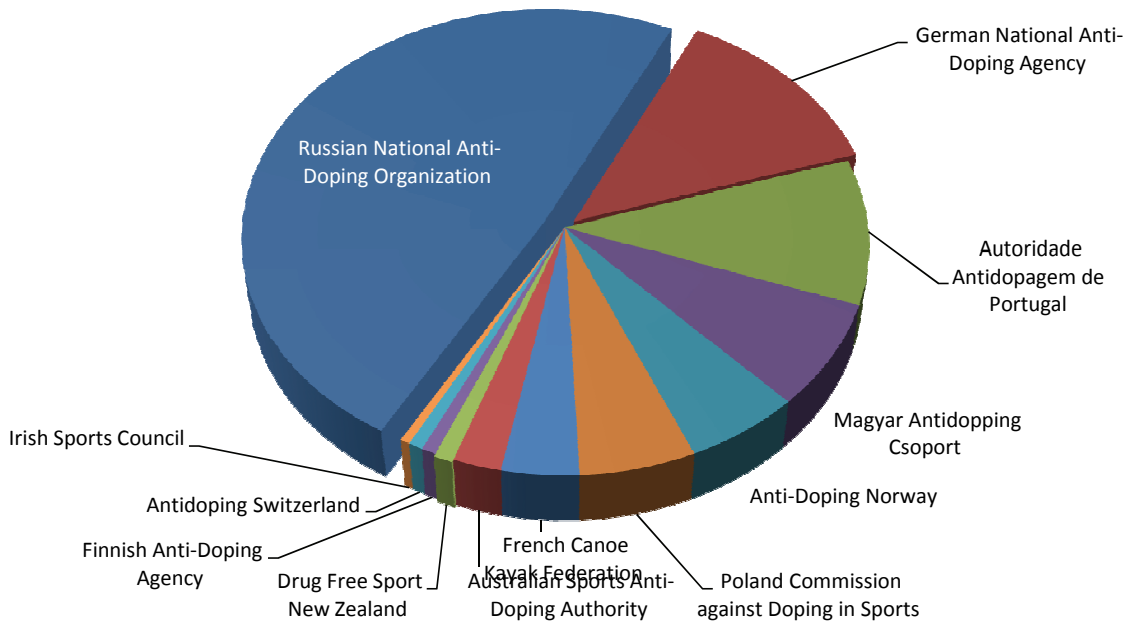
**Table J15: 2012 ABP Blood Passport Testing Figures - Boxing**

Testing Authority (TA)	IC	OOC	# Samples	%
National Anti Doping Agency -India	25	35	60	57.7%
United States Anti-Doping Agency	7	24	31	29.8%
Fédération Française de Boxe	1	12	13	12.5%
	<b>33</b>	<b>71</b>	<b>104</b>	

2012 ABP Blood Samples Analyzed and Reported by Accredited Laboratories in ADAMS

**Table J16: 2012 ABP Blood Passport Testing Figures - Canoe / Kayak**

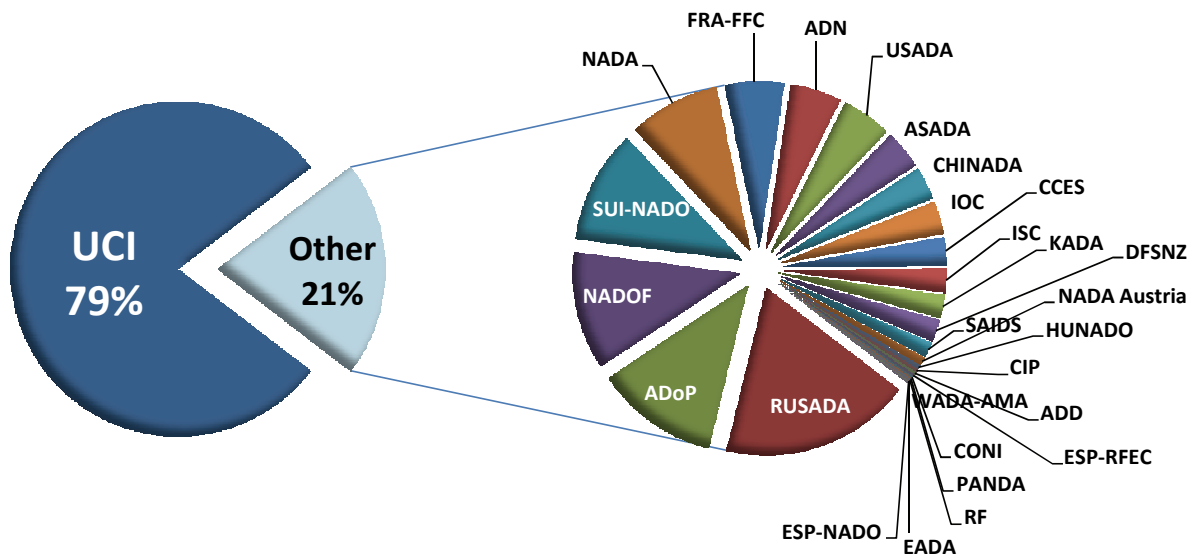
Testing Authority (TA)	IC	OOC	# Samples	%
Russian National Anti-Doping Organization	104	101	205	48.9%
German National Anti-Doping Agency	-	54	54	12.9%
Autoridade Antidopagem de Portugal	-	43	43	10.3%
Magyar Antidopping Csoport	-	31	31	7.4%
Anti-Doping Norway	-	24	24	5.7%
Poland Commission against Doping in Sports	-	24	24	5.7%
French Canoe Kayak Federation	-	16	16	3.8%
Australian Sports Anti-Doping Authority	-	10	10	2.4%
Drug Free Sport New Zealand	-	4	4	1.0%
Finnish Anti-Doping Agency	-	3	3	0.7%
Antidoping Switzerland	-	3	3	0.7%
Irish Sports Council	-	2	2	0.5%
	<b>104</b>	<b>315</b>	<b>419</b>	



2012 ABP Blood Samples Analyzed and Reported by Accredited Laboratories in ADAMS

**Table J17: 2012 ABP Blood Passport Testing Figures - Cycling**

Testing Authority (TA)	IC	OOB	# Samples	%
International Cycling Union	1823	3262	5,085	79.2%
Russian National Anti-Doping Organization	118	128	246	3.8%
Autoridade Antidopagem de Portugal	-	159	159	2.5%
NADO Flanders	-	152	152	2.4%
Antidoping Switzerland	11	135	146	2.3%
German National Anti-Doping Agency	-	118	118	1.8%
Fédération Française de Cyclisme	23	53	76	1.2%
Anti-Doping Norway	-	66	66	1.0%
United States Anti-Doping Agency	2	62	64	1.0%
Australian Sports Anti-Doping Authority	6	44	50	0.8%
Chinese Anti-Doping Agency	-	42	42	0.7%
International Olympic Committee	42	-	42	0.7%
Canadian Centre for Ethics in Sport	31	5	36	0.6%
Irish Sports Council	1	30	31	0.5%
Korean Anti-Doping Agency	10	19	29	0.5%
Drug Free Sport New Zealand	-	28	28	0.4%
South African Institute for Drug-Free Sport	-	19	19	0.3%
National Anti-Doping Agency Austria GmbH	-	11	11	0.2%
Magyar Antidopping Csoport	5	-	5	0.1%
Italian Paralympic Committee	-	4	4	0.1%
Anti Doping Denmark	-	3	3	0.05%
Spanish Cycling Federation	-	3	3	0.05%
Comitato Olimpico Nazionale Italiano	-	2	2	0.03%
Poland Commission against Doping in Sports	-	2	2	0.03%
Swedish Sports Confederation Anti-Doping Group	-	2	2	0.03%
Estonian Anti-Doping Agency	-	1	1	0.02%
Spain National Anti-Doping Agency	-	1	1	0.02%
World Anti-Doping Agency	-	1	1	0.02%
	<b>2072</b>	<b>4352</b>	<b>6,424</b>	



2012 ABP Blood Samples Analyzed and Reported by Accredited Laboratories in ADAMS

**Table J18: 2012 ABP Blood Passport Testing Figures - Equestrian**

Testing Authority (TA)	IC	OOC	# Samples	%
France Equestrian Federation	10	8	18	100.0%
	<b>10</b>	<b>8</b>	<b>18</b>	

**Table J19: 2012 ABP Blood Passport Testing Figures - Fencing**

Testing Authority (TA)	IC	OOC	# Samples	%
French Fencing Federation	-	24	24	80%
Fédération Française Handisport	-	6	6	20%
	<b>0</b>	<b>30</b>	<b>30</b>	

**Table J20: 2012 ABP Blood Passport Testing Figures - Football**

Testing Authority (TA)	IC	OOC	# Samples	%
Fédération française de football	8	323	331	61.9%
Union of European Football Associations	-	120	120	22.4%
UK Anti-Doping	-	72	72	13.5%
Australian Sports Anti-Doping Authority	-	12	12	2.2%
	<b>8</b>	<b>527</b>	<b>535</b>	

**Table J21: 2012 ABP Blood Passport Testing Figures - Golf**

Testing Authority (TA)	IC	OOC	# Samples	%
Fédération Française de Golf	-	6	6	100.0%
	<b>0</b>	<b>6</b>	<b>6</b>	

**Table J22: 2012 ABP Blood Passport Testing Figures - Gymnastics**

Testing Authority (TA)	IC	OOC	# Samples	%
Fédération Française de Gymnastique	-	1	1	100.0%
	<b>0</b>	<b>1</b>	<b>1</b>	

**Table J23: 2012 ABP Blood Passport Testing Figures - Handball**

Testing Authority (TA)	IC	OOC	# Samples	%
Fédération Française de Handball	11	245	256	94.1%
Magyar Antidopping Csoport	-	16	16	5.9%
	<b>11</b>	<b>261</b>	<b>272</b>	

**Table J24: 2012 ABP Blood Passport Testing Figures - Ice Hockey**

Testing Authority (TA)	IC	OOC	# Samples	%
Fédération Française de Hockey sur Glace	-	53	53	85.5%
Antidoping Switzerland	-	9	9	14.5%
	<b>0</b>	<b>62</b>	<b>62</b>	

2012 ABP Blood Samples Analyzed and Reported by Accredited Laboratories in ADAMS

**Table J25: 2012 ABP Blood Passport Testing Figures - Judo**

Testing Authority (TA)	IC	OOB	# Samples	%
Fédération Française de Judo Jujitsu Kendo et Disciplines Associées	-	31	31	93.9%
Japan Anti-Doping Agency	-	2	2	6.1%
	<b>0</b>	<b>33</b>	<b>33</b>	

**Table J26: 2012 ABP Blood Passport Testing Figures - Modern Pentathlon**

Testing Authority (TA)	IC	OOB	# Samples	%
International Olympic Committee	40	-	40	55.6%
Fédération Française de Pentathlon Moderne	-	15	15	20.8%
Korean Anti-Doping Agency	9	-	9	12.5%
Magyar Antidopping Csoport	8	-	8	11.1%
	<b>57</b>	<b>15</b>	<b>72</b>	

**Table J27: 2012 ABP Blood Passport Testing Figures - Rowing**

Testing Authority (TA)	IC	OOB	# Samples	%
International Rowing Federation	-	423	423	44.4%
Russian National Anti-Doping Organization	50	152	202	21.2%
International Olympic Committee	80	-	80	8.4%
German National Anti-Doping Agency	-	60	60	6.3%
Poland Commission against Doping in Sports	-	38	38	4.0%
Drug Free Sport New Zealand	-	29	29	3.0%
Antidoping Switzerland	-	28	28	2.9%
Australian Sports Anti-Doping Authority	-	21	21	2.2%
French Rowing Federation	-	18	18	1.9%
Anti-Doping Norway	-	17	17	1.8%
Autoridade Antidopagem de Portugal	-	14	14	1.5%
UK Anti-Doping	-	14	14	1.5%
Comitato Olimpico Nazionale Italiano	4	-	4	0.4%
Finnish Anti-Doping Agency	-	3	3	0.3%
Canadian Centre for Ethics in Sport	-	1	1	0.1%
South African Institute for Drug-Free Sport	-	1	1	0.1%
	<b>134</b>	<b>819</b>	<b>953</b>	

**Table J28: 2012 ABP Blood Passport Testing Figures - Rugby**

Testing Authority (TA)	Discipline	IC	OOB	# Samples	%
Federation Francaise de Rugby	Rugby Union	11	420	431	91.3%
Australian Sports Anti-Doping Authority	National Rugby League	-	16	16	3.4%
Federation Française de Rugby à XIII	Rugby XIII	-	15	15	3.2%
Federation Francaise de Rugby	Wheelchair Rugby	-	10	10	2.1%
Agence Française de Lutte contre le Dopage	Rugby Union	-	1	1	0.2%
		<b>11</b>	<b>461</b>	<b>472</b>	

2012 ABP Blood Samples Analyzed and Reported by Accredited Laboratories in ADAMS

**Table J29: 2012 ABP Blood Passport Testing Figures - Sailing**

Testing Authority (TA)	IC	OOB	# Samples	%
Fédération Française de Voile	20	2	22	100.0%
	<b>20</b>	<b>2</b>	<b>22</b>	

**Table J30: 2012 ABP Blood Passport Testing Figures - Shooting**

Testing Authority (TA)	IC	OOB	# Samples	%
Fédération Française de Tir	-	12	12	100.0%
	<b>0</b>	<b>12</b>	<b>12</b>	

**Table J31: 2012 ABP Blood Passport Testing Figures - Skating**

Testing Authority (TA)	IC	OOB	# Samples	%
Russian National Anti-Doping Organization	15	293	308	53.9%
International Skating Union	9	109	118	20.7%
Anti-Doping Norway	-	40	40	7.0%
German National Anti-Doping Agency	-	32	32	5.6%
Canadian Centre for Ethics in Sport	-	16	16	2.8%
Poland Commission against Doping in Sports	4	12	16	2.8%
Fédération Française des Sports de Glace	-	10	10	1.8%
Antidoping Switzerland	-	9	9	1.6%
Finnish Anti-Doping Agency	-	8	8	1.4%
Korean Anti-Doping Agency	6	-	6	1.1%
Magyar Antidopping Csoport	-	5	5	0.9%
United States Anti-Doping Agency	-	3	3	0.5%
	<b>34</b>	<b>537</b>	<b>571</b>	

**Table J32: 2012 ABP Blood Passport Testing Figures - Skiing**

Testing Authority (TA)	IC	OOB	# Samples	%
International Ski Federation	-	1148	1148	61.26%
Russian National Anti-Doping Organization	174	198	372	19.85%
Anti-Doping Norway	2	130	132	7.04%
Antidoping Switzerland	-	76	76	4.06%
German National Anti-Doping Agency	-	46	46	2.45%
Finnish Anti-Doping Agency	-	42	42	2.24%
Fédération Française de Ski	-	20	20	1.07%
Canadian Centre for Ethics in Sport	-	19	19	1.01%
United States Anti-Doping Agency	1	18	19	1.01%
	<b>177</b>	<b>1697</b>	<b>1874</b>	

**Table J33: 2012 ABP Blood Passport Testing Figures - Table Tennis**

Testing Authority (TA)	IC	OOB	# Samples	%
Fédération Française de Tennis de Table	-	5	5	100.0%
	<b>0</b>	<b>5</b>	<b>5</b>	



2012 ABP Blood Samples Analyzed and Reported by Accredited Laboratories in ADAMS

**Table J34: 2012 ABP Blood Passport Testing Figures - Taekwondo**

Testing Authority (TA)	IC	OOC	# Samples	%
Federation Francaise de Taekwondo et Disciplines Associees	-	12	12	100.0%
	<b>0</b>	<b>12</b>	<b>12</b>	

**Table J35: 2012 ABP Blood Passport Testing Figures - Tennis**

Testing Authority (TA)	IC	OOC	# Samples	%
International Tennis Federation	13	26	39	52.7%
Fédération Française de Tennis	14	14	28	37.8%
Antidoping Switzerland	-	5	5	6.8%
World Anti-Doping Agency	-	2	2	2.7%
	<b>27</b>	<b>47</b>	<b>74</b>	

**Table J36: 2012 ABP Blood Passport Testing Figures - Triathlon**

Testing Authority (TA)	IC	OOC	# Samples	%
World Triathlon Corporation	17	211	228	31.6%
International Triathlon Union	9	95	104	14.4%
German National Anti-Doping Agency	5	82	87	12.0%
Antidoping Switzerland	5	80	85	11.8%
NADO Flanders	-	36	36	5.0%
United States Anti-Doping Agency	-	35	35	4.8%
International Olympic Committee	30	-	30	4.2%
Australian Sports Anti-Doping Authority	-	24	24	3.3%
Drug Free Sport New Zealand	-	14	14	1.9%
Chinese Anti-Doping Agency	-	13	13	1.8%
Autoridade Antidopagem de Portugal	-	12	12	1.7%
UK Anti-Doping	-	12	12	1.7%
Irish Sports Council	-	10	10	1.4%
Korean Anti-Doping Agency	7	-	7	1.0%
Fédération Française de Triathlon	-	6	6	0.8%
Finnish Anti-Doping Agency	-	4	4	0.6%
Russian National Anti-Doping Organization	-	4	4	0.6%
Anti Doping Denmark	-	3	3	0.4%
Canadian Centre for Ethics in Sport	-	3	3	0.4%
Federation of International Touch	-	2	2	0.3%
South African Institute for Drug-Free Sport	-	2	2	0.3%
National Anti-Doping Agency Austria GmbH	-	1	1	0.1%
	<b>73</b>	<b>649</b>	<b>722</b>	

**Table J37: 2012 ABP Blood Passport Testing Figures - Volleyball**

Testing Authority (TA)	IC	OOC	# Samples	%
Fédération Française de Volley-ball	4	172	176	99.4%
Antidoping Switzerland	-	1	1	0.6%
	<b>4</b>	<b>173</b>	<b>177</b>	

2012 ABP Blood Samples Analyzed and Reported by Accredited Laboratories in ADAMS

**Table J38: 2012 ABP Blood Passport Testing Figures - Weightlifting**

Testing Authority (TA)	IC	OOB	# Samples	%
Federation Francaise d'Halterophilie Musculation Force Athletique et Culturisme	11	1	12	66.7%
National Anti Doping Agency -India	-	2	2	11.1%
Canadian Centre for Ethics in Sport	-	2	2	11.1%
National Anti Doping Agency -India	-	2	2	11.1%
	<b>11</b>	<b>7</b>	<b>18</b>	

**Table J39: 2012 ABP Blood Passport Testing Figures -Wrestling**

Testing Authority (TA)	IC	OOB	# Samples	%
National Anti Doping Agency -India	3	23	26	36.1%
National Anti Doping Agency -India	3	23	26	36.1%
Federation Francaise de Lutte	-	14	14	19.4%
Japan Anti-Doping Agency	-	3	3	4.2%
Anti-Doping Norway	-	2	2	2.8%
National Anti-Doping Agency Austria GmbH	-	1	1	1.4%
	<b>6</b>	<b>66</b>	<b>72</b>	

2012 ABP Blood Samples Analyzed and Reported by Accredited Laboratories in ADAMS

**Table J40: 2012 ABP Blood Passport Testing Figures - Cricket**

Testing Authority (TA)	IC	OOB	# Samples	%
Australian Sports Anti-Doping Authority	-	2	2	100.0%
	<b>0</b>	<b>2</b>	<b>2</b>	

**Table J41: 2012 ABP Blood Passport Testing Figures - Karate**

Testing Authority (TA)	IC	OOB	# Samples	%
Fédération Française de Karaté et Disciplines Associées	-	15	15	100.0%
	<b>0</b>	<b>15</b>	<b>15</b>	

**Table J42: 2012 ABP Blood Passport Testing Figures - Mountaineering and Climbing**

Testing Authority (TA)	IC	OOB	# Samples	%
Antidoping Switzerland	-	13	13	100.0%
	<b>0</b>	<b>13</b>	<b>13</b>	

**Table J43: 2012 ABP Blood Passport Testing Figures - Ski-Mountaineering**

Testing Authority (TA)	IC	OOB	# Samples	%
International Ski Mountaineering Federation	-	47	47	79.7%
Antidoping Switzerland	-	11	11	18.6%
Fédération Française de la Montagne et de l'Escalade	-	1	1	1.7%
	<b>0</b>	<b>59</b>	<b>59</b>	

**Table J44: 2012 ABP Blood Passport Testing Figures - Orienteering**

Testing Authority (TA)	IC	OOB	# Samples	%
Antidoping Switzerland	8	31	39	57.4%
Anti-Doping Norway	-	28	28	41.2%
Finnish Anti-Doping Agency	-	1	1	1.5%
	<b>8</b>	<b>60</b>	<b>68</b>	

**Table J45: 2012 ABP Blood Passport Testing Figures - Roller Sports**

Testing Authority (TA)	IC	OOB	# Samples	%
International Roller Sports Federation	1	8	9	50.0%
Antidoping Switzerland	-	7	7	38.9%
International Skating Union	-	2	2	11.1%
	<b>1</b>	<b>17</b>	<b>18</b>	

**Table J46: 2012 ABP Blood Passport Testing Figures - Sport Climbing**

Testing Authority (TA)	IC	OOB	# Samples	%
German National Anti-Doping Agency	-	3	3	100.0%
	<b>0</b>	<b>3</b>	<b>3</b>	

2012 ABP Blood Samples Analyzed and Reported by Accredited Laboratories in ADAMS

**Table J47: 2012 ABP Blood Passport Testing Figures - Underwater Sports**

Testing Authority (TA)	IC	OOB	# Samples	%
World Underwater Federation	-	14	14	93.3%
Chinese Anti-Doping Agency	-	1	1	6.7%
	<b>0</b>	<b>15</b>	<b>15</b>	

**Table J48: 2012 ABP Blood Passport Testing Figures - American Football**

Testing Authority (TA)	IC	OOB	# Samples	%
Federation Française de Football Americain	-	6	6	100.0%
	<b>0</b>	<b>6</b>	<b>6</b>	